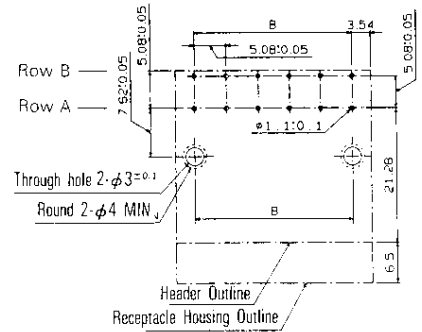
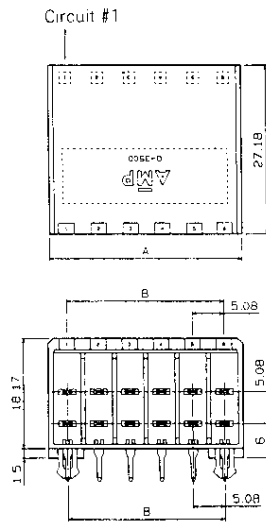



# Wire to Board Connectors

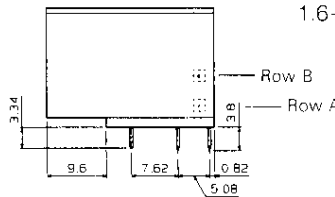
## Dynamic Series Connectors/D-3000 Series

### D-3500D—Sensor Connectors

#### Board-mounting Tab Header (Horizontal Type)

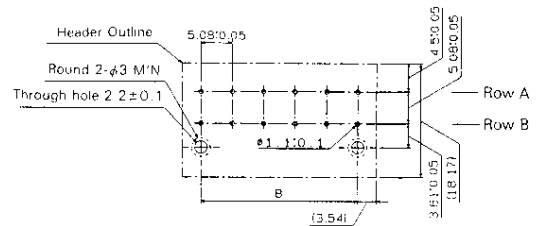
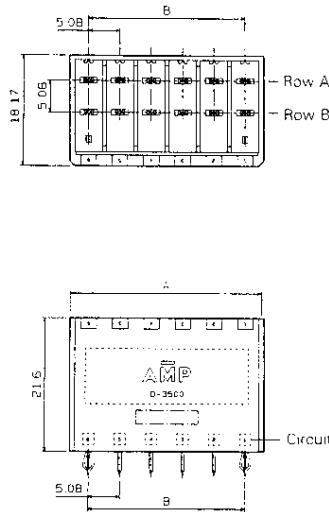
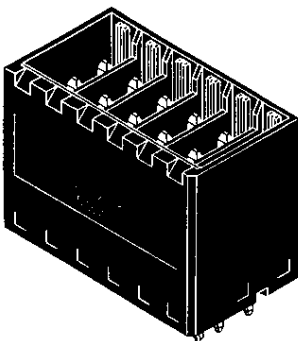


**PC Board Layout**  
Acceptable Board Thickness :  
1.6–2.4±0.1



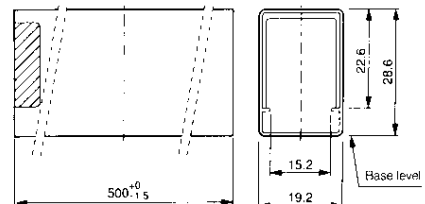
No. of Pos.	Part Number	Dimensions	
		A	B
4	1376133-□	12.16	5.08
12	177555-□	32.48	25.40
20	175365-□	52.80	45.72

#### Board-mounting Tab Header (Vertical Type)



**PC Board Layout**  
Acceptable Board Thickness :  
1.6–2.4±0.1

#### Stick Dimensions (Ref.)



No. of Pos.	Part Number	Dimensions	
		A	B
12	316516-□	32.48	25.40
20	316517-□	52.80	45.72