




(2,54mm) .100"

IPT1, IPS1 SERIES

IPS1-115-01-L-D-VS



IPS1-120-01-L-D-RA

IPT1-110-01-L-D

# SHROUDED POWER CONNECTOR SET

## SPECIFICATIONS

For complete specifications see [www.samtec.com?IPT1](http://www.samtec.com?IPT1) or [www.samtec.com?IPS1](http://www.samtec.com?IPS1)

**Insulator Material:** Black LCP

**Contact Material:** Phosphor Bronze



**Plating:** Sn or Au over 50µ" (1,27µm) Ni

**Operating Temp Range:** -55°C to +105°C with Tin; -55°C to +125°C with Gold

**Insertion Depth:** (3,71mm) .146" to (6,48mm) .255"

**Wiping Distance:** (0,38mm) .015"

**Insertion Force (SMT):** 3.0oz (0,83N) avg.

**Withdrawal Force (SMT):** 2.6oz (0,72N) avg.

**Insertion Force (T/H):** 6.0oz (1,67N) avg.

**Withdrawal Force (T/H):** 5.0oz (1,39N) avg.

**Voltage Rating:** 550 VAC/777 VDC

**RoHS Compliant:** Yes

**Yes**

**Yes**

**Yes**

**Yes**

**Yes**

**Yes**

**Yes**

**Yes**

**Yes**

**Yes**

**Yes**

**Yes**

**Yes**

**Yes**

**Yes**

**Yes**

**Yes**

**Yes**

**Yes**

**Yes**

**Yes**

**Yes**

**Yes**

**Yes**

**Yes**

**Yes**

**Yes**

**Yes**

**Yes**

**Yes**

**Yes**

**Yes**

**Yes**

**Yes**

**Yes**

**Yes**

**Yes**

**Yes**

**Yes**

**Yes**

**Yes**

**Yes**

**Yes**

**Yes**

**Yes**

**Yes**



Mates with: IPS1

05, 10, 15, 20, 25  
(Call Samtec for other sizes)

Specify LEAD STYLE from chart

-L  
= 10µ" (0,25µm)  
Gold on contact,  
Matte Tin on tail

Requires -01  
Lead Style  
(Leave blank for  
Through-Hole)

-RA  
= Right Angle  
-VS  
= Surface Mount

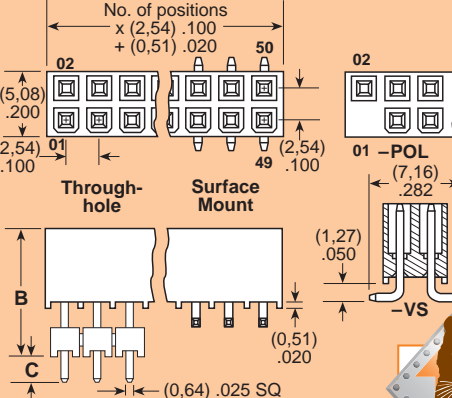
-K  
= (6,00mm)  
.236" DIA  
Polyimide film  
Pick & Place Pad  
(-VS only)

-LC  
= Locking Clip  
(Manual  
placement  
required)  
(-VS only)  
(N/A with -A)

-A  
= Alignment Pin  
(-VS only)  
(N/A with -LC)

-POL  
= No. 1 position  
polarized

LEAD STYLE	A	B	C
-01	(11,05) .435	(5,84) .223	(2,16) .085
-01-VS	(13,59) .535	(5,84) .223	N/A
-02	(14,00) .551	(9,30) .366	(2,64) .104
-03	(16,00) .630	(11,30) .445	(2,16) .085
-04	(17,00) .669	(12,30) .484	(2,69) .106
-05	(19,00) .748	(14,30) .563	(2,46) .097
-06	(20,00) .787	(15,30) .602	(2,35) .093
-07	(25,00) .984	(20,30) .799	(2,31) .091
-08	(30,00) 1.181	(25,30) .996	(2,39) .094
-09	(35,00) 1.378	(30,30) 1.193	(2,46) .097



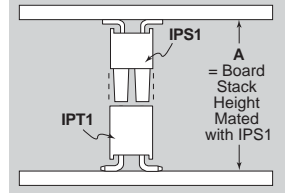
- Individually shrouded contacts
- Locking clip option

CURRENT RATING	
AMBIENT TEMP	IPT1/IPS1
20°C	8A
40°C	7.2A
60°C	6A
95°C	4.1A
6 POSITIONS (2x3)	

## APPLICATION SPECIFIC OPTION

Latching feature available. Call Samtec.

## APPLICATION



**Processing:** Lead-Free Solderable: Yes

**SMT Lead Coplanarity:** (0,13mm) .005" max (05-10) (0,15mm) .006" max (15-25)

**Note:** Other Gold plating options available. Contact Samtec.

**Note:** Some sizes, styles and options are non-standard, non-returnable.



Mates with: IPT1

05, 10, 15, 20, 25  
(Call Samtec for other sizes)

-L  
= 10µ" (0,25µm)  
Gold on contact,  
Matte Tin on tail

Leave blank for  
Through-hole

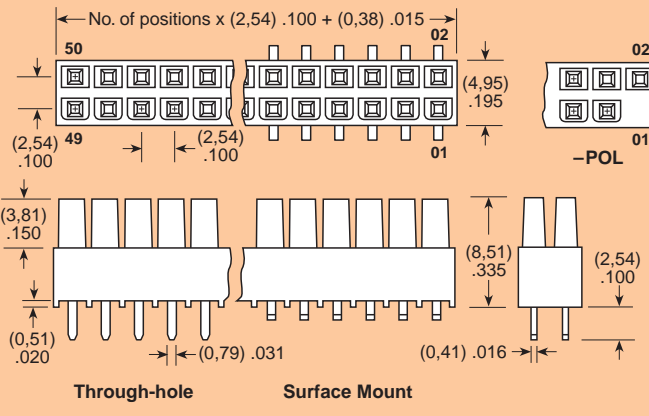
-VS  
= Surface Mount  
-RA  
= Right Angle

-K  
= (5,50mm)  
.217" DIA  
Polyimide film  
Pick & Place Pad  
(-VS only)

-LC  
= Locking Clip  
(Manual  
placement  
required)  
(-VS only)

-POL  
= No. 1  
position  
polarized

-TR  
= Tape &  
Reel  
Packaging



Due to technical progress, all designs, specifications and components are subject to change without notice.

WWW.SAMTEC.COM