




(2,54mm) .100"

IPT1, IPS1 SERIES

IPS1-115-01-L-D-VS



IPS1-120-01-L-D-RA

IPT1-110-01-L-D

SHROUDED POWER CONNECTOR SET

SPECIFICATIONS

For complete specifications see www.samtec.com?IPT1 or www.samtec.com?IPS1

Insulator Material: Black LCP

Contact Material: Phosphor Bronze



Plating: Sn or Au over 50µ" (1,27µm) Ni

Operating Temp Range: -55°C to +105°C with Tin; -55°C to +125°C with Gold

Insertion Depth: (3,71mm) .146" to (6,48mm) .255"

Wiping Distance: (0,38mm) .015"

Insertion Force (SMT): 3.0oz (0,83N) avg.

Withdrawal Force (SMT): 2.6oz (0,72N) avg.

Insertion Force (T/H): 6.0oz (1,67N) avg.

Withdrawal Force (T/H): 5.0oz (1,39N) avg.

Voltage Rating: 550 VAC/777 VDC

RoHS Compliant: Yes

Yes

Yes

Yes

Yes

Yes

Yes

Yes

Yes

Yes

Yes

Yes

Yes

Yes

Yes

Yes

Yes

Yes

Yes

Yes

Yes

Yes

Yes

Yes

Yes

Yes

Yes

Yes

Yes

Yes

Yes

Yes

Yes

Yes

Yes

Yes

Yes

Yes

Yes

Yes

Yes

Yes

Yes

Yes

Yes

Yes

Yes



Mates with: IPS1

05, 10, 15, 20, 25
(Call Samtec for other sizes)

Specify LEAD STYLE from chart

-L
= 10µ" (0,25µm)
Gold on contact,
Matte Tin on tail

Requires -01
Lead Style
(Leave blank for
Through-Hole)

-RA
= Right Angle
-VS
= Surface Mount

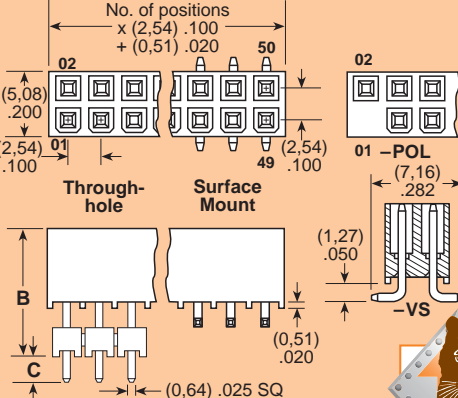
-K
= (6,00mm)
.236" DIA
Polyimide film
Pick & Place Pad
(-VS only)

-LC
= Locking Clip
(Manual
placement
required)
(-VS only)
(N/A with -A)

-A
= Alignment Pin
(-VS only)
(N/A with -LC)

-POL
= No. 1 position
polarized

LEAD STYLE	A	B	C
-01	(11,05) .435	(5,84) .223	(2,16) .085
-01-VS	(13,59) .535	(5,84) .223	N/A
-02	(14,00) .551	(9,30) .366	(2,64) .104
-03	(16,00) .630	(11,30) .445	(2,16) .085
-04	(17,00) .669	(12,30) .484	(2,69) .106
-05	(19,00) .748	(14,30) .563	(2,46) .097
-06	(20,00) .787	(15,30) .602	(2,35) .093
-07	(25,00) .984	(20,30) .799	(2,31) .091
-08	(30,00) 1.181	(25,30) .996	(2,39) .094
-09	(35,00) 1.378	(30,30) 1.193	(2,46) .097



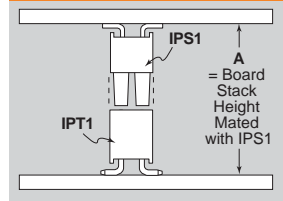
- Individually shrouded contacts
- Locking clip option

CURRENT RATING	
AMBIENT TEMP	IPT1/IPS1
20°C	8A
40°C	7.2A
60°C	6A
95°C	4.1A
6 POSITIONS (2x3)	

APPLICATION SPECIFIC OPTION

Latching feature available. Call Samtec.

APPLICATION



Processing: Lead-Free Solderable: Yes

SMT Lead Coplanarity: (0,13mm) .005" max (05-10) (0,15mm) .006" max (15-25)

Note: Other Gold plating options available. Contact Samtec.

Note: Some sizes, styles and options are non-standard, non-returnable.



Mates with: IPT1

05, 10, 15, 20, 25
(Call Samtec for other sizes)

-L
= 10µ" (0,25µm)
Gold on contact,
Matte Tin on tail

Leave blank for
Through-hole

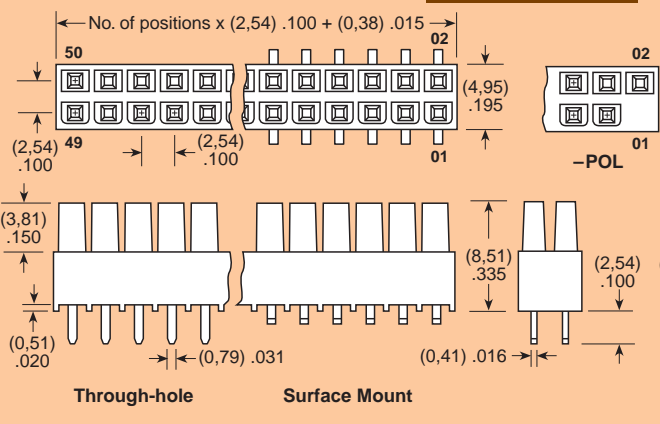
-VS
= Surface Mount
-RA
= Right Angle

-K
= (5,50mm)
.217" DIA
Polyimide film
Pick & Place Pad
(-VS only)

-LC
= Locking Clip
(Manual
placement
required)
(-VS only)

-POL
= No. 1
position
polarized

-TR
= Tape &
Reel
Packaging



Due to technical progress, all designs, specifications and components are subject to change without notice.

WWW.SAMTEC.COM