




(2,54mm) .100"

IPT1, IPS1 SERIES

IPS1-115-01-L-D-VS



IPS1-120-01-L-D-RA

IPT1-110-01-L-D

# SHROUDED POWER CONNECTOR SET

## SPECIFICATIONS

For complete specifications see [www.samtec.com?IPT1](http://www.samtec.com?IPT1) or [www.samtec.com?IPS1](http://www.samtec.com?IPS1)

**Insulator Material:** Black LCP

**Contact Material:** Phosphor Bronze



**Plating:** Sn or Au over 50µ" (1,27µm) Ni

**Operating Temp Range:** -55°C to +105°C with Tin; -55°C to +125°C with Gold

**Insertion Depth:** (3,71mm) .146" to (6,48mm) .255"

**Wiping Distance:** (0,38mm) .015"

**Insertion Force (SMT):** 3.0oz (0,83N) avg.

**Withdrawal Force (SMT):** 2.6oz (0,72N) avg.

**Insertion Force (T/H):** 6.0oz (1,67N) avg.

**Withdrawal Force (T/H):** 5.0oz (1,39N) avg.

**Voltage Rating:** 550 VAC/777 VDC

**RoHS Compliant:** Yes

**Current Rating:** See table below

**Application Specific Option:** Latching feature available. Call Samtec.

**Application:** See diagram below

**Processing:** Lead-Free Solderable: Yes

**SMT Lead Coplanarity:** (0,13mm) .005" max (05-10) (0,15mm) .006" max (15-25)

**Note:** Other Gold plating options available. Contact Samtec.

**Note:** Some sizes, styles and options are non-standard, non-returnable.

| CURRENT RATING    |           |
|-------------------|-----------|
| AMBIENT TEMP      | IPT1/IPS1 |
| 20°C              | 8A        |
| 40°C              | 7.2A      |
| 60°C              | 6A        |
| 95°C              | 4.1A      |
| 6 POSITIONS (2x3) |           |

**IPT1** - **1** NO. PINS PER ROW - **LEAD STYLE** - **PLATING OPTION** - **D** - **TAIL OPTION** - **OTHER OPTION**

Mates with: IPS1

05, 10, 15, 20, 25  
(Call Samtec for other sizes)

Specify LEAD STYLE from chart

-L  
= 10µ" (0,25µm)  
Gold on contact,  
Matte Tin on tail

Requires -01  
Lead Style  
(Leave blank for  
Through-Hole)


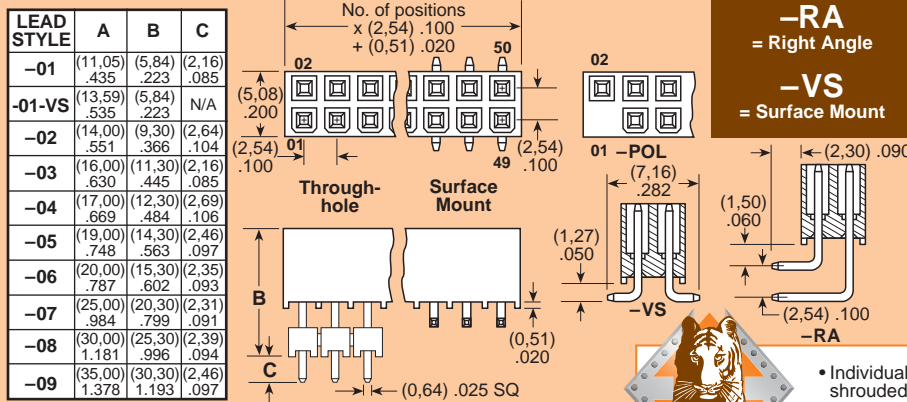
-RA  
= Right Angle  
-VS  
= Surface Mount

-K  
= (6,00mm)  
.236" DIA  
Polyimide film  
Pick & Place Pad  
(-VS only)

-LC  
= Locking Clip  
(Manual  
placement  
required)  
(-VS only)  
(N/A with -A)

-A  
= Alignment Pin  
(-VS only)  
(N/A with -LC)

-POL  
= No. 1 position  
polarized



- Individually shrouded contacts
- Locking clip option

**IPS1** - **1** NO. PINS PER ROW - **01** - **PLATING OPTION** - **D** - **TAIL OPTION** - **OTHER OPTION** - **POL OPTION**

Mates with: IPT1

05, 10, 15, 20, 25  
(Call Samtec for other sizes)

-L  
= 10µ" (0,25µm)  
Gold on contact,  
Matte Tin on tail

Leave blank for  
Through-hole

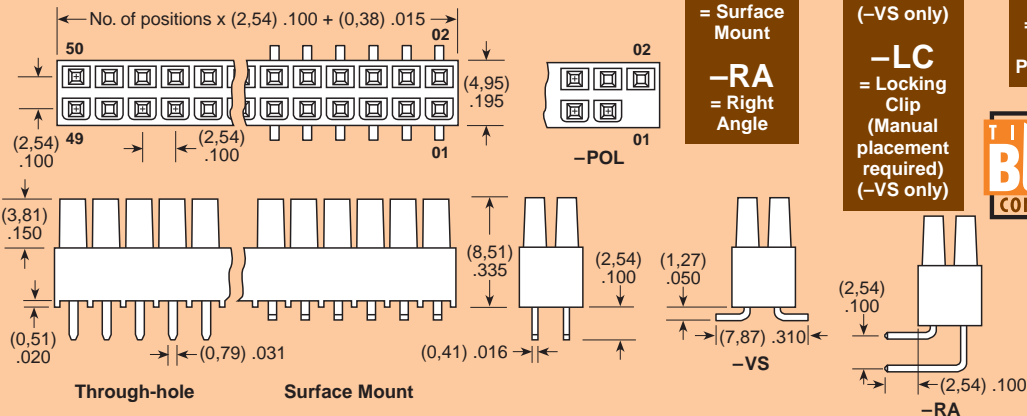
-VS  
= Surface Mount  
-RA  
= Right Angle

-K  
= (5,50mm)  
.217" DIA  
Polyimide film  
Pick & Place Pad  
(-VS only)

-LC  
= Locking Clip  
(Manual  
placement  
required)  
(-VS only)

-POL  
= No. 1  
position  
polarized

-TR  
= Tape &  
Reel  
Packaging



Due to technical progress, all designs, specifications and components are subject to change without notice.

WWW.SAMTEC.COM

SAMTEC USA • Tel: 1-800-SAMTEC-9 or 812-944-6733 SAMTEC SILICON VALLEY • Tel: 408-395-5900 SAMTEC SOUTHERN CALIFORNIA • Tel: 1-800-726-8329  
 SAMTEC AMERICA LATINA COMERCIO EXTERIOR LTDA • Tel: (+55 31) 3786 3227 SAMTEC UNITED KINGDOM • Tel: 44 01236 739292 SAMTEC GERMANY • Tel: +49 (0) 89 / 89460-0  
 SAMTEC FRANCE • Tel: 33 01 60 95 06 60 SAMTEC ITALY • Tel: 39 039 8690337 SAMTEC NORDIC/BALTIC • Tel: +46-84477280 SAMTEC BENELUX • Tel: 44 01236 739292 SAMTEC ISRAEL • Tel: 972-3-7526600  
 SAMTEC INDIA • Tel: +91-80-3272 1612 SAMTEC ASIA PACIFIC • Tel: 65 6745-5955 SAMTEC JAPAN • Tel: 045-475-1385 SAMTEC CHINA • Tel: 86-21-61103766 SAMTEC TAIWAN • Tel: 886-2-2735-6109  
 Downloaded from Elcodis.com SAMTEC HONG KONG • Tel: 852-2600-9858 SAMTEC KOREA • Tel: 82-31-717-5685 SAMTEC ANZ • Tel: 613 9512 7747 SAMTEC SOUTH AFRICA • Tel: 27 11 452 8112