




(4,19mm) .165"
IPBT SERIES



ISOLATED TERMINAL POWER HEADER

SPECIFICATIONS

For complete specifications see www.samtec.com?IPBT

Insulator Material:
Black Liquid Crystal Polymer



Contact Material:
High Copper Alloy



Plating:

Sn over 50µ" (1,27µm) Ni
Operating Temp Range:
-55°C to +105°C

Voltage Rating:
500 VAC/707 VDC

RoHS Compliant:

Yes
Lead-Free Solderable:
Yes

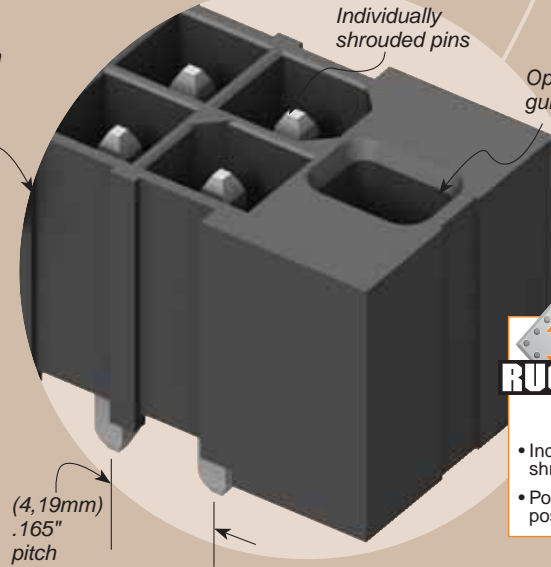
Mates with:
IPBS, IPBD, PMSD,
PMSS, SCR1

CURRENT RATING	
AMBIENT TEMP	IPBT/IPBS
20°C	8.2A
40°C	6.6A
60°C	6.0A
75°C	4.8A
6 POSITIONS (2x3) POWERED	

Latching mechanism for mating with IPBD Series

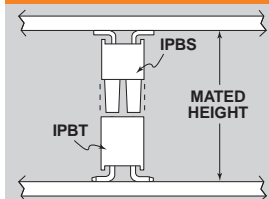
Individually shrouded pins

Optional polarized guide post holes



• Individually shrouded contacts
• Polarized guide post hole option

APPLICATION



IPBT/IPBS LEAD STYLE	MATED HEIGHT*
-H1/-01	(15,25) .600
-H2/-02	(16,84) .663
-H3/-01	(17,00) .670
-H4/-01	(19,00) .748
-H5/-01	(20,00) .787
-H6/-01	(25,00) .984

*Processing conditions will affect mated height.

IPBT - **1** NO. OF POSITIONS PER ROW - **LEAD STYLE** - **PLATING OPTION** - **ROW OPTION** - **OPTION**

02, 03, 04, 05, 08, 10, 15
(-D only)

02, 03, 04, 05
(-S only)
(Call Samtec for other sizes)

-H1
= Through-Hole

-H2
= Surface Mount

-HX
= Elevated Through-Hole
(Specify "XX" from chart -D only)

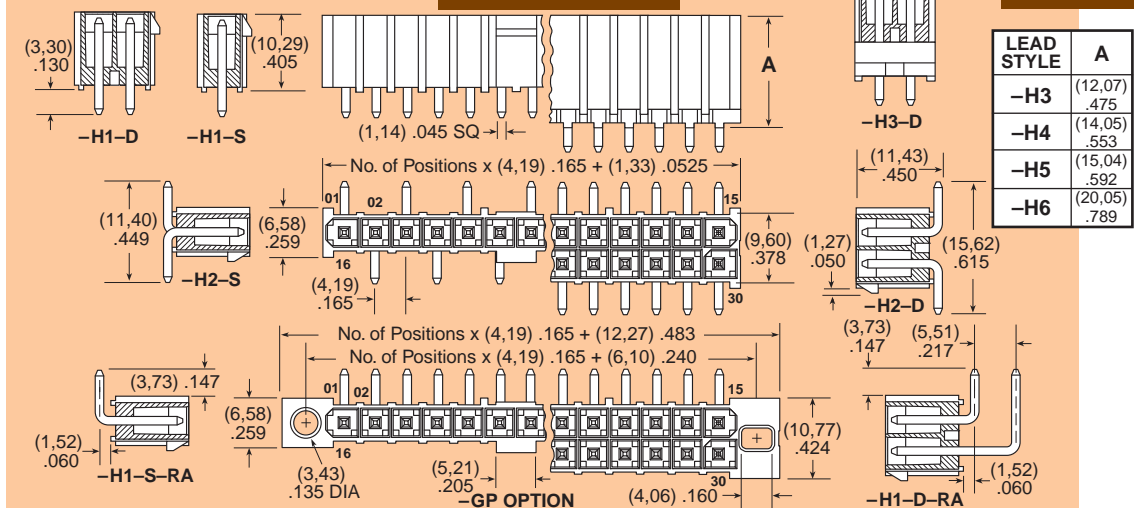
-T
= Matte Tin

-S
= Single Row

-D
= Double Row

-RA
= Right Angle (Lead Style -H1 only)

-GP
= Guide Post Holes (8 positions not available)



LEAD STYLE	A
-H3	(12,07) .475
-H4	(14,05) .553
-H5	(15,04) .592
-H6	(20,05) .789

Note: Some lengths, styles and options are non-standard, non-returnable.

Due to technical progress, all designs, specifications and components are subject to change without notice.

WWW.SAMTEC.COM