




(4,19mm) .165"  
IPBS SERIES



# ISOLATED CONTACT POWER HEADER

## SPECIFICATIONS

For complete specifications see [www.samtec.com?IPBS](http://www.samtec.com?IPBS)

**Insulator Material:**  
Black Liquid Crystal Polymer



**Contact Material:**  
Phosphor Bronze



**Plating:**  
Sn over 50µ" (1,27µm) Ni  
**Operating Temp Range:**  
-55°C to +105°C

**Insertion Depth:**  
(6,15mm) .242" to (7,24mm) .285"

**Wiping Distance:**  
(0,38mm) .015" min.

**Insertion Force:**  
14oz (3,89N) avg.

**Withdrawal Force:**  
10oz (2,78N) avg.

**Voltage Rating:**  
725 VAC/1025 VDC

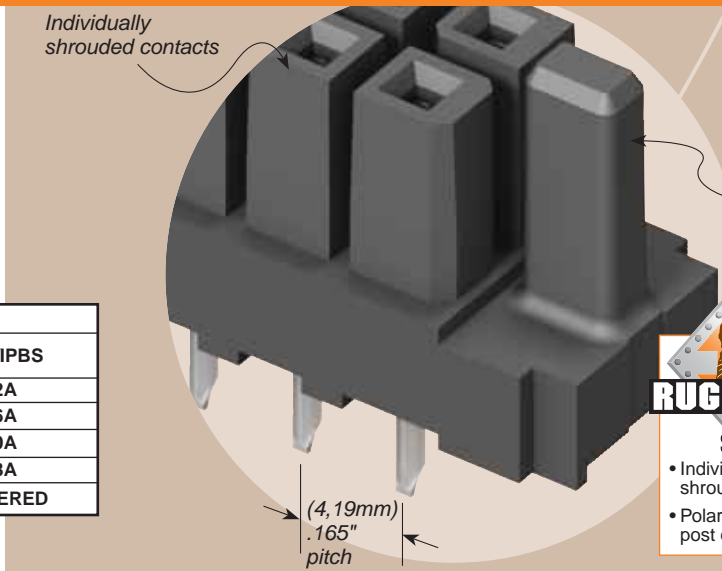
**RoHS Compliant:**  
Yes

**Lead-Free Solderable:**  
Yes

Mates with:  
IPBT

| CURRENT RATING            |           |
|---------------------------|-----------|
| AMBIENT TEMP              | IPBT/IPBS |
| 20°C                      | 8.2A      |
| 40°C                      | 6.6A      |
| 60°C                      | 6.0A      |
| 75°C                      | 4.8A      |
| 6 POSITIONS (2x3) POWERED |           |

Individually shrouded contacts

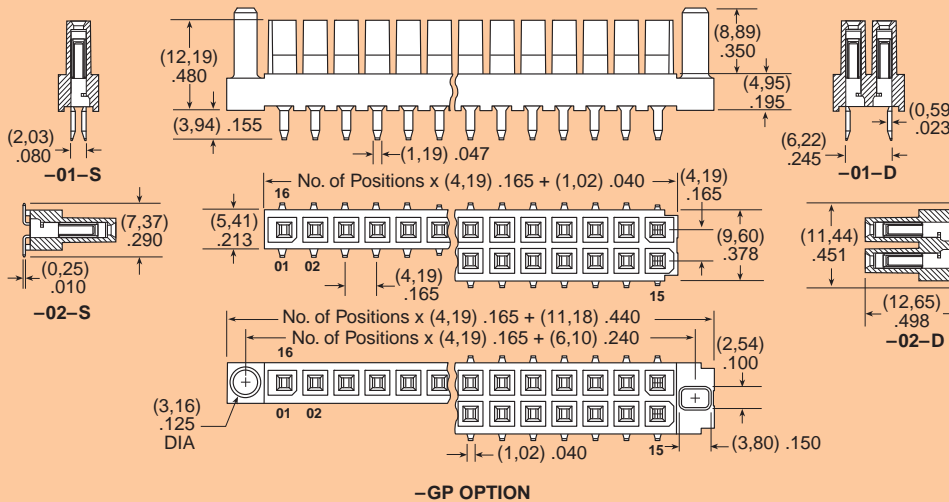


Optional polarized guide posts



- Individually shrouded contacts
- Polarized guide post option

| IPBS | 1 | NO. OF POSITIONS PER ROW                                     | LEAD STYLE   | PLATING OPTION    | ROW OPTION                               | OPTION              |
|------|---|--|--|-------------------|--|---------------------|
|      |   | 02, 03, 04, 05, 08, 10, 15<br>(-D only)                      | -01<br>= Standard Power<br>-02<br>= Standard Power Surface Mount | -T<br>= Matte Tin | -S<br>= Single Row<br>-D<br>= Double Row | -GP<br>= Guide Post |
|      |   | 02, 03, 04, 05<br>(-S only)<br>(Call Samtec for other sizes) |  |                   |  |                     |



**Note:** Some lengths, styles and options are non-standard, non-returnable.

Due to technical progress, all designs, specifications and components are subject to change without notice.

[WWW.SAMTEC.COM](http://WWW.SAMTEC.COM)