


# 3M™ Pak 100 Pin Strip Header

.100" and .100" × .100" Straight and Right Angle, Solder Tail

2300 Series



- One and two row versions
- Straight and right angle versions
- Tin lead or gold plating available
- Tapered tip does not cut the socket wipe during insertion, reducing operational failure and repairs
- Board retention feature available
- Two-row right angle mates with Pak 100 wiremount sockets anywhere on the board

Date Modified: February 10, 2004

TS-0766-11  
Sheet 1 of 3

---

## Physical

### Insulation

Material: Glass Filled Thermoplastic  
Flammability: UL 94V-0  
Color: Black

### Contact

Material: Copper Alloy

### Plating

Underplating: 50 μ" [ 1.27 μm ] Nickel - QQ-N-290, Class 2  
Wiping Area: Tin or Gold (MIL-G-45204), See product descriptor  
Solder Tails: 100 μ" [ 2.54 μm ] 90/10 Tin Lead —MIL-P-81728

---

## Electrical

**Current Rating:** 3 A  
**Insulation Resistance:**  $> 1 \times 10^9 \Omega$  at 500 Vdc  
**Withstanding Voltage:** 1000 Vrms at Sea Level

---

## Environmental

**Operating Temperature Rating:** 55°C to +105°C

UL File No.: E68080

**3M**  
**Interconnect Solutions**  
<http://www.3M.com/interconnects/>

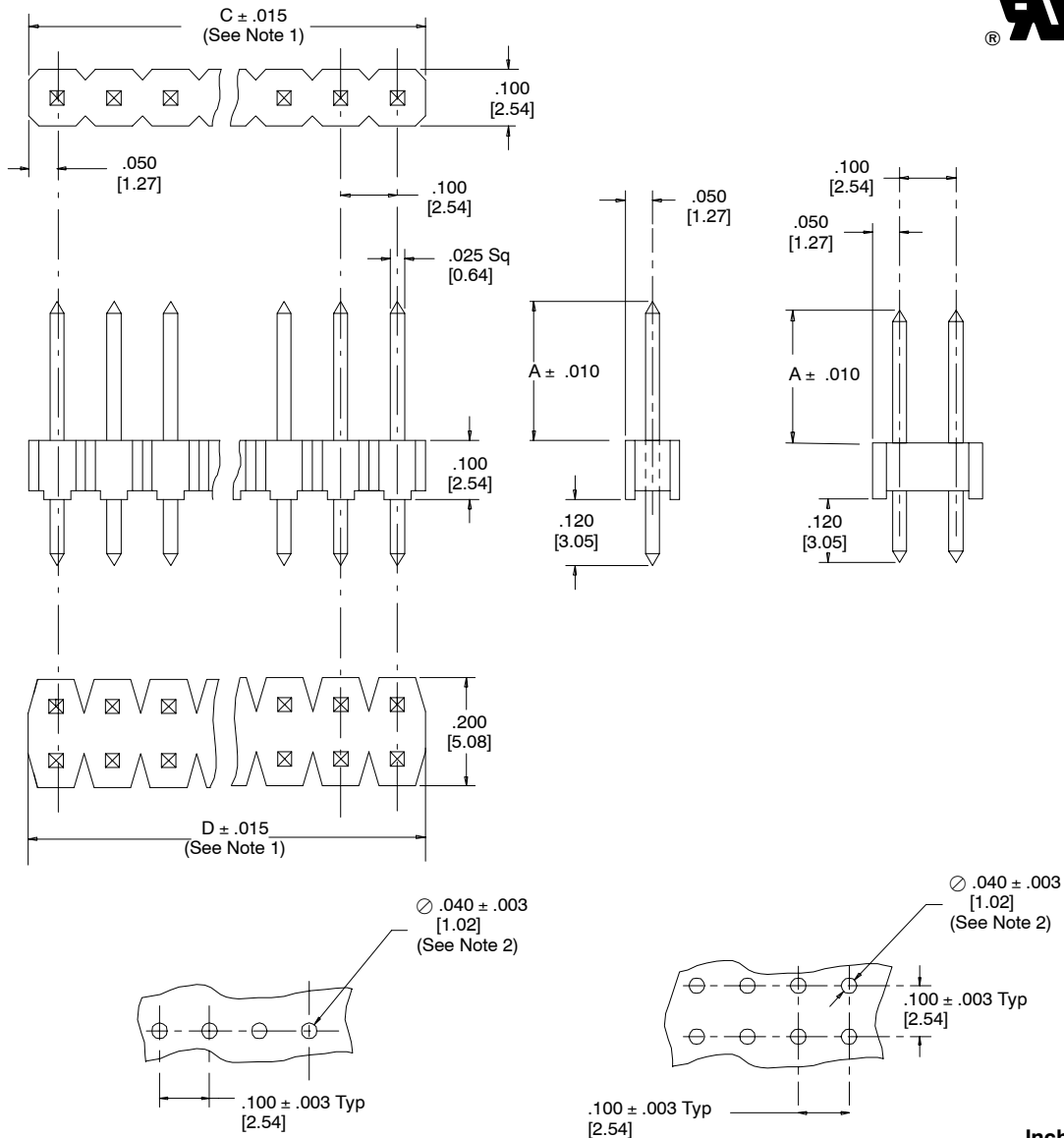
3M is a trademark of 3M Company.  
For technical, sales or ordering information call  
**800-225-5373**

# 3M™ Pak 100 Pin Strip Header

.100" and .100" x .100" Straight and Right Angle, Solder Tail

2300 Series

## Straight



### Recommended Mounting Hole Pattern

Inch  
[mm]

Tolerance Unless Noted			
	.0	.00	.000
Inch	$\pm .1$	$\pm .01$	$\pm .005$

#### Notes:

- "C" = .100" X pin quantity per row.
- The recommended PCB hole size for the kinked tail positions on the .120" solder tail connector is  $.040" \pm .002$ . The kinked tail positions are the first and last position in each row.

[ ] Dimensions for Reference only

## Ordering Information

**23XX-6XXX XX**

Pin Quantity  
One Row (02-40)  
Two Row (04-80)

Pin Length  
(Dim A)  
1 = .230"  
2 = .318"

Tail  
One Row  
11 = .120" Solder Tails  
51 = .120" Kinked Solder Tails

Two Row  
21 = .120" Solder Tails  
81 = .120" Kinked Solder Tails

Plating  
TB =  $30\mu$ " Gold  
TG =  $10\mu$ " Gold  
TP = Tin-lead

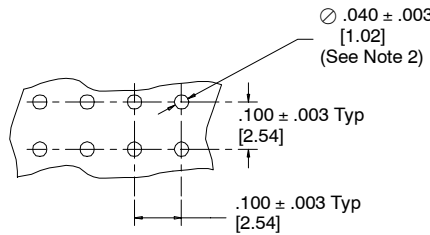
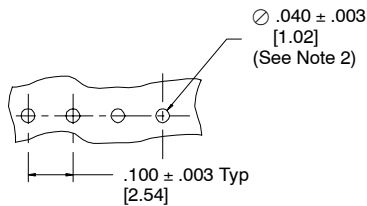
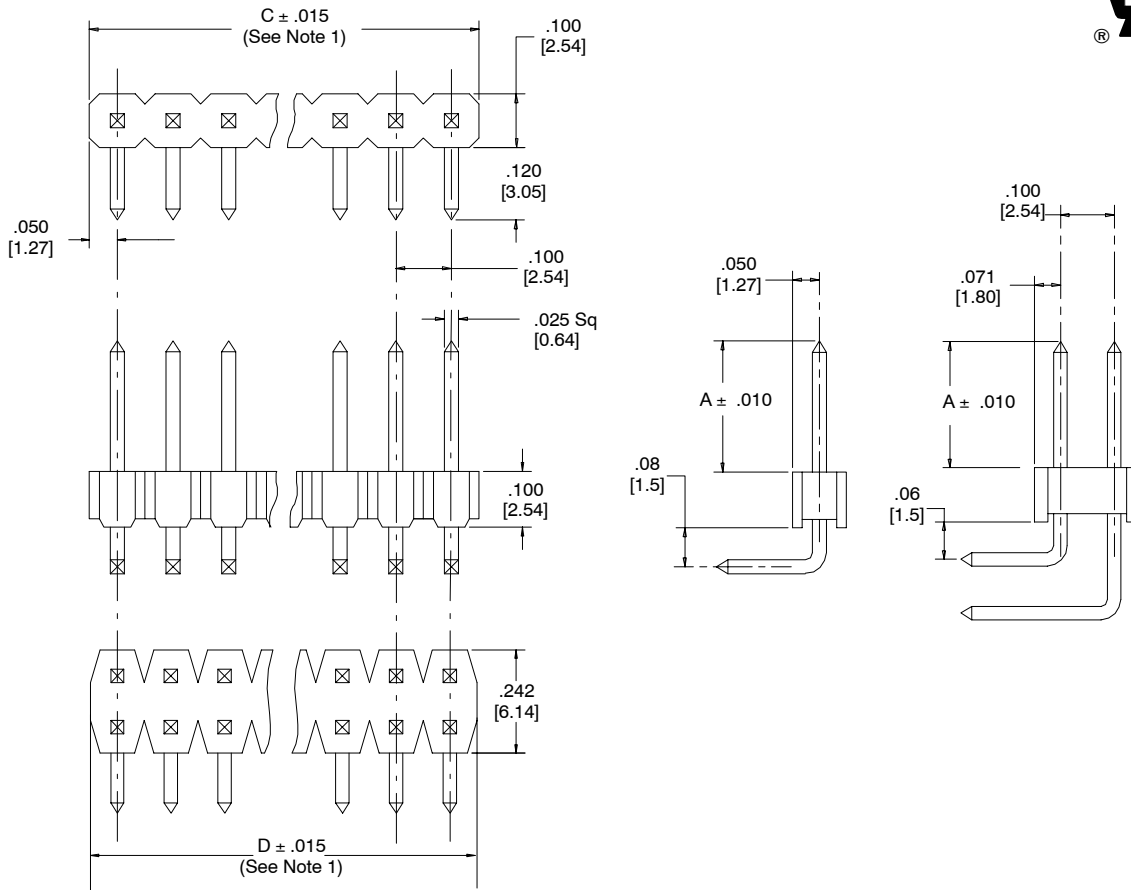
TS-0766-11  
Sheet 2 of 3

# 3M™ Pak 100 Pin Strip Header

.100" and .100" x .100" Straight and Right Angle, Solder Tail

2300 Series

## Right Angle



### Recommended Mounting Hole Pattern

#### Notes:

- "C" = .100" X pin quantity per row.
- The recommended PCB hole size for the kinked tail positions on the .120" solder tail connector is  $.040" \pm .002$ . The kinked tail positions are the first and last position in each row.
- Drawing not to scale. Part details may vary.

Inch  
[mm]

Tolerance Unless Noted			
	.0	.00	.000
Inch	± .1	± .01	± .005

[ ] Dimensions for Reference only

## Ordering Information

23XX-5XXX XX

Pin Quantity  
One Row (02-40)  
Two Row (04-80)

Pin Length  
(Dim A)  
1 = .230"  
2 = .318"

Tail  
One Row  
11 = .120" Solder Tails  
51 = .120" Kinked Solder Tails

Two Row  
21 = .110" Solder Tails  
81 = .110" Kinked Solder Tails

Plating  
TB = 30μ" Gold  
TG = 10μ" Gold  
TP = Tin-lead

TS-0766-11  
Sheet 3 of 3

## Important Notice

All statements, technical information, and recommendations related to 3M's products are based on information believed to be reliable, but the accuracy or completeness is not guaranteed. Before using this product, you must evaluate it and determine if it is suitable for your intended application. You assume all risks and liability associated with such use. Any statements related to the product which are not contained in 3M's current publications, or any contrary statements contained on your purchase order shall have no force or effect unless expressly agreed upon, in writing, by an authorized officer of 3M.



### Electronic Solutions Division

6801 River Place Blvd.  
Austin, TX 78726-9000  
[www.3M.com/esd](http://www.3M.com/esd)

## Warranty; Limited Remedy; Limited Liability.

This product will be free from defects in material and manufacture for a period of 90 days from the date of purchase. **3M MAKES NO OTHER WARRANTIES INCLUDING, BUT NOT LIMITED TO, ANY IMPLIED WARRANTY OF MERCHANTABILITY OR FITNESS FOR A PARTICULAR PURPOSE.** If this product is defective within the warranty period stated above, your exclusive remedy shall be, at 3M's option, to replace or repair the 3M product or refund the purchase price of the 3M product. **Except where prohibited by law, 3M will not be liable for any loss or damage arising from this 3M product, whether direct, indirect, special, incidental or consequential regardless of the legal theory asserted.**

© 3M 2004