

Splash Proof/Sealed Universal MATE-N-LOK Connectors (Continued)

Contacts Used With Splash Proof Seals

Solid pin diameter 2.13 [.084]

Split pin diameter 2.18 [.086]

Stock thickness .305 [.012] unless otherwise specified

These contacts can be used in either Universal MATE-N-LOK Plug or Cap housings only

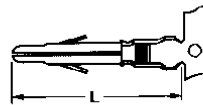
Related Product Data:

Product Specification

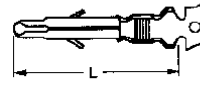
108-1031 Universal MATE-N-LOK Connectors

Application Specification

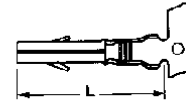
114-1010 Universal MATE-N-LOK Contacts



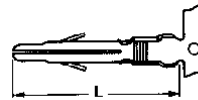
Solid Pin



Split Pin



Solid Socket



Grounding Pin

2.54 [.100] longer than standard pin
(Mate first, break last, not for interrupting current)

Wire Size Range AWG/mm ²	Ins. Dia. Range	L Dim.		Material & Finish	Style	Contact Part Numbers				HDM Applicator Part No.	Hand Tool Part No.
		Pin	Socket			Pin		Socket			
						Strip Form	Loose Form	Strip Form	Loose Form		
.2-8 24-18	1.52-2.54 .060-.100	20.06 .790	19.30 .760	Brass, Pre-tin	Solid	350561-1	350690-1	350851-1 350570-14	350689-14	466320-1 ³ 466320-2 ³ 466320-4 ³	90300-2
				Brass, Gold ¹		350561-2	350690-2	350851-2 350570-24	64034/-2 350689-24		
				Brass, Select Gold ²		350561-7	350690-7	350851-7 350570-74	350689-74		
				Phos. Brz., Pre-tin		350561-3	350690-3	350570-34	350689-34		
				Phos. Brz., Select Gold ²		—	—	350570-64	—		
.2-8 24-18	1.52-2.54 .060-.100	20.06 .790	—	Brass, Pre-tin	Split	350699-1	350706-1	—	—	466320-1 ³ 466320-2 ³ 466320-4 ³	90300-2
				Brass, Gold ¹		350699-2	350706-2	—	—		
				Brass, Select Gold ²		350699-7	350706-7	—	—		
.2-8 24-18	1.52-3.30 .060-.130	22.60 .890	—	Brass, Pre-tin	Ground	770210-1	—	—	—	567216-2 ³ 567216-3 ³	—
				Brass, Pre-tin		350218-1	350547-1	350536-1	350550-1		
.5-2.0 20-14	1.52-3.30 .060-.130	20.06 .790	19.30 .760	Brass, Gold ¹	Solid	350218-2	350547-2	350536-2	350550-2	687763-1 ³ 687763-2 ³ 687763-6 ³	90296-2
				Brass, Select Gold ²		350218-7	350547-7	350536-7	350550-7		
				Phos. Brz., Pre-tin		350218-3	350547-3	350536-3	350550-3		
				Phos. Brz., Select Gold ²		350218-6	350547-6	350536-6	350550-6		
				Brass, Pre-tin		350687-1	350705-1	—	—		
				Brass, Gold ¹		350687-2	350705-2	—	—		
				Brass, Select Gold ²		350687-7	350705-7	—	—		
				Brass, Pre-tin		350684-1	350669-1	—	—		

¹Gold Finish—Plated with 0.000762 [.000030] min. gold in mating area and inside wire barrel over 0.00127 [.000050] min. nickel underplate on entire contact.

²Select Gold Finish—Plated with 0.000762 [.000030] min. gold in mating area and inside wire barrel over 0.00127 [.000050] min. nickel underplate on entire contact.

³HDM Applicator part number ending in -1, is used on AMPOMATOR CLS Machine with T or G Terminators, -2 is used on AMP-O-LECTRIC Model K Machine,

-4 & -6 are used on AMP-O-LECTRIC Model G Machine. See pages 72-73 for further information.

⁴Socket Contact—0.254 [.010] stock thickness

Notes:

1. AMP recommends split pins be used in housings having 6, 8, 12 and 15 circuits to reduce mating force.

2. Phosphor bronze material contacts are available for use in high temperature/humidity cycling applications, consult AMP.

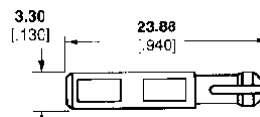
UMNL II Keying Plug/ Splash Proof Sealing Plug

Related Product Data:

Housings—page 55

Instruction Sheets

408-3392



Part Number 770377-1
UL 94V-0 Nylon material



Seal Latch Tool
Part No. 794381-1
IS 408-3392



Contact Extraction Tool
Part No. 318851-1
IS 408-4370



Contact Insertion Tool (For inserting contacts applied to small diameter wire)
Part No. 91002-1
IS 408-7347