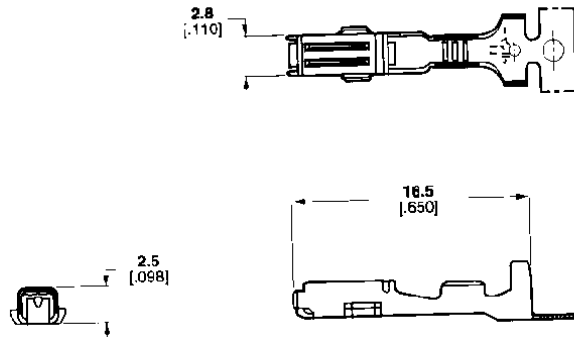


Contacts

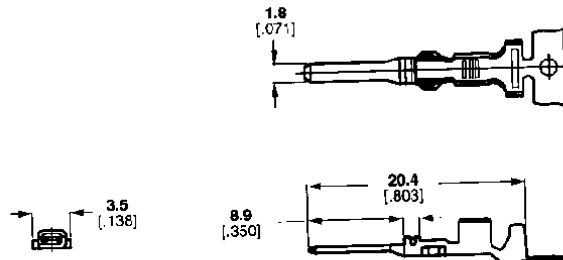
**Receptacles
(for use with Plug Assemblies)**



Wire Range		Wire Ins. Dia.*	Material and Finish	Part Number	Tooling	
AWG	mm ²				Applicator	Hand Tool
20-14	0.50-2.0	1.2-2.7	Phos. Bro./Select Gold Phos. Bro./Pre-tin	184030-1 184030-3	Contact Tooling Assistance Center for Hand Tool and Applicator/Power Source Combinations	
22-18	0.30-1.00	1.2-2.1	Phos. Bro./Select Gold Phos. Bro./Pre-tin	184095-1 184095-2		

*For other size wire availability, contact Product Engineering.

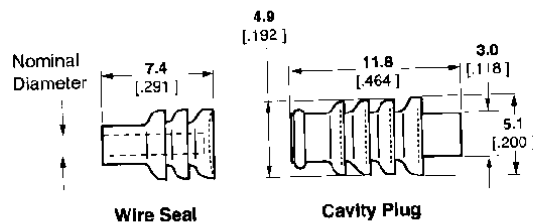
**Tabs
(for use with Cap Housings)**



Wire Range		Wire Ins. Dia.	Material and Finish	Part Number	Tooling	
AWG	mm ²				Applicator	Hand Tool
20-16	0.50-1.25	2.0-2.6	Brass/Pre-tin Brass/Select Gold	171661-1 171661-5	Contact Tooling Assistance Center for Hand Tool and Applicator/Power Source Combinations	
24-20	0.22-0.50	1.4-2.4	Brass/Pre-tin Brass/Select Gold	171631-1 171631-2		

**Wire Seal
(Crimp with Contact)**

**Cavity Plug
(for Unloaded Cavity)**



Description	Wire Insulation Diameter	Material (color)	Part Number	Nominal Diameter
Wire Seal	1.2-1.7	Silicone (blue)	184139-1	0.9
	1.6-2.1	Silicone (orange)	184140-1	1.3
	2.2-2.7	Silicone (purple)	184141-1	1.9
Cavity Plug	—	NBR (black)	172748-1	—
	—	NBR (grey)	172748-2	—