

# Wire to Board Connectors

## CT (Common Termination) Connector System

### Post Header Assemblies (For MT and Crimp Type)

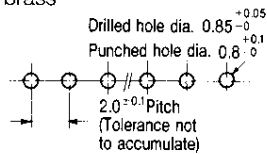
#### DIP Standard Type

#### Post Header Assemblies (PC Board Application Side)

#### Horizontal Mount Type

#### Material and Finish :

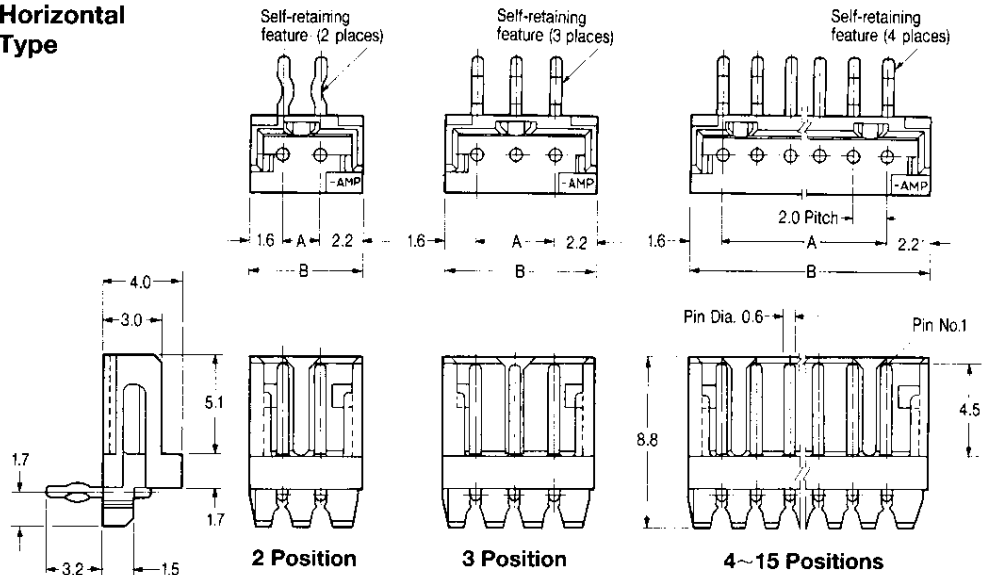
Housing—UL94V-0 rated,  
6/6 Nylon, natural color  
Post Contact—Tin plated  
brass



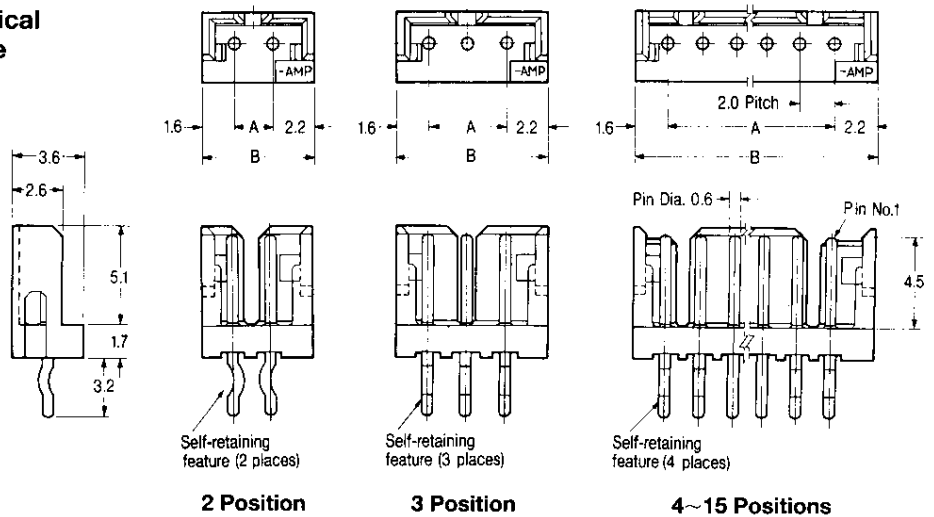
#### PC Board Layout

(Acceptable board thickness:  
0.8~1.6mm)

#### Horizontal Type



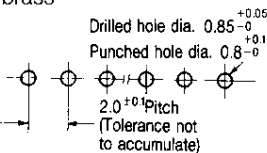
#### Vertical Type



#### Vertical Mount Type

#### Material and Finish :

Housing—UL94V-0 rated,  
6/6 Nylon, natural color  
Post Contact—Tin plated  
brass



#### PC Board Layout

(Acceptable board thickness:  
0.8~1.6mm)

No. of Pos.	Dimensions		Part Number of Post Header Assembly*	
	A	B	Horizontal Mount	Vertical Mount
2	2.0	5.8	292253-2	292161-2
3	4.0	7.8	292253-3	292161-3
4	6.0	9.8	292253-4	292161-4
5	8.0	11.8	292253-5	292161-5
6	10.0	13.8	292253-6	292161-6
7	12.0	15.8	292253-7	292161-7
8	14.0	17.8	292253-8	292161-8
9	16.0	19.8	292253-9	292161-9
10	18.0	21.8	1-292253-0	1-292161-0
11	20.0	23.8	1-292253-1	1-292161-1
12	22.0	25.8	1-292253-2	1-292161-2
13	24.0	27.8	1-292253-3	1-292161-3
14	26.0	29.8	1-292253-4	1-292161-4
15	28.0	31.8	1-292253-5	1-292161-5

\* The color of housing is natural. Other colors available include blue, yellow and black. For details contact our Sales Department.

