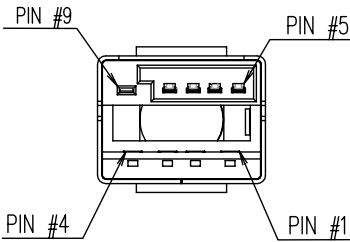
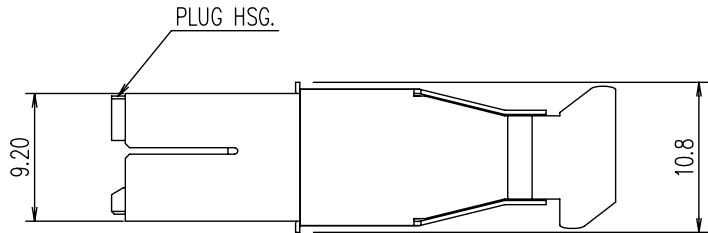
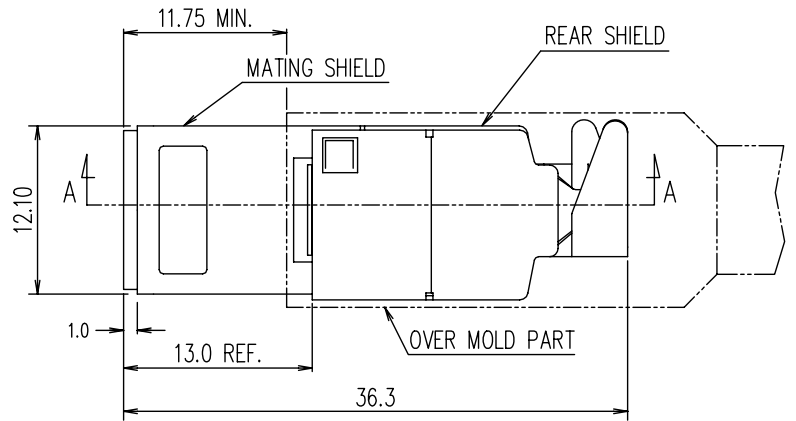


Tous droits strictement réservés. Reproduction ou communication à des tiers interdite sous quelque forme que ce soit sans autorisation écrite du propriétaire. Propriété de ©FCI ELECTRONICS. Droits de reproduction FCI ELECTRONICS INC.

All rights strictly reserved. Reproduction or issue to third parties in any form whatever is not permitted without written authority from the proprietor. Property of ©FCI ELECTRONICS. Copyright FCI ELECTRONICS INC.

PRODUCT NO.
57496

- NOTE: 1. PRINT IS FOR ASSEMBLY REFERENCE ONLY.
 2. P/N'S WITH SUFFIX "LF" ARE LEAD FREE P/N'S
 3. HOUSING COLOR OF CABLE ASSEMBLY KIT
 -P/N 57496-101/101LF: WHITE
 -P/N 57496-102/102LF: BLACK
 HOUSING: HIGH TEMP RESIN WITH UL 94V-0
 4. CONTACT
 MATERIAL : HIGH STRENGTH COPPER ALLOY
 FINISH: 30u" Au MIN. OVER 50u" NICKEL UNDERPLATE
 SHIELD:
 MATERIAL : HIGH STRENGTH COPPER ALLOY
 FINISH: 100u" MIN. T/L OVER 50u" NICKEL UNDERPLATE MIN.
 100u" MIN. PURE TIN OVER 50u" NICKEL UNDERPLATE MIN.
 FOR LEAD FREE P/N'S
 5. APPLICABLE CABLE SIZE : $\phi 4.0$ TO $\phi 6.5$ mm
 6. PACKAGING : EACH PACK IN SPECIFIC PLASTIC BAG,
 PLUG: 300 PCS/BAG
 MATING SHIELD: 300 PCS/BAG
 REAR SHIELD: 300 PCS/BAG
 7. PACKING STANDARD GS-14-920 WILL BE APPLIED FOR LEAD FREE P/N'S
 8. FOR LEAD FREE P/N, THE PRODUCT MEET EUROPEAN UNION DIRECTIVES AND OTHER COUNTRY REGULATION AS DESCRIBED IN GS-22-008
 9. FOR LEAD FREE P/N, THE HOUSING WILL WITHSTAND EXPOSURE TO 260°C PEAK TEMPERATURE FOR 40 SECONDS IN A CONVECTION, INFRO-RED OR VAPOR PHASE REFLOW OVEN.
 10. INSULATION MYLAR MUST COVER WITH ALL TERMINALS AND SOLDERED POINTS ON BOTH TWO SIDES (ONE PIECE ON EACH SIDE) AFTER SOLDERING AND BEFORE ASSEMBLE SHIELDS. THE RECOMMENDED DIMENSION OF MYLAR IS 10.00+/-0.10mm WIDTH , 6.00+/-0.10mmmm LENGTH, 0.10+/-0.03mm THICKNESS, AND IT MUST BE OF HIGH TEMPERATURE RESISTANCE.



mat'l. code		tolerances unless otherwise specified		CUSTOMER COPY		FCI www.fciconnect.com	
NOTE 1 & 2				.X ± 0.30		title	
ltr	ecn no	dr	date	linear	.XX ± 0.20	USB+POWER	
A	T10382	WL	12/27/01		.XXX ± 0.10	product family USB	
B	T20235	WL	07/29/02	projection		size	code
C	N05-0024	PH	01/31/05	angles		dwg no	TWN
D	N08-0122	Bobby Si	06/16/08	dr	WENDY CHEN	10/16/01	1 of 2
				enrg	R Y LIU	10/16/01	
				chr	R Y LIU	10/16/01	
				appd	JENN TSAO	10/16/01	
sheet index	revision sheet						

form no. 7530-001-103

PDM: Rev:D

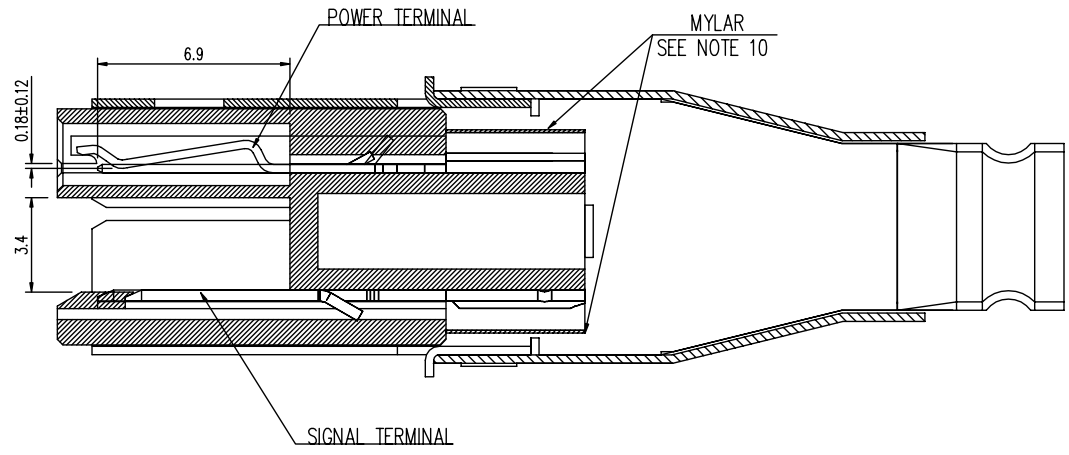
STATUS Released
 cage code 2526
 Date: Jul 28, 2010

Tous droits strictement réservés. Reproduction ou communication a des tiers interdite sous quelque forme que ce soit sans autorisation écrite du propriétaire. Propriété de © FCI ELECTRONICS. Droits de reproduction FCI ELECTRONICS INC.

All rights strictly reserved. Reproduction or issue to third parties in any form whatever is not permitted without written authority from the proprietor. Property of © FCI ELECTRONICS Copyright FCI ELECTRONICS INC.



PRODUCT NO.
57496



SECTION A-A

mat'l. code		NOTE 1 & 2		tolerances unless otherwise specified		CUSTOMER COPY		FCI www.fciconnect.com	
ltr	ecm no	dr	date	linear	.X ±0.30	projection	title		
D					.XX ±0.20		USB+POWER		
				angles	.XXX ±0.10				
		dr	WENDY CHEN	10/16/01			product family		code
		enr	R Y LIU	10/16/01			USB		TWN
		chr	R Y LIU	10/16/01			size		sheet
		appd	JENN TSAO	10/16/01			57496		2 of
sheet index	revision sheet					scale	2:1	A4	

form no. 7530-001-103

PDM: Rev:D STATUS Released cage code 2526 Date: Jul 28, 2010