

CHAMP PCB Connectors, Right Angle Connector Specifications

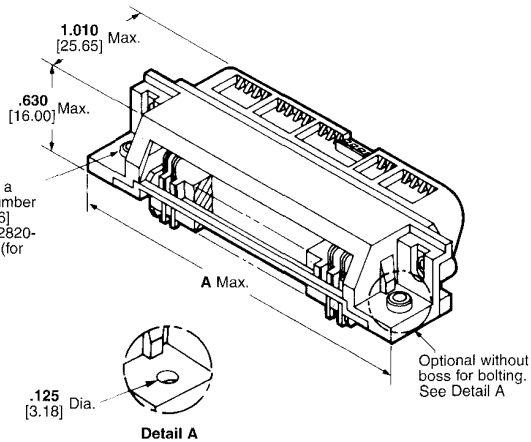
Material and Finish

Housing, Bracket, Plate and Comb

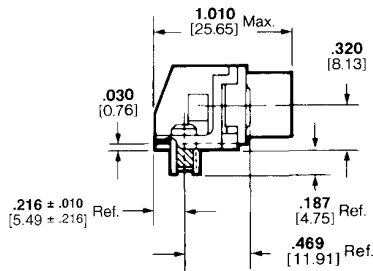
— Black thermoplastic, 94V-0 rated

Terminal — Selectively plated gold over nickel plated high strength copper alloy, tin plated tails

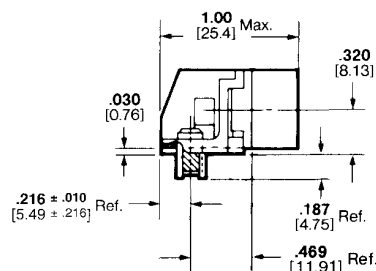
.102 [2.59] Dia. Ref. (for use with a No. 4 self-tapping screw) Part Number 552820-1 for .062-.093 [1.57-2.36] board thickness Part Number 552820-2 for .125 [3.18] board thickness (for thru-bolt mounting).



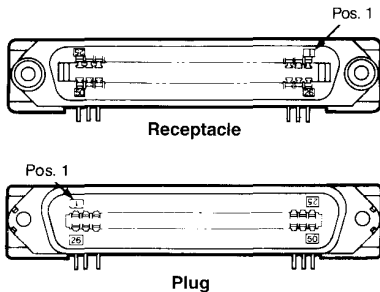
Receptacle-Side View



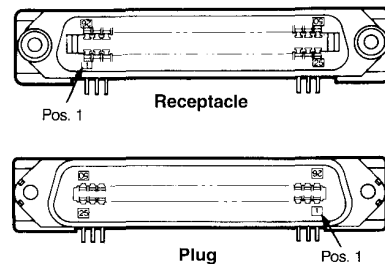
Plug-Side View



Standard Orientation



Reverse Orientation



Self-Tapping

No. of Pos.	Dim. A	Part Numbers			
		Standard Orientation		Reverse Orientation	
		Receptacle	Plug	Receptacle	Plug
14	1.750 44.45	552738-1	—	552738-2	—
24	2.175 55.25	552740-1 552791-11	552741-1	—	—
36	2.685 68.20	552742-1	552743-1	—	—
50	3.280 83.31	552725-1 ²	552726-1	552725-3	552726-3
64	3.875 98.43	552744-1	552745-1	552744-2	—

¹ For IEEE-488 applications.

² For Part Number 552725-1, net wt = 24.384 g.

Thru-Bolt Mounting (See Detail A)

No. of Pos.	Dim. A	Part Numbers	
		Standard Orientation Receptacle	Reverse Orientation Receptacle
24	2.175 55.25	—	552791-4 ¹
36	2.685 68.20	552742-3	—
50	3.280 83.31	552725-2	—
64	2.175 55.25	—	552741-1

¹ For IEEE-488 applications.