

# INTEGRATED CONNECTOR MODULES

## Gigabit belCombo™ with LEDs

BM02834

- Shielded RJ-45 connector with integrated Gigabit Ethernet magnetics and dual USB connectors
- Compatible with a variety of Gigabit Ethernet transceiver ICs and 10/100Base-TX transceiver ICs
- Operating temperature 0° to +70° C
- Storage temperature -40° to +85° C
- Complies with IEEE 802.3ab standards and all Gigabit Ethernet specifications
- Integrated design conserves valuable board space
- Minimum interwinding breakdown voltage of 1500 Vrms
- Adaptable, modular design provides higher reliability
- Pin compatible with 10/100 belCombo™ 0812-1X1T-03

### ELECTRICAL SPECIFICATIONS AT 25° C

Insertion Loss dB max		Return Loss dB min		Common to Differential Mode Rejection dB min	Common to Common Mode Rejection dB min	Crosstalk dB min	Hipot Vrms min
0.1MHz to 100MHz	100MHz to 125MHz	0.5MHz to 40MHz	40MHz to 100MHz	100KHz to 100MHz	100KHz to 100MHz		
-0.8	-1.2	-18	-12 + 20 log (f/80 MHz)	-35	-30	-33 + 20 log (f/100MHz)	1500

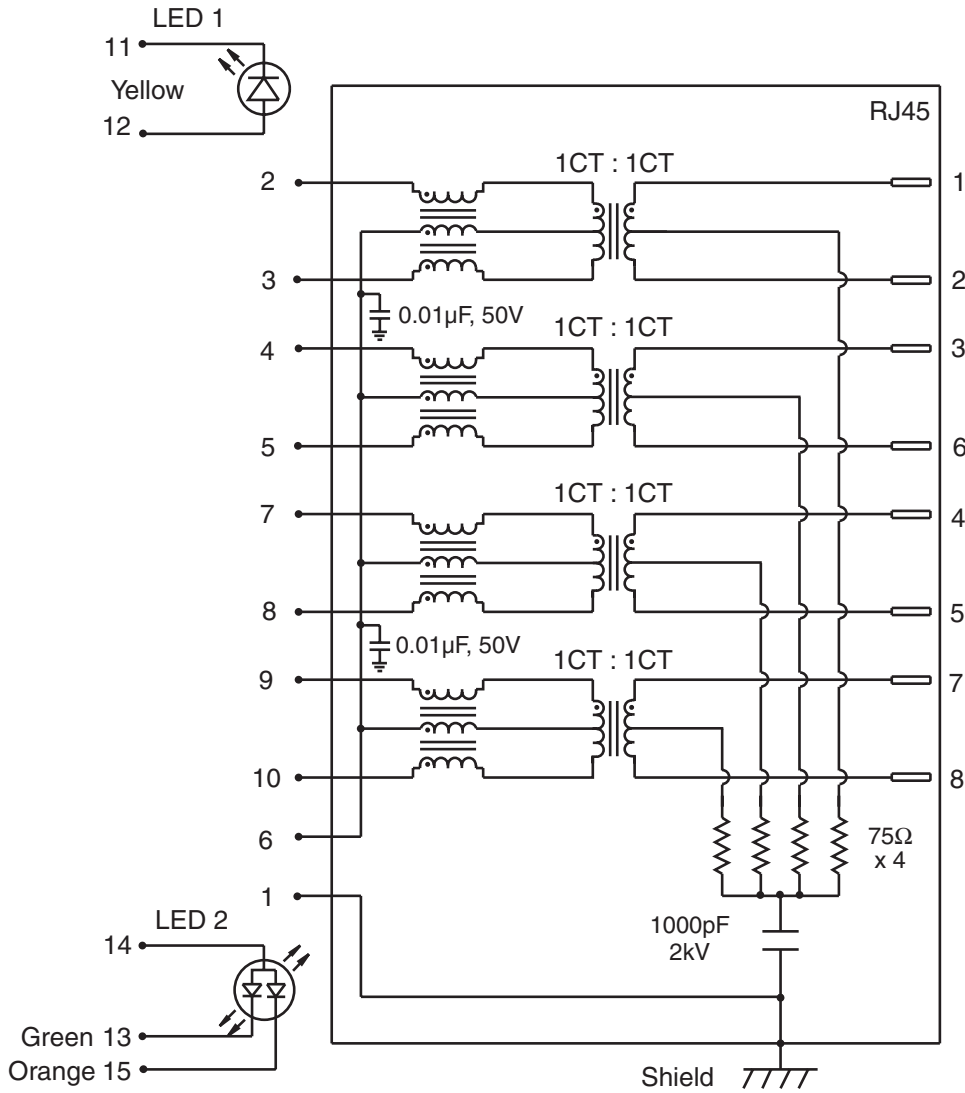
### LED COLORS AND POLARITY

Part Number	LED 1			LED 2				
	Color	Polarity		Color	Polarity			
		Pin 11	Pin 12		Pin 13	Pin 14	Pin 15	
0862-1J1T-43	Yellow	-	+	3-wire bi-color green/orange	Green	-	+	
					Orange		+	-

BM02834

### SCHEMATICS

0862-1J1T-43



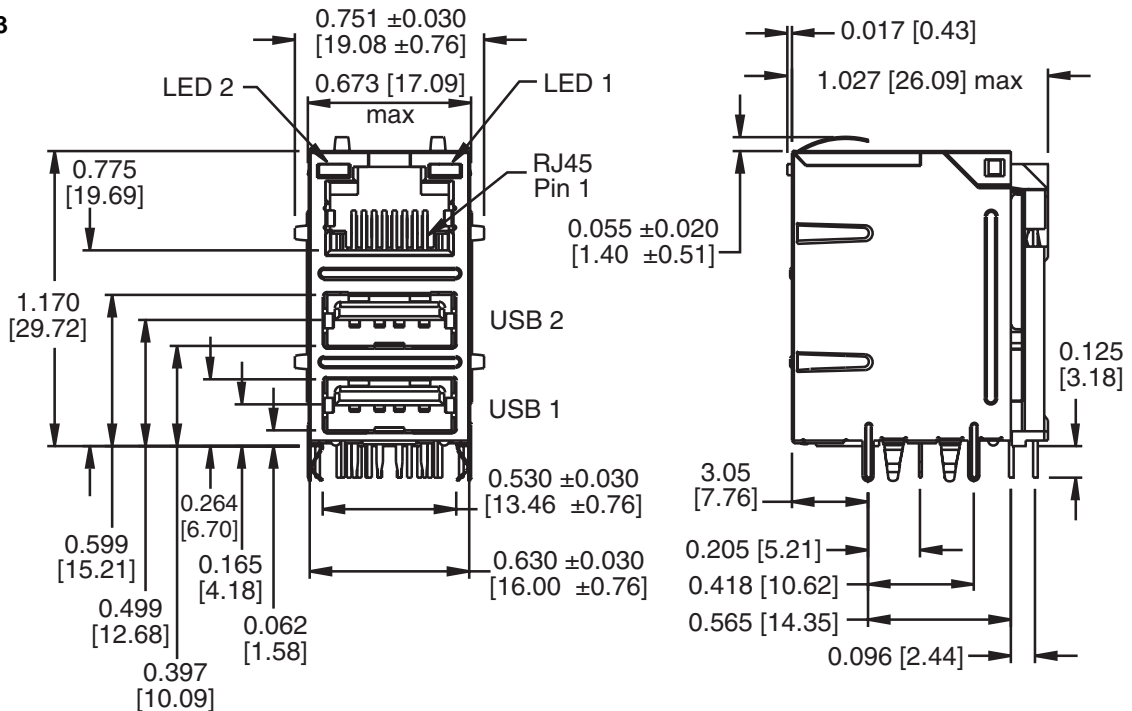
# INTEGRATED CONNECTOR MODULES

## Gigabit belCombo™ with LEDs

BM02834

### MECHANICAL

0862-1J1T-43



Dimensions are in inches [millimeters].  
 Standard dimension tolerance is ±0.010 [0.25] unless otherwise noted.

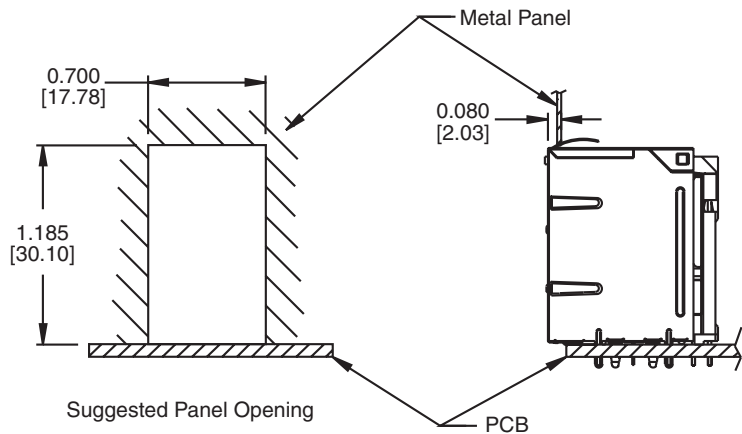
### Notes

Plastic Housing	Thermoplastic, flammability rating UL 94V-0
Contacts	50 micro-inch hard gold plating
Pins	Tin-coated copper wire, DIA 0.018" [0.46]
Solderability	Per MIL Std. 202, Method 208
Metal Shield	Tin lead plated copper alloy

USB	
Mating Force	35 newtons maximum
Unmating Force	10 newtons minimum
Contacts	Phosphor bronze gold plating on contact area and tin on solder tail

### Packing Quantity

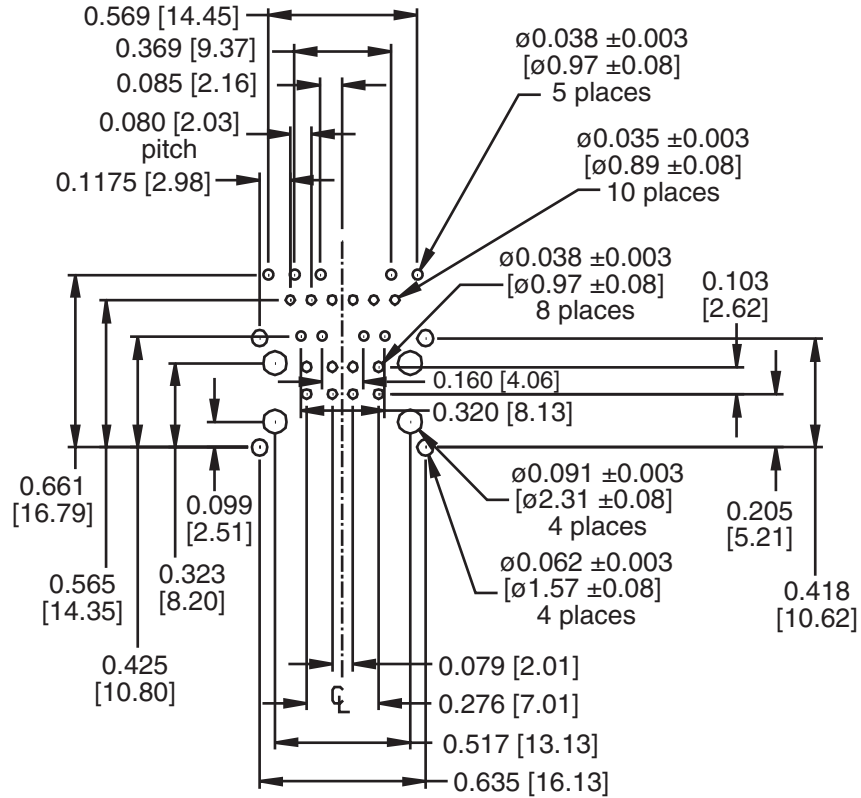
40 pieces finished goods per tray  
 10 trays per carton box for a total of  
 400 pieces of finished goods



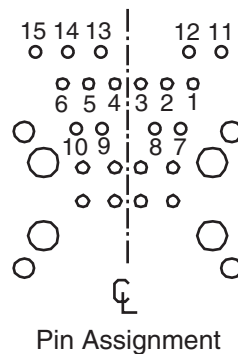
BM02834

#### PAD LAYOUT

0862-1J1T-43



Suggested PCB Pad Layout  
Component Side View



©2002 Bel Fuse Inc. Specifications subject to change without notice. 10.02

#### CORPORATE

**Bel Fuse Inc.**  
206 Van Vorst Street  
Jersey City, NJ 07302  
Tel 201-432-0463  
Fax 201-432-9542  
www.belfuse.com

#### FAR EAST

**Bel Fuse Ltd.**  
8F / 8 Luk Hop Street  
San Po Kong  
Kowloon, Hong Kong  
Tel 852-2328-5515  
Fax 852-2352-3706  
www.belfuse.com

#### EUROPE

**Bel Fuse Europe Ltd.**  
Preston Technology Management Centre  
Marsh Lane, Suite G7, Preston  
Lancashire, PR1 8UD, U.K.  
Tel 44-1772-556601  
Fax 44-1772-888366  
www.belfuse.com