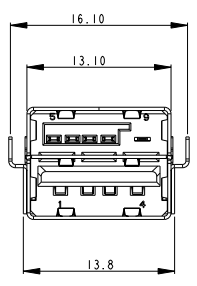


Tous droits strictement réservés. Reproduction ou communication à des tiers interdite sous quelque forme que ce soit sans l'autorisation écrite du propriétaire. Propriété de FCI. Droits de reproduction FCI.

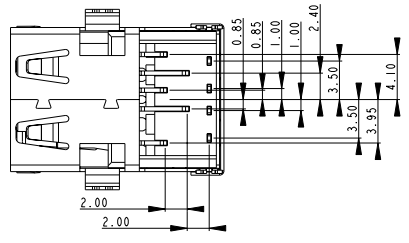
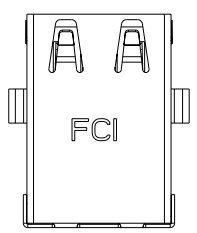
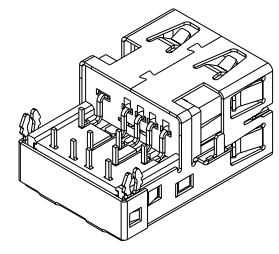
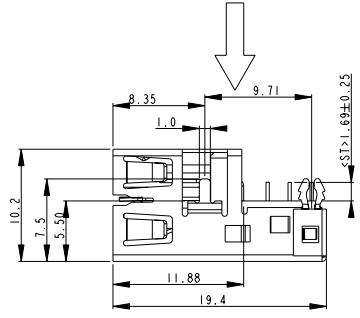


All rights strictly reserved. Reproduction or issue to third parties in any form whatever is not permitted without written permission of the owner. Property of FCI. Copyright FCI.

PRODUCT P/N  
10063583-XXXXLF



A VIEW FROM THIS DIRECTION



A VIEW

TOLERANCE UNLESS OTHERWISE SPECIFIED	
LINEAR	X.X ± 0.3
	X.XX ± 0.25
ANGLE	± 2°

www.fciconnect.com		tolerance	projection	size	Scale
Dr AILEI ZHANG 11/23/05 Product family				A4	2.000
Eng AILEI ZHANG 11/23/05 Spec ref					
Chr AILEI ZHANG 11/23/05 Material		SEE NOTES	ECN		
Appr JASON ZHOU 11/24/05					
title			10063583	Rev.	
BELOW MOUNT POWER USB ASSEMBLY				B	
catalog no			CUSTOMER	1 of 2	

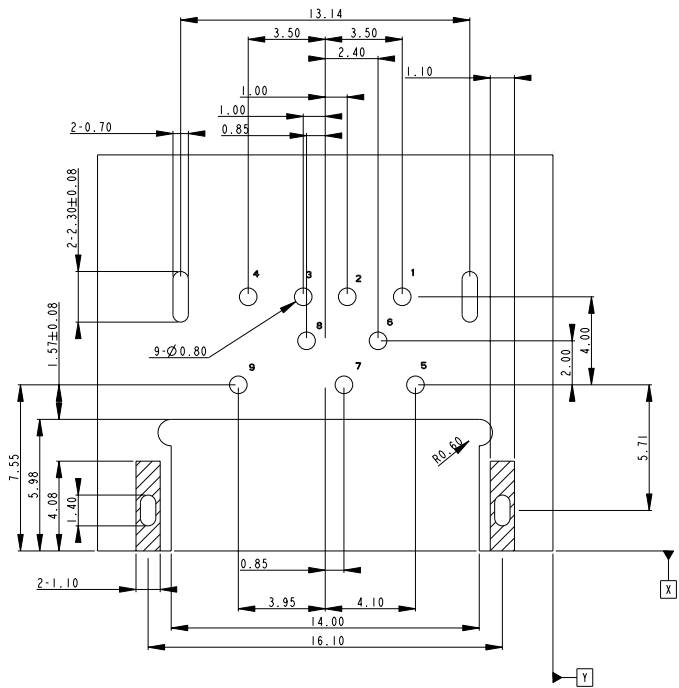
rev	ecn no	dr	date
A	N06-0008	ZK	01/09/06
B	N06-0053	ONG	01/18/06

PDM: Rev:B STATUS: Released 4 Printed: Jul 28, 2010



All rights strictly reserved. Reproduction or issue to third parties in any form whatever is not permitted without written consent of FCI. Property of FCI. Copyright FCI.

Tous droits strictement réservés. Reproduction ou communication à des tiers interdite sous quelque forme que ce soit sans la permission écrite de la propriété de FCI. Droits de reproduction FCI.



RECOMMENDED PCB DIMENSIONS  
PCB TOLERANCE ±0.05

SEE NOTE 4.

NOTE:  
1. MATERIAL:  
HOUSING: HIGH TEMP PLASTIC UL 94V-0.  
SHIELD: HIGH STRENGTH COPPER ALLOY.  
PLATING: NICKEL.  
TERMINAL: HIGH STRENGTH COPPER ALLOY.  
PLATING: NICKEL UNDERPLATING.  
CONTACT AREA: 30u" AU MIN.  
TAIL AREA: PURE TIN.  
2. USB SECTION CONFORMS TO USB 2.0 SPECIFICATION.  
3. RECOMMEND PC BOARD THICKNESS SEE P/N SCHEME.  
4. DATUM AND BASIC DIMENSIONS ESTABLISHED BY CUSTOMER.  
5. RECOMMENDED PCB THICKNESS: 1.0MM.  
6. DENOTE <ST> HAS CPK REQUIREMENT.

PRODUCT P/N DEFINITION:

BASE PRODUCT NUMBER	10063583	-	X	X	X	X	LF
HOUSING COLOR	0 - BLACK	1 - WHITE					
SHELL PLATING OPTION	1 - NICKEL PLATING ONLY						
SHELL OPTIONS	0 - WITH FULL BACK SHIELD						
TERMINAL PLATING OPTION	0 - 50u" Ni UNDERPLATE	30u" AU ON CONTACT AREA	100u" MATTE TIN ON SOLDER TAIL AREA				
PACKAGING OPTIONS	B - TUBE	R - TAPE & REEL					
LEAD FREE MARK							

title	BELOW MOUNT POWER USB	dwg no	10063583	Rev.	B
catalog no	ASSEMBLY	CUSTOMER	sheet 2 of 2		

PDM: Rev: B STATUS: Released 4 Printed: Jul 28, 2010