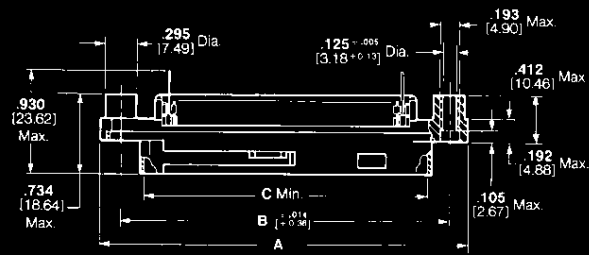


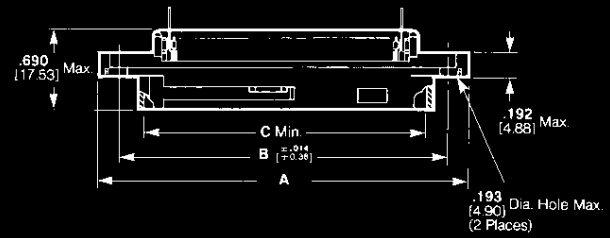
Vertical and Edge Mount Connector Specifications

Plug

Vertical Mount Style PV—Plug, Screw Lock

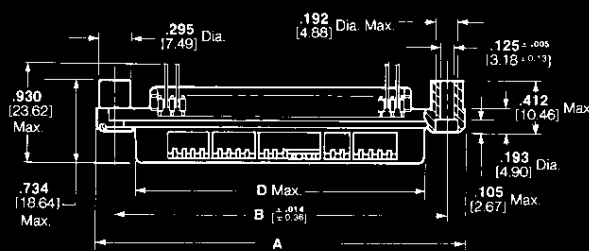


Edge Mount Style PE—Plug, Screw Lock

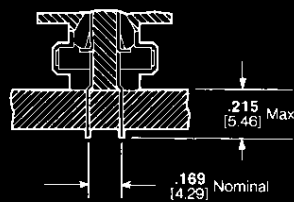
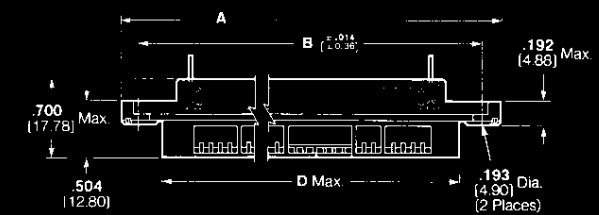


Receptacle

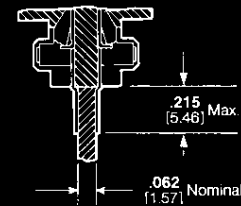
Style RV—Receptacle, Screw or Bail Lock



Style RE—Receptacle, Screw or Bail Lock



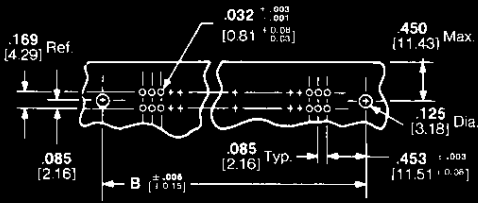
End View
Vertical Mount



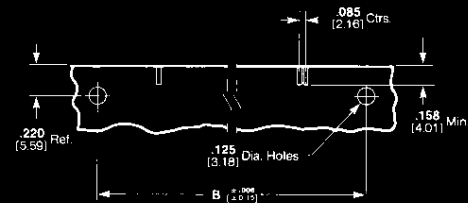
End View
Edge Mount

Pc Board Thickness Range: .062-.125 [1.57-3.18]

Pc Board Thickness .062 [1.57]



Recommended Pc Board
Mounting Dimensions



Recommended Pc Board
Mounting Dimensions

No. of Positions	Dimensions				Part Numbers			
	A	B	C	D	Plug		Receptacle	
					Style PV Vertical Mount	Style PE Edge Mount	Style RV Vertical Mount	Style RE Edge Mount
14	1.750 44.45	1.416 35.97	1.001 25.43	1.000 25.40	552209-1	—	552212-1	—
24	2.175 55.25	1.842 46.79	1.426 36.22	1.425 36.20	552221-1	—	552224-1	552230-1
36	2.685 68.20	2.352 59.74	1.936 49.17	1.935 49.15	552232-1	—	552235-1	552241-1
50	3.280 83.31	2.946 74.83	2.531 64.29	2.530 64.26	552116-1	552126-1	552118-1	552130-1
64	3.875 98.43	3.542 89.97	3.126 79.40	3.125 79.38	552243-1	—	552246-1	—

¹ .189 [4.80] Diameter Mounting Hole, for IEEE Application.

Notes: 1. Printed circuit board material—glass-filled polyester 94V-0 rated.

2. Order all hardware required separately.