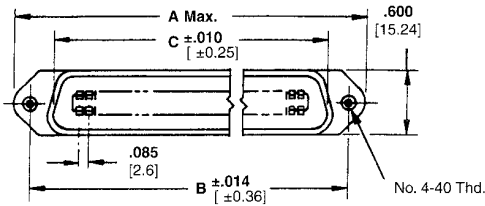
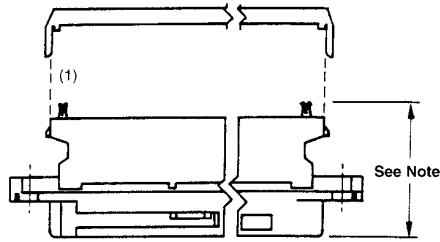


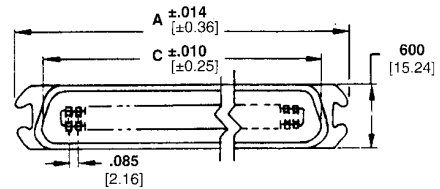
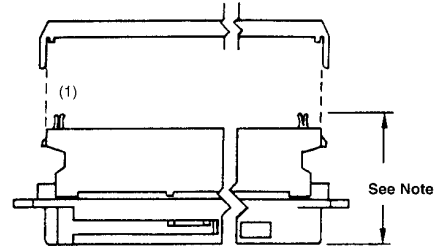
**CHAMP Latch Low Profile Connectors 64-Position**

**CHAMP Latch Connectors  
64-Position**

Style PS



Style PB



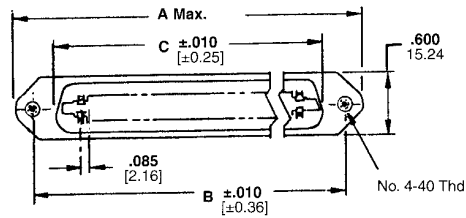
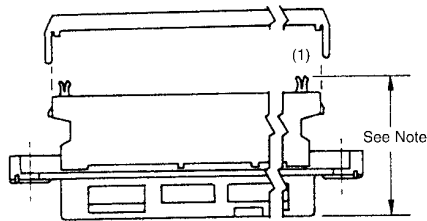
Connector Code:

- PS = Plug, Screw Lock
- PB = Plug, Bail Lock
- RS = Receptacle, Screw or Bail Lock
- RP = Receptacle, Panel Mount,  
Screw or Bail Lock

**Note:** 1.130 [28.7]  
without strain relief cover  
1.168 [29.67]  
with strain relief cover

Style	Dimension			Part Number
	A	B	C	
PS	3.875 98.43	3.542 89.97	3.135 79.63	552837-1
PB	3.651 92.74	—	3.135 79.63	552933-1
RS	3.875 98.43	3.542 89.97	3.115 79.12	552838-1
RP	3.875 98.43	3.542 89.97	3.115 79.12	552843-1

Style RS



Style RP

