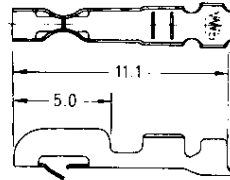


# Wire to Board Connectors Economy Interconnection (EI) Series Connectors

## Standard Type Receptacle Contacts

### Material and Finish :

Pre-Tin Brass, Pre-Tin Phos.  
Brz. or Gold over Nickel plated  
Phosphor Bronze



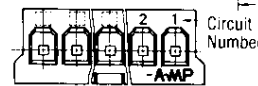
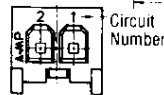
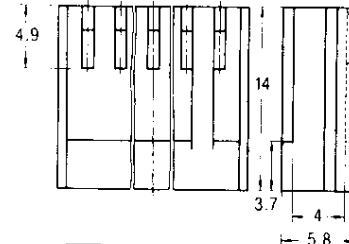
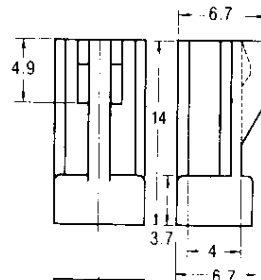
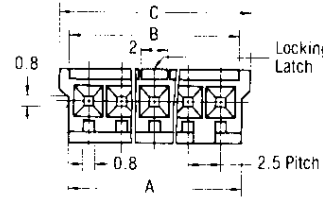
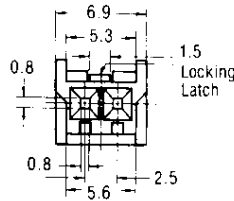
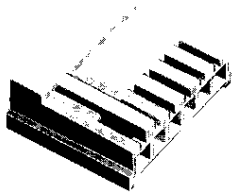
Wire Size AWG (mm <sup>2</sup> )	Wire Ins. Dia.	Contact Part Number						Hand Tool Part No.
		Brass/Pre-Tin		Phos.Brz./Pre-Tin		Phos.Brz./ Gold over Nickel*		
		S.T.	L.P.	S.T.	L.P.	S.T.	L.P.	
30-26 (0.05-0.15)	1.0-1.4	170263-1	170205-1	170263-2	170205-2	170263-3	170205-3	91562-1
26-20 (0.14-0.52)	1.1-1.9	170262-1	170204-1	170262-2	170204-2	170262-4	170204-4	91556-1

\*Phosphor Bronze, 0.38µm Gold on contact area with Nickel under-plated  
Hand Tool Instruction Sheet : 408-8547

## Standard Type Receptacle Housings For Standard Circuit

### Material :

UL94V-0 rated, 66Nylon  
See chart for color.



2 Position Housing

3 ~ 12 Position Housing

No. of Pos.	Dimensions			Part No. of Receptacle Housing				
	A	B	C	Natural	Black	Blue	Green	Red
2	5.6	5.3	6.9	171822-2	2-171822-2	4-171822-2	6-171822-2	8-171822-2
3	8.1	7.8	9.4	171822-3	2-171822-3	4-171822-3	6-171822-3	8-171822-3
4	10.6	10.3	11.9	171822-4	2-171822-4	4-171822-4	6-171822-4	8-171822-4
5	13.1	12.8	14.4	171822-5	2-171822-5	4-171822-5	6-171822-5	8-171822-5
6	15.6	15.3	16.9	171822-6	2-171822-6	4-171822-6	6-171822-6	8-171822-6
7	18.1	17.8	19.4	171822-7	2-171822-7	4-171822-7	6-171822-7	8-171822-7
8	20.6	20.3	21.9	171822-8	2-171822-8	4-171822-8	6-171822-8	8-171822-8
9	23.1	22.8	24.4	171822-9	2-171822-9	4-171822-9	6-171822-9	8-171822-9
10	25.6	25.3	26.9	1-171822-0	3-171822-0	5-171822-0	7-171822-0	9-171822-0
12	30.6	30.3	31.9	1-171822-2	3-171822-2	5-171822-2	7-171822-2	9-171822-2