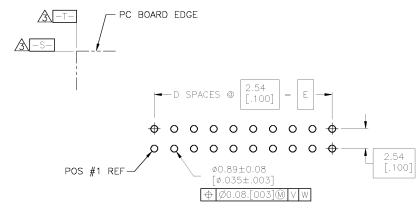
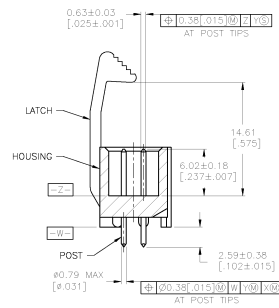
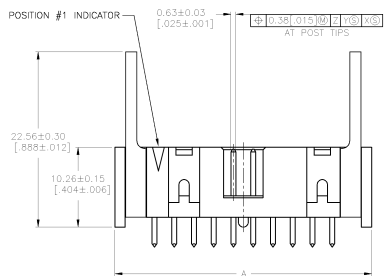
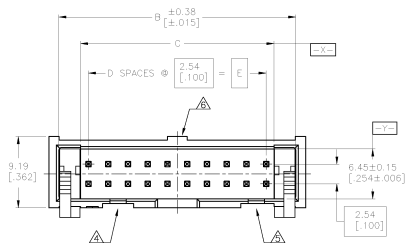


THIS DRAWING IS UNCONTROLLED  
 RELEASE FOR PURCHASE  
 ALL RIGHTS RESERVED

REV	DATE	DESCRIPTION	BY	CHK	APP
00					
A		REVISED PER EC 0513-0163-05			



RECOMMENDED PC BOARD LAYOUT  
 (VIEWED FROM CONNECTOR SIDE)

- △ HOUSING: PBT, UL94V-0, COLOR (SEE TABLE).
- △ POSTS: PHOSPHOR BRONZE.
- △ LATCHES: ZINC ALLOY.
- △ POSTS: 0.00075[.000030] MIN GOLD ON MATING AREA, 0.0025[.000100] MIN TIN ON SOLDER END, ALL OVER 0.0012[.000050] MIN NICKEL ON ENTIRE POST.
- △ LATCHES: BLACK CHROMATE.
- △ DATUMS S & T TO BE ESTABLISHED BY CUSTOMER.
- △ NO KEYING SLOT ON THIS END FOR 6, 8, 10, 12 & 14 POSITION ASSEMBLIES.
- △ NO KEYING SLOT ON THIS END FOR 6, 8 & 10 POSITION ASSEMBLIES.
- △ NO STANDOFF FOR 6, 8, 10, 12, 14 & 16 POSITION ASSEMBLIES.

BLUE	78.74	31	80.77	86.26	88.90	64	3-1761607-7
BLUE	73.66	29	75.69	81.18	83.82	60	3-1761607-6
BLUE	60.96	24	62.99	68.48	71.12	50	3-1761607-5
BLUE	48.26	19	50.29	55.78	58.42	40	3-1761607-3
BLUE	43.18	17	45.21	50.70	53.34	38	3-1761607-2
BLUE	40.64	16	42.67	48.16	50.80	34	3-1761607-1
BLUE	35.56	14	37.59	43.08	45.72	30	3-1761606-0
BLUE	30.48	12	32.51	38.00	40.64	26	2-1761606-9
BLUE	27.84	11	29.87	35.46	38.10	24	2-1761606-8
BLUE	22.86	9	24.89	30.38	33.02	20	2-1761606-7
BLUE	17.78	7	19.81	25.30	27.94	16	2-1761606-6
BLUE	15.24	6	17.27	22.76	25.40	14	2-1761606-5
BLUE	12.70	5	14.73	20.22	22.86	12	2-1761606-4
BLUE	10.16	4	12.19	17.68	20.32	10	2-1761606-3
BLUE	7.62	3	9.65	15.14	17.78	8	2-1761606-2
BLUE	5.08	2	7.11	12.60	15.24	6	2-1761606-1
BLACK	78.74	31	80.77	86.26	88.90	64	1-1761606-6
BLACK	73.66	29	75.69	81.18	83.82	60	1-1761606-5
BLACK	60.96	24	62.99	68.48	71.12	50	1-1761606-4
BLACK	48.26	19	50.29	55.78	58.42	40	1-1761606-3
BLACK	43.18	17	45.21	50.70	53.34	38	1-1761606-2
BLACK	40.64	16	42.67	48.16	50.80	34	1-1761606-1
BLACK	35.56	14	37.59	43.08	45.72	30	1-1761606-0
BLACK	30.48	12	32.51	38.00	40.64	26	1761606-9
BLACK	27.84	11	29.87	35.46	38.10	24	1761606-8
BLACK	22.86	9	24.89	30.38	33.02	20	1761606-7
BLACK	17.78	7	19.81	25.30	27.94	16	1761606-6
BLACK	15.24	6	17.27	22.76	25.40	14	1761606-5
BLACK	12.70	5	14.73	20.22	22.86	12	1761606-4
BLACK	10.16	4	12.19	17.68	20.32	10	1761606-3
HOUSING COLOR	E	D	C	B	A	NO OF POS	PART NUMBER

THIS DRAWING IS A CONTROLLED DOCUMENT		NO CHANGE	ISSUED	Tyco Electronics Corporation Harrisburg, PA 17105	
APPROVED	DESIGNED	BY	DATE	REVISED	DESCRIPTION
					HEADER ASSEMBLY, VERTICAL, LONG EJECT LATCH, LOW PROFILE, IDC
DATE	BY	DATE	BY	DATE	BY
REVISED	DATE	BY	DATE	BY	DESCRIPTION
CUSTOMER DRAWING		DATE	BY	DATE	BY

**COPYRIGHT 2005  
 TYCO ELECTRONICS CORP  
 ALL RIGHTS RESERVED**