

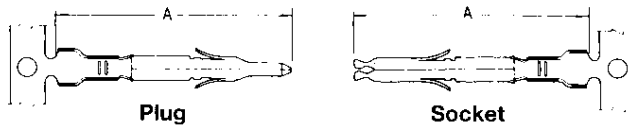
# Wire to Board Connectors

## Mini-Universal MATE-N-LOK Connectors

### Wire Application Side

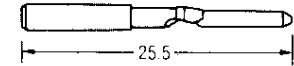
#### Contacts

Material : Brass  
Pin Dia. : 1mm



#### Keying Plug

Material : UL94V-0 rated,  
66 nylon natural  
Part Number : 174670-1



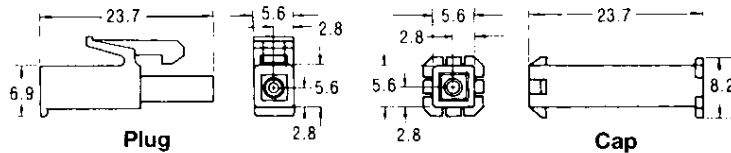
Wire Range	Wire Ins. Dia.	Dim. A	Material/Finish	Contact Part No.				Hand Tool No.
				Strip Form		Loose Piece		
AWG	mm <sup>2</sup>			Pin	Socket	Pin	Socket	
26-22	0.12~0.35	1.2~1.75	Brass/Pre-Tin	170359-1	170361-1	170363-1	170365-1	91529-1 (114-5050)
			Brass/Sel. Gold	170359-3	170361-3	170363-3	170365-3	
			Phos. Brz. Pre-Tin	170359-4	170361-4	170363-4	170365-4	
22-18 or 22x(2)	0.30~0.89 or 0.30~0.35x(2)	1.5~2.4 or 3.4 Max.	Brass/Pre-Tin	170360-1	170362-1	170364-1	170366-1	91522-1 (114-5050)
			Brass/Sel. Gold	170360-3	170362-3	170364-3	170366-3	
			Phos. Brz. Pre-Tin	170360-4	170362-4	170364-4	170366-4	
20-16 or 20x(2)	0.5~1.3 or 0.5x(2)	2.0~3.2 or 2.4x(2)	17.5 Brass/Pre-Tin	171636-1†	171637-1†	171638-1†	171639-1†	91536-1 (408-8547-1)

Contact Insertion tool No. 455830-1

Contact extraction tool No. 189727-1(408-4118)

#### Housings 1 Circuit (For Free-Hanging Applications)

Material : 66 Nylon



Part No. : 172164-1 UL94V-0  
Part No. : 172335-1 UL94V-2

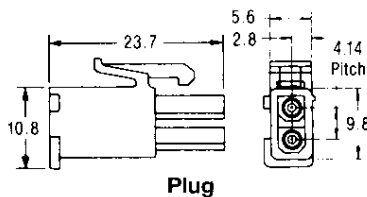
Part No. : 172156-1 UL94V-0  
Part No. : 172327-1 UL94V-2

Note : Housing colors are all natural. Other colors, red, green, blue and black, are also available. When ordering, attach appropriate dash numbers as follows.

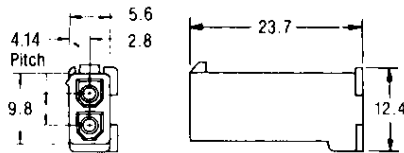
(Red) : 1-□-2 (Green) : 1-□-5 (Blue) : 1-□-6 (Black) : 1-□-9

#### 2 Circuits (For Free-Hanging and Panel Mount Applications)

Material : 66 Nylon

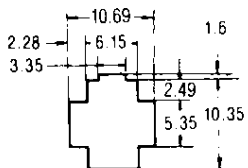


Part No. : 172165-1 UL94V-0  
Part No. : 172336-1 UL94V-2

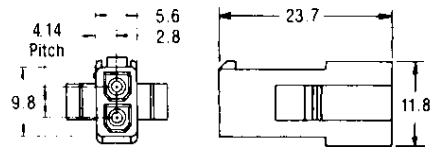


Cap (Free-Hanging)

Part No. : 172233-1 UL94V-0  
Part No. : 172343-1 UL94V-2



Cap Housing Panel Cutout



Cap (Panel Mount)

Part No. : 172157-1 UL94V-0  
Part No. : 172328-1 UL94V-2

Note : Housing colors are all natural. Other colors, red, green, blue and black, are also available. When ordering, attach appropriate dash numbers as follows.

(Red) : 1-□-2 (Green) : 1-□-5 (Blue) : 1-□-6 (Black) : 1-□-9