



# AMP-LATCH Connectors (Continued)

## Universal Ejection Style Pin Headers, Military, Center and Dual Polarized, 2.54 x 2.54 [.100 x .100] Centers

### Ordering Information

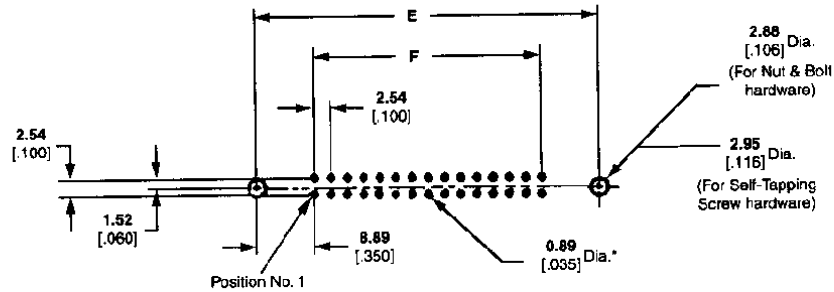
When ordering a pin header or pin header kit, use the chart at the right to determine the six-digit part no. for the desired post length, contact plating and latch configuration (Kits only). Then, complete the part no. or kit no. by adding the proper prefix and/or suffix no. for the desired pin header size. The prefix/suffix nos. for all available sizes (10 thru 64 positions) are listed below.

### Ribbon Cable Connectors

Post Length	Contact Plating	Pin Header Part No. (without Latches)	Pin Header Kit No. (with Latches)	
			Latch Part Number 102312-1 Mates with AMP-LATCH Receptacles without Strain Relief	Latch Part Number 102320-1 Mates with AMP-LATCH Receptacles with Strain Relief
2.79 .110	Duplex <sup>1</sup>	102153	499910	499922
	Duplex <sup>2</sup>	102154	499160	499206
3.94 155	Duplex <sup>1</sup>	102155	—	499923
	Duplex <sup>2</sup>	102156	499374	102321

<sup>1</sup>0.00036 [.000015] gold on mating end, 0.00254-0.00508 [.000100-.000200] bright tin-lead on termination end, with entire contact underplated 0.00127 [.000050] nickel.  
<sup>2</sup>0.00076 [.000030] gold on mating end, 0.00254-0.00508 [.000100-.000200] bright tin-lead on termination end, with entire contact underplated 0.00127 [.000050] nickel.

No. of Pos.	Add to Part No.	
	Prefix	Suffix
10		-1
14		-2
16		-3
20		-4
24		-5
26		-6
34		-8
40		-9
50	1-	-0
60	1-	-1
64	1-	-2

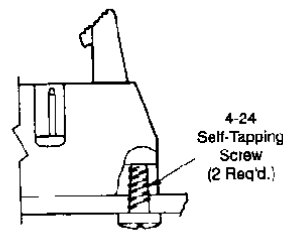


**Recommended Mounting Hole Pattern**

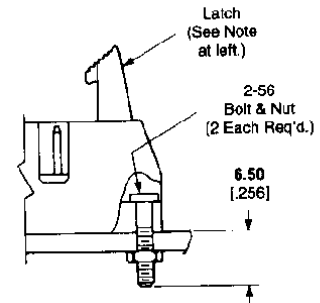
\*0.89 [.035] hole dia. for soldering of posts 2.79 [.110] and 3.94 [.155] long.  
 1.14 [.045] hole dia. for wrap-type termination of posts 15.49 [.610] long.  
 PC board thicknesses are : 1.57 [.062] for 2.79 [.110] long posts,  
 3.18 [.125] for 3.94 [.155] long posts.

### Mounting Information

4-24 self-tapping screws and 2-56 bolts and nuts are available for mounting straight-thru pin headers of pc boards. Typical applications and part nos. for ordering this hardware are presented below.



**Pin Header Mounting using 4-24 Self-Tapping Screws:**  
 Part No. 19156-1 (for 1.57 [.092] Thick PC Board)  
 19156-2 (for 2.36 [.093] Thick PC Board)  
 19156-3 (for 3.18 [.125] Thick PC Board)



**Pin Header Mounting with 2-56 Bolts and Nuts:**  
 Part No. 746383-1 (Bolt Only)  
 Kit No. 102198-1 (Bolt and Nut, 2 Each per Kit)

**Note:** 2-56 bolts and nuts may be used to mount pin headers with and without latches. If latches are to be used, the bolts must be positioned in the pin header before the latches are installed.