THIS DRAWING IS UNPUBLISHED. RELEASED FOR PUBLICATION -.-.-
© COPYRIGHT - BY TYCO ELECTRONICS CORPORATION. ALL RIGHTS RESERVED.

LOC	CONT
AD	39

REVISIONS

P	LTR	DESCRIPTION	DATE	DWN	APVD
	R	ECR-05-4446	28JUN05	RB	MM

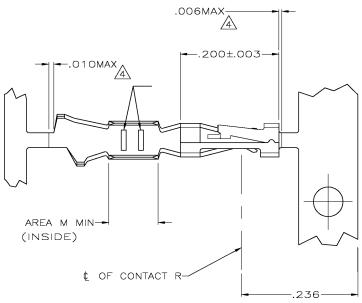

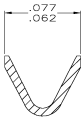

SECTION A–A
SCALE 20:1

1. .000100 MIN BRIGHT TIN–LEAD OVER .000050 MIN NICKEL ON ENTIRE CONTACT
2. .000050 MIN NICKEL ON ENTIRE CONTACT; .000015 MIN GOLD ON CONTACT AREA; .000050 MIN BRIGHT TIN–LEAD ON AREA M.
3. .000050 MIN NICKEL ON ENTIRE CONTACT; .000030 MIN GOLD ON CONTACT AREA; .000050 MIN BRIGHT TIN–LEAD ON AREA M.
4. LOOSE PIECE CUT–OFF DIMENSION.
5. OBSOLETE PART NUMBER.
6. .000015 MIN GOLD ON CONTACT AREA, .000050 MIN BRIGHT TIN ON AREA M, ALL OVER .000050–.000100 NICKEL ON ENTIRE CONTACT.
7. .000030 MIN GOLD ON CONTACT AREA, .000050 MIN BRIGHT TIN ON AREA M, ALL OVER .000050–.000100 NICKEL ON ENTIRE CONTACT.
8. .000100–.000200 BRIGHT TIN OVER .000050 MIN NICKEL ON ENTIRE CONTACT.

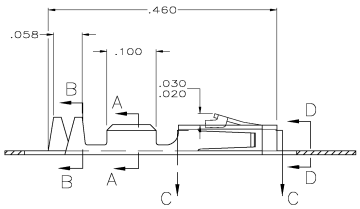

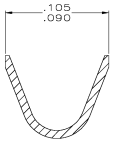

SECTION B–B
INSULATION RANGE .025–.060
SCALE 20:1

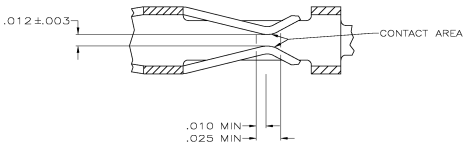

SECTION C–C
SCALE 20:1

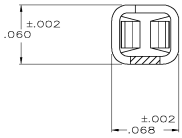

SECTION D–D
SCALE 20:1

–	8	1–104480–7
LOOSE PIECE	7	1–104480–6
LOOSE PIECE	8	1–104480–5
LOOSE PIECE	8	1–104480–4
–	7	1–104480–3
–	8	1–104480–2
5 LOOSE PIECE		1–104480–1
5 LOOSE PIECE		1–104480–0
LOOSE PIECE	3	104480–9
LOOSE PIECE	2	104480–8
LOOSE PIECE	1	104480–7
5 –		104480–6
5 –		104480–5
–	3	104480–4
–	2	104480–3
–	1	104480–2
REMARKS	FINISH	PART NO

THIS DRAWING IS A CONTROLLED DOCUMENT.

DIMENSIONS: INCHES
TOLERANCES UNLESS OTHERWISE SPECIFIED: 0 PLC ± –; 1 PLC ± –; 2 PLC ± –; 3 PLC ± .005; 4 PLC ± –; ANGLES ± –
MATERIAL: PHOSPHOR BRONZE
FINISH: SEE TABLE

DR: J. OBERMAN 5-13-99
DES: K. HELM 5-12-99
APVD: R.ELICKER 5-12-99
PRODUCT SPEC: 108-1472
APPLICATION SPEC: 114-25038
WEIGHT: –

Tyco Electronics Corporation
Harrisburg, Pa 17105-3608

NAME: CONTACT, CRIMP SNAP-IN AMPMODU SHORT POINT, 22-26 AWG

SIZE: A1 CAGE CODE: 00779 DRAWING NO: C-104480 RESTRICTED TO: –

CUSTOMER DRAWING SCALE: 10:1 SHEET 1 OF 1 REV R

AMP 4895 REV 31MAR2000

Downloaded from Elcodis.com electronic components distributor