

Non-Magnetic Crimp Receptacles, Series 109, Standard Density Connectors (NASA Qualified)

Connector Material and Finish:

Shell — Brass, gold plated

Insert — Approved material per MIL-DTL-24308

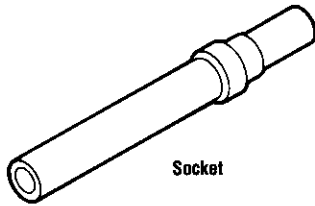
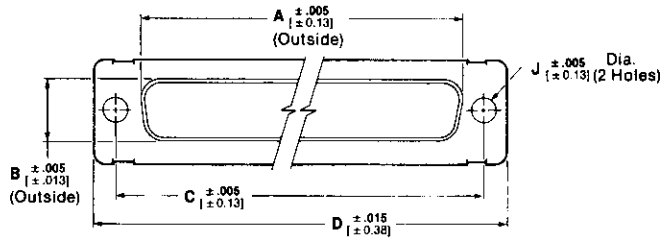
Retention Clips — Copper alloy

Related Product Data:

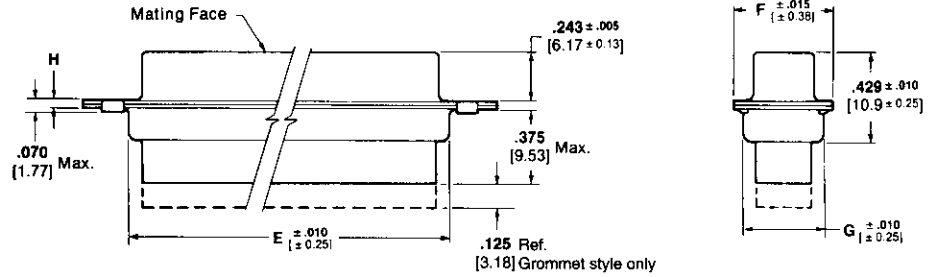
Cavity Identification — page 5101

Mounting, Mating Specifications — page 5143

Accessories — pages 5148-5150



Socket



Socket Contact

Wire Size Range	AMP Part No. / NASA No.
26-28 0.15-0.08	206795-1
20-24 0.6-0.2	206793-1 G-10-S1

Strip length .140 [3.56]
Max. insulation diameter .072 [1.83]

Hand tool M22520/2-01 or AMP
Part Number 601966-1

Positioner M22520/2-08 or AMP
Part Number 601966-5

Contact Material and Finish:

Copper alloy plated gold
.000050-.000100 [0.00127-0.00254]
thick over .000100-.000150
[0.00254-0.00381] copper underplate

Non-Magnetic Receptacles per NASA Specification

No. of Contact Pos. (Shell Size)	Dimensions										NASA No.	AMP Part No.
	A	B	C	D	E	F	G	H	J			
9 (1)	.643	.311	.984	1.213	.759	.494	.422	.030	.154	3.91	311P409-1S-B-15	207253-1
	16.33	7.9	24.99	30.81	19.28	12.55	10.72	0.76	.120	3.05		
15 (2)	.971	.311	1.312	1.541	1.083	.494	.422	.030	.154	3.91	311P409-2S-B-15	206799-1
	24.66	7.9	33.32	39.14	27.51	12.55	10.72	0.76	.120	3.05		
25 (3)	1.511	.311	1.852	2.088	1.625	.494	.422	.039	.154	3.91	311P409-3S-B-15	206801-1
	38.38	7.9	47.04	53.04	41.3	12.55	10.72	0.99	.120	3.05		
37 (4)	2.159	.311	2.500	2.729	2.272	.494	.422	.039	.154	3.91	311P409-4S-B-15	206803-1
	55.42	7.9	63.5	69.32	57.71	12.55	10.72	0.99	.120	3.05		
50 (5)	2.064	.423	2.406	2.635	2.178	.605	.534	.039	.154	3.91	311P409-5S-B-15	206805-1
	52.43	10.74	61.11	66.93	55.32	15.37	13.56	0.99	.120	3.05		

Non-Magnetic Receptacles With Silicone Rubber Rear Grommet¹

No. of Contact Pos. (Shell Size)	Dimensions										AMP Part No.
	A	B	C	D	E	F	G	H	J		
9 (1)	.643	.311	.984	1.213	.759	.494	.422	.030	.120	3.05	211633-4
15 (2)	.971	.311	1.312	1.541	1.083	.494	.422	.030	.120	3.05	
25 (3)	1.511	.311	1.852	2.088	1.625	.494	.422	.039	.120	3.05	211635-4
37 (4)	2.159	.311	2.500	2.729	2.272	.494	.422	.039	.120	3.05	
50 (5)	2.064	.423	2.406	2.635	2.178	.605	.534	.039	.120	3.05	211637-4
	52.43	10.74	61.11	66.93	55.32	15.37	13.56	0.99	3.05		

¹ Grommet provided for cable strain relief.



Pin and Socket
Insertion/Extraction Tool

AMP Part Number 91067-2 or

MIL Number M81969/1-02

Insertion tip, for replacement
Part Number 126195-3

Extraction tip, for replacement
Part Number 126195-4