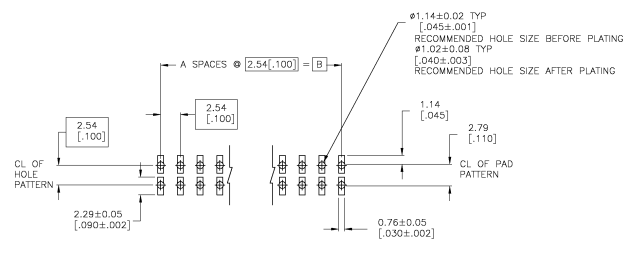
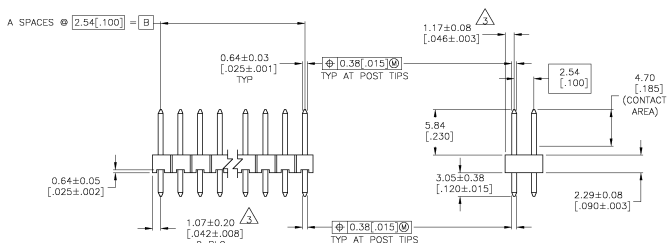
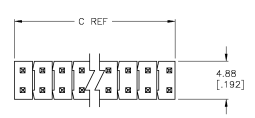


- ASSEMBLY MAY BE BROKEN TO THE DESIRED NUMBER OF POSITIONS
  - TRUE POSITION TOLERANCE OF THE POST TIPS APPLIES WHEN THE HEADER IS HELD FLAT AGAINST THE PRINTED CIRCUIT BOARD
- THE NOTED DIMENSIONS APPLY AT THE INTERSECTION OF THE POST AND HOUSING
- POST PLATING: 0.00762[.00030] GOLD ON CONTACT AREA,  
 0.00254-0.00508[.000100-0.00200] MATTE TIN-LEAD ON SOLDERTAIL,  
 ALL OVER 0.00127[.000050] NICKEL.
- HOUSING: LCP, COLOR-BLACK.
- POST: PHOSPHOR BRONZE
- PARTS PACKAGED IN TUBES.
- POST PLATING: 0.00762[.00030] GOLD ON CONTACT AREA,  
 0.00254-0.00508[.000100-0.00200] MATTE TIN ON SOLDERTAIL,  
 ALL OVER 0.00127[.000050] NICKEL.
- PRELIMINARY PART - NOT RELEASED FOR PRODUCTION.



RECOMMENDED PC BOARD MOUNTING DIMENSIONS  
 FOR .063 [1.60] THICK PC BOARD AND  
 .012 [3.05] STENCIL THICK.

PLATING	C	B	A	NO. OF POSITIONS	PART NUMBER
△	101.19	99.06	39	80	9-146257-0
△	98.65	96.52	38	78	8-146257-9
△	96.11	93.98	37	76	8-146257-8
△	93.57	91.44	36	74	8-146257-7
△	91.03	88.90	35	72	8-146257-6
△	88.49	86.36	34	70	8-146257-5
△	85.95	83.82	33	68	8-146257-4
△	83.41	81.28	32	66	8-146257-3
△	80.87	78.74	31	64	8-146257-2
△	78.33	76.20	30	62	8-146257-1
△	75.79	73.66	29	60	8-146257-0
△	73.25	71.12	28	58	7-146257-9
△	70.71	68.58	27	56	7-146257-8
△	68.17	66.04	26	54	7-146257-7
△	65.63	63.50	25	52	7-146257-6
△	63.09	60.96	24	50	7-146257-5
△	60.55	58.42	23	48	7-146257-4
△	58.01	55.88	22	46	7-146257-3
△	55.47	53.34	21	44	7-146257-2
△	52.93	50.80	20	42	7-146257-1
△	50.39	48.26	19	40	7-146257-0
△	47.85	45.72	18	38	6-146257-9
△	45.31	43.18	17	36	6-146257-8
△	42.77	40.64	16	34	6-146257-7
△	40.23	38.10	15	32	6-146257-6
△	37.69	35.56	14	30	6-146257-5
△	35.15	33.02	13	28	6-146257-4
△	32.61	30.48	12	26	6-146257-3
△	30.07	27.94	11	24	6-146257-2
△	27.53	25.40	10	22	6-146257-1
△	24.99	22.86	9	20	6-146257-0
△	22.45	20.32	8	18	5-146257-9
△	19.91	17.78	7	16	5-146257-8
△	17.37	15.24	6	14	5-146257-7
△	14.83	12.70	5	12	5-146257-6
△	12.29	10.16	4	10	5-146257-5
△	9.75	7.62	3	8	5-146257-4
△	7.21	5.08	2	6	5-146257-3
△	4.67	2.54	1	4	5-146257-2
△	2.13	0.00	0	2	5-146257-1

PLATING	C	B	A	NO. OF POSITIONS	PART NUMBER
△	17.37	15.24	6	14	4-146257-6
△	9.75	7.62	3	8	4-146257-5
△	7.21	5.08	2	6	4-146257-4
△	4.67	2.54	1	4	4-146257-3
△	2.13	0.00	0	2	4-146257-2
△	17.37	15.24	29	60	4-146257-1
△	14.83	12.70	6	14	4-146257-0
△	12.29	10.16	39	80	4-146257-0
△	9.75	7.62	38	78	3-146257-9
△	7.21	5.08	37	76	3-146257-8
△	4.67	2.54	36	74	3-146257-7
△	2.13	0.00	35	72	3-146257-6
△	17.37	15.24	34	70	3-146257-5
△	14.83	12.70	33	68	3-146257-4
△	12.29	10.16	32	66	3-146257-3
△	9.75	7.62	31	64	3-146257-2
△	7.21	5.08	30	62	3-146257-1
△	4.67	2.54	29	60	3-146257-0
△	2.13	0.00	28	58	2-146257-9
△	17.37	15.24	27	56	2-146257-8
△	14.83	12.70	26	54	2-146257-7
△	12.29	10.16	25	52	2-146257-6
△	9.75	7.62	24	50	2-146257-5
△	7.21	5.08	23	48	2-146257-4
△	4.67	2.54	22	46	2-146257-3
△	2.13	0.00	21	44	2-146257-2
△	17.37	15.24	20	42	2-146257-1
△	14.83	12.70	19	40	2-146257-0
△	12.29	10.16	18	38	1-146257-9
△	9.75	7.62	17	36	1-146257-8
△	7.21	5.08	16	34	1-146257-7
△	4.67	2.54	15	32	1-146257-6
△	2.13	0.00	14	30	1-146257-5
△	17.37	15.24	13	28	1-146257-4
△	14.83	12.70	12	26	1-146257-3
△	12.29	10.16	11	24	1-146257-2
△	9.75	7.62	10	22	1-146257-1
△	7.21	5.08	9	20	1-146257-0
△	4.67	2.54	8	18	146257-9
△	2.13	0.00	7	16	146257-8
△	17.37	15.24	6	14	146257-7
△	14.83	12.70	5	12	146257-6
△	12.29	10.16	4	10	146257-5
△	9.75	7.62	3	8	146257-4
△	7.21	5.08	2	6	146257-3
△	4.67	2.54	1	4	146257-2
△	2.13	0.00	0	2	146257-1

THIS DRAWING IS A CONTROLLED DOCUMENT

REV: 00  
 DATE: 08/04/04  
 BY: [Signature]  
 CHECKED: [Signature]  
 APPROVED: [Signature]

DESIGNER: [Signature]  
 DRAWN: [Signature]  
 CHECKED: [Signature]  
 APPROVED: [Signature]

DATE: 08/04/04  
 TIME: 10:00  
 BY: [Signature]

REVISIONS  
 DATE CHK APP  
 00 M REV PER DESG-0838-04 28ANCS RB JC

DESCRIPTION: HEADER ASSEMBLY, MOD II, BREAKAWAY, DOUBLE ROW, HIGH TEMPERATURE

SEC: 00779  
 TRNG: 0  
 146257

CUSTOMER DRAWING