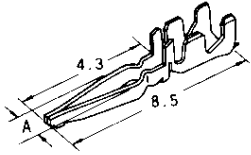


Wire to Board Connectors

Low Profile Mini AMP-IN Headers/Crimp Type

Contacts



Wire Size AWG (mm ²)	Wire Dns. Dia.	Material/ Finish	PC Board Hole Dia.	Dimension A	Part No.		Hand Tool Part No.
					S.T.	L.P.	
30-26	1.1~1.4	Brass/	0.8 ^{+0.1}	0.95	172781-1	172797-1	755405-1
(0.05~0.15)			1.0 ^{+0.05}	1.2	172781-2	172797-2	
26-22	1.4~1.5	Pre-Tin	0.8 ^{+0.1}	0.95	172782-1	172798-1	
(0.12~0.35)			1.0 ^{+0.05}	1.2	172782-2	172798-2	

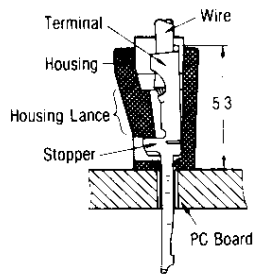
Note : Product Spec. : 108-5163 Application Spec. : 114-5062 Instruction Sheet : 411-5206, (For #755405-1)
Extraction Tool Part No. : 753760-1 (411-5207)

Header Housing

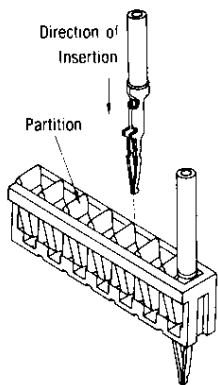
Material :

UL94V-0 rated, 66 Nylon
(Natural color)

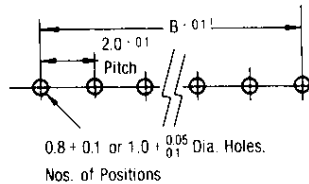
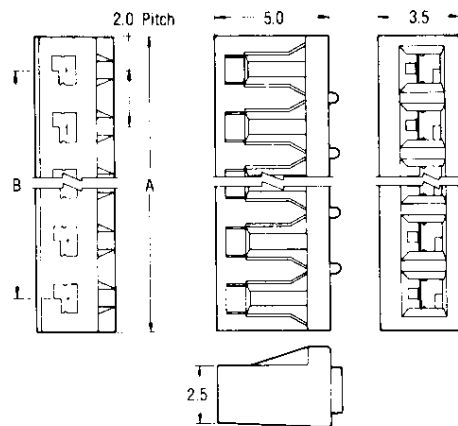
Instruction Sheet : IS-208J



Cross View of PC Board Mount



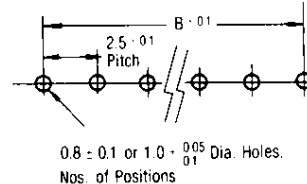
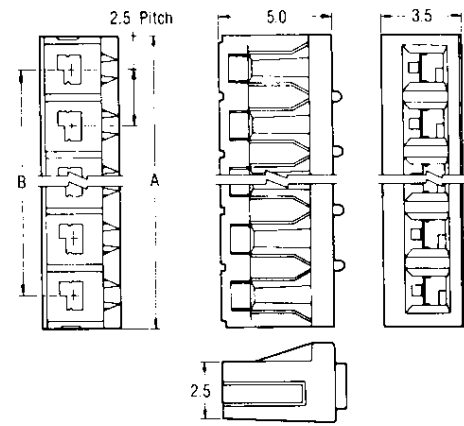
2mm Pitch



PC Board Layout

Recommend PC Board thickness : 1.2~1.6mm

2.5mm Pitch



PC Board Layout

Recommend PC Board thickness : 1.2~1.6mm

No. of Pos.	2mm Pitch Housing			2.5mm Pitch Housing		
	Dimensions A	Dimensions B	Part No.	Dimensions A	Dimensions B	Part No.
2	4.8	2	172890-2	6.0	2.5	172520-2
3	6.8	4	172890-3	8.5	5	172520-3
4	8.8	6	172890-4	11.0	7.5	172520-4
5	10.8	8	172890-5	13.5	10	172520-5
6	12.8	10	172890-6	16.0	12.5	172520-6
7	14.8	12	172890-7	18.5	15	172520-7
8	16.8	14	172890-8	21.0	17.5	172520-8
9	18.8	16	172890-9	23.5	20	172520-9
10	20.8	18	1-172890-0	26.0	22.5	1-172520-0
11	—	—	—	28.5	25.0	1-172520-1
12	24.8	22	1-172890-2	31.0	27.5	1-172520-2
13	—	—	—	33.5	30.0	1-172520-3
14	—	—	—	36.0	32.5	1-172520-4
15	30.8	28	1-172890-5	38.5	35	1-172520-5
20	—	—	—	51.0	47.5	2-172520-0