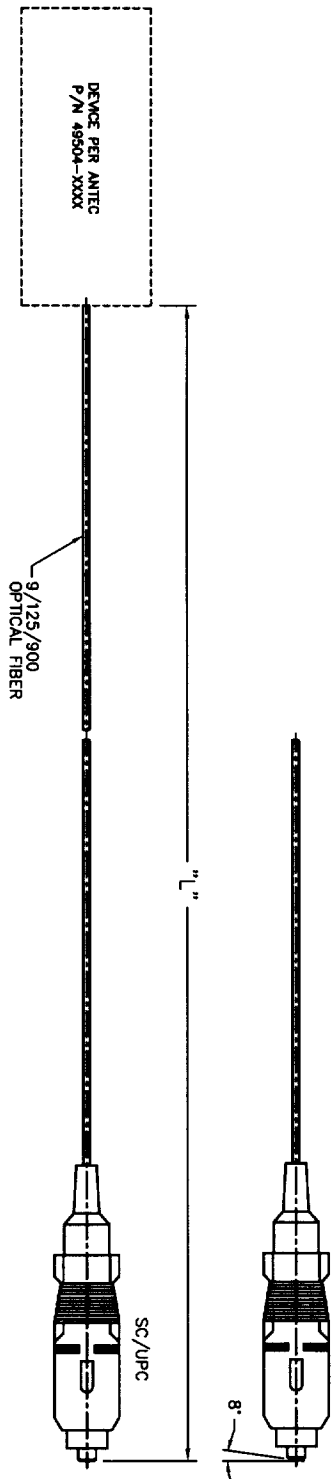


FCI P/N	ANTEC P/N	CONNECTOR	"L"
84703-002	49504-0002	SC/APC	A/R
84703-004	49504-0004	SC/APC	A/R
84703-006	49504-0006	SC/UPC	A/R
84703-007	49504-0007	SC/UPC	A/R
84703-009	49504-0009	SC/UPC	A/R
84703-010	49504-0010	FC/APC	A/R
84703-011	49504-0011	FC/UPC	A/R
84703-014	49504-0014	SC/APC	24±6 INCHES

NOTE: A/R = LENGTH AS RECEIVED.



SPECIFICATIONS	
POLISH GEOMETRY:	UPC
RADIUS (mm)	7-25
FIBER EXTENSION (mm)	+50/-120 MAX. (SEE NOTE 1)
APEX OFFSET	≤ 50
INSERTION LOSS TIA/EIA-455-34A	≤ 0.3dB (NOT TESTED IN PIGTAILED CONFIGURATION)
RETURN LOSS TIA/EIA-455-107 OR APPROVED BACKREFLECTION METER	≥ 55dB
	≥ 60dB

NOTE 1: POLISH RADIUS/UNDERCUT RELATIONSHIP PER TELECORDIA GR-326-CORE FIG. 4-7

FCI P/N	DESCRIPTION
84874-001	FC/UPC CONNECTOR
74368-001	SC/UPC CONNECTOR
74367-001	FC/APC CONNECTOR
74369-001	SC/APC CONNECTOR
84710-002	F-123 EPOXY

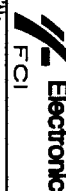
mat'l. code		tolerances unless otherwise specified		INSPECTION COPY		title	
ltr	ecn no	dr	date	lineur	projection	scale	size
A	V00543	RTB	2/11/00			1:1	A4
B	V01211	RSN	5/15/00				

ACAD

code code
22526

code
210

sheet
1 of 1



www.fciconnect.com
OPTICAL CONN. TERM.
PER ANTEC 49504

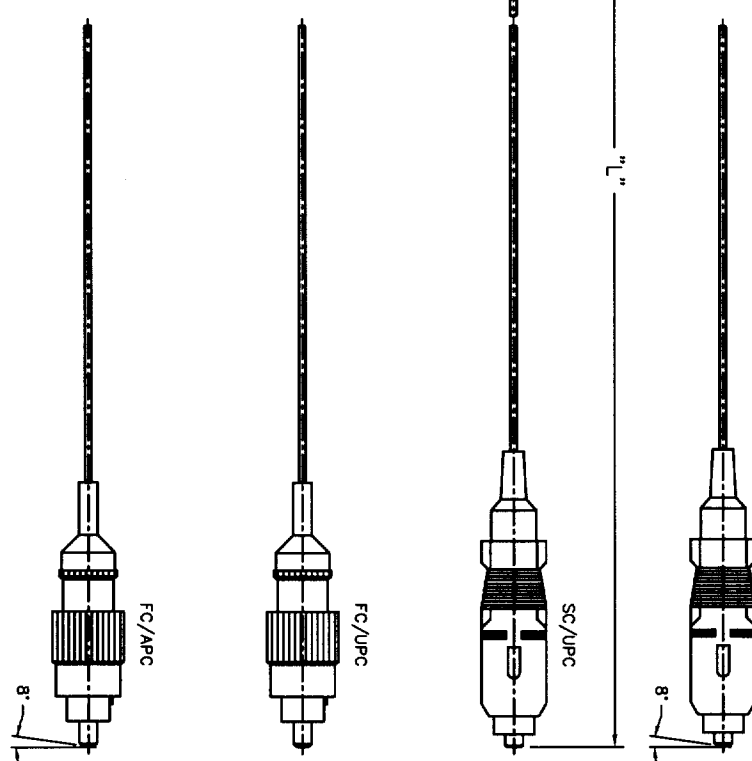
product family
FIBER OPTICS

84703

code
22526

code
210

sheet
1 of 1



1 2

3

4