


## One Piece FC Connectors & Adapters



### SPECIFICATIONS

**Connector Loss:** 9/125  $\mu\text{m}$  fibre, 0.19 dB typical  
 62.5/125  $\mu\text{m}$  fibre, 0.21 dB typical  
 50/125  $\mu\text{m}$  fibre, 0.14 dB typical

**Return Loss:** PC: Polish dependant  
 APC: -65dB max -68dB typical

**Durability:**  $\leq 0.11\text{dB}$  after 500 mating cycles

**Operating Temperature:**  
 -40°C to +85°C

**Intermateability:** Mechanically and optically intermateable with NTT FC type products and conform to JIS C 5970.


PART NO	DESCRIPTION	FIBRE TYPE
944-601-5006	FC/PC, Singlemode 126 $\mu\text{m}$ , Zirconia PC ferrule	SM
944-601-5306	FC/PC, Singlemode 126 $\mu\text{m}$ , Zirconia PC ferrule, High Performance Boot	SM
944-601-5010	FC/PC, Multimode 128 $\mu\text{m}$ , Zirconia PC ferrule	MM
944-611-5106	FC Connector Singlemode 126 $\mu\text{m}$ Zirconia PC ferrule Tunable High Performance Boot	SM
944-120-6000	FC Adapter, Flange Mount, Zirconia Ceramic Alignment Sleeve	SM/MM
944-125-6003	FC Adapter, D-Hole, Feed Through, Zirconia Ceramic Alignment Sleeve	SM/MM
954-944-5001	SC/FC Converting Adapter, Zirconia Ceramic Alignment Sleeve	SM/MM
944-120-1014	FC Adapter, Captivated Dust Cap	SM/MM
944-603-5006	FC/APC, Singlemode 126 $\mu\text{m}$ , Zirconia stepped ferrule	SM
944-603-5606	FC/APC, Singlemode 126 $\mu\text{m}$ , Zirconia pre angled stepped ferrule	SM
944-125-6004	FC/APC Adapter D-Hole Feed Through Zirconia Ceramic Alignment Sleeve	SM/MM

### NOTES

- All connectors available in with 125 $\mu\text{m}$  ferrules
- All connectors are supplied with 900 $\mu\text{m}$  and 3.0mm boots
- All adapters available with phosphor bronze alignment sleeves.
- Technical drawings available on request.

## Small Form Factor (SFF) Connectors & Adapters

### LC Connectors & Adapters



The LC connector range is Bellcore, ANSI/EIA/TIA and IEC compliant. The LC is an inherently reliable, simple and well designed fibre optic interconnect product.

#### SPECIFICATIONS

**Insertion Loss:** 9/125  $\mu\text{m}$  fibre , 0.3 dB maximum  
62.5/125  $\mu\text{m}$  fibre, 0.3 dB maximum

**Return Loss:** 9/125  $\mu\text{m}$ , 50 dB typical

**Durability:** <0.2 dB change typical (500 matings)

**Operating Temperature:**  
-40°C to +85 °C

#### FEATURES

- Audible latch to indicate proper mating
- Pull proof
- Well suited to high density application and easily duplexed
- Fits an RJ-45 footprint

### MT-RJ Connectors & Adapters



#### SPECIFICATIONS

**Insertion Loss:** 9/125  $\mu\text{m}$  fibre, 0.3 dB typical  
62.5/125  $\mu\text{m}$  fibre, 0.3 dB typical

**Return Loss:** 9/125  $\mu\text{m}$ , 40 dB typical

**Operating Temperature:**  
-40°C to +75 °C


**Performance:** Performance compliant with ISO/IEC 11801, TIA/EIA 568A and draft Detail Specification for Optical Fibre Connectors.

#### FEATURES

- Half the size of duplex SC and ST style connectors
- Installable in conventional RJ-45 faceplates and has RJ-45 type latching mechanism
- Singlemode and multimode versions for existing and future network applications
- Single ferrule reduces the time and complication of assembly since both fibres can be installed and polished at the same time.
- Allows for increased port density
- Rugged design, meets or exceeds industry standards, with no exposed fibres

## Small Form Factor (SFF) Connectors & Adapters

### MU Connectors & Adapters



#### SPECIFICATIONS

- Insertion Loss:** 9/125  $\mu\text{m}$  fibre , 0.3 dB maximum  
62.5/125  $\mu\text{m}$  fibre, 0.3 dB maximum
- Return Loss:** **Default Polish** 9/125  $\mu\text{m}$ ,  $\leq$  50 dB max  
**Ultra Polish** 9/125  $\mu\text{m}$ ,  $\leq$  55 dB max
- Durability:** <0.1 dB change typical (500 matings)
- Operating Temperature:**  
-40°C to +75 °C

#### APPLICATIONS

- CATV
- Active device termination
- Telecommunication networks


#### FEATURES

- Free floating ferrule is independent of the backbone, so that a pull on the cable will not cause the ferrule to break contact with a second ferrule in a connection
- Push-Pull mating
- The MU connector features a precision screw machined body and UL rated plastic housing and boot for consistent performance and durability.
- Available in singlemode or multimode.
- Fully mateable with NTT-MU type products
- Tunable zirconia ceramic ferrule
- NTT and JIS compliant

#### SUPPORTING PRODUCT

- Adaptors
  - Simplex Patch Panel and Board mount
  - Duplex Patch Panel and Board mount
  - 8-port Patch Panel and Board mount
- Hybrid Adaptors
  - MU-LC Adapter
  - MU-SC Adapter
- MU Backplane Connectors (MU-B)
- MU Backplane connector housings
  - MU duplex printed circuit board housing
  - MU 8-port printed circuit board housing
  - MU duplex backpanel housing (2.4 or 3.2 mm thickness)
  - MU 8-port backpanel housing (2.4 or 3.2 mm thickness)
- MU Tools
  - A variety of tools are available to assist in the removal of MU connectors
  - MU duplex printed circuit board housing cleaning tool
  - MU 8-port printed circuit board housing cleaning tool

## One Piece SC Connectors & Adapters



### SPECIFICATIONS

**Connector Loss:** 9/125  $\mu\text{m}$  fibre, 0.19 dB typical  
62.5/125  $\mu\text{m}$  fibre, 0.15 dB typical

**Return Loss:** PC  $\leq$  -55 dB  
APC  $\leq$  -65 dB

**Durability:**  $\leq$  0.20dB change after 500 mating cycles

**Operating Temperature:** -40°C to +85 °C


**Intermateability:** Mechanically and optically intermateable with NTT SC type products and conform to JIS C 5973.

PART NO	DESCRIPTION	FIBRE TYPE
954-101-5006	SC/PC, Singlemode 126 $\mu\text{m}$ , Zirconia PC ferrule	SM
954-101-5306	SC/PC, Singlemode 126 $\mu\text{m}$ , Zirconia PC ferrule, High Performance Boot	SM
954-101-5010	SC/PC, Multimode 128 $\mu\text{m}$ , Zirconia PC ferrule	MM
954-101-5011	SC/PC, Multimode 144 $\mu\text{m}$ , Zirconia PC ferrule	MM
954-122-5002	SC Adapter, Multimode, Phosphor Bronze Alignment Sleeve	MM
954-120-5000	SC Adapter, Zirconia Ceramic Alignment Sleeve	SM/MM
954-120-5001	SC Adapter, Phosphor Bronze Alignment Sleeve	SM/MM
954-944-5000	SC/FC Converting Adapter, Phosphor Bronze Alignment Sleeve	SM/MM
954-944-5001	SC/FC Converting Adapter, Zirconia Ceramic Alignment Sleeve	SM/MM
954-953-5000	SC/ST Converting Adapter, Zirconia Ceramic Alignment Sleeve	SM/MM
954-953-5001	SC/ST Converting Adapter, Phosphor Bronze Alignment Sleeve	SM/MM
954-103-5006	SC/APC, Singlemode, 126 $\mu\text{m}$ , Zirconia ferrule	SM
954-103-5606	SC/APC, Singlemode, 126 $\mu\text{m}$ , Zirconia ferrule, Pre angled	SM
954-120-5109	SC/APC Adapter, Singlemode, Zirconia Ceramic Alignment sleeve	SM

### NOTES

- All connectors are available with 125 $\mu\text{m}$  ferrules
- All connectors are supplied with 900 $\mu\text{m}$  and 3.0mm boots
- Technical drawings available on request

## SC Duplex Connectors & Adapters



### SPECIFICATIONS

**Connector Loss:** 9/125  $\mu\text{m}$  fibre, 0.19 dB typical  
 62.5/125  $\mu\text{m}$  fibre, 0.21 dB typical  
 50/125  $\mu\text{m}$  fibre, 0.14 dB typical

**Durability:**  $\leq 0.20\text{dB}$  change after 500 mating cycles

**Operating Temperature:** -40°C to +85 °C


**Intermateability:** Conform to ANSI X3T9.3 SC specifications and are intermateable.

PART NO	DESCRIPTION	FIBRE TYPE
954-101-5206	SC Duplex Connector S/mode 126 $\mu\text{m}$ Zirconia PC Ferrule	SM
954-101-5210	SC Duplex Connector M/mode 128 $\mu\text{m}$ Zirconia PC Ferrule	MM
954-101-5211	SC Duplex Connector M/mode 144 $\mu\text{m}$ Zirconia PC Ferrule	MM
954-122-5210	SC Duplex Adapter M/mode Phosphor Bronze Alignment Sleeve	MM
954-953-5210	SC/ST Duplex Adapter M/mode Phosphor Bronze Alignment Sleeve	MM
954-120-5200	SC Duplex Adapter S/mode Zirconia Ceramic Alignment Sleeve	SM/MM
954-122-5201	SC Duplex Adapter S/mode Phosphor Bronze Alignment Sleeve	SM/MM
954-953-5200	SC/ST Duplex Adapter S/mode Zirconia Ceramic Alignment Sleeve	SM/MM

### NOTES

- All connectors available with 125 $\mu\text{m}$  ferrules
- All connectors supplied with 3.0mm boots
- Technical drawings available on request

## ST<sup>®</sup> Compatible Connectors & Adapters



ST<sup>®</sup> and ST II<sup>®</sup> are registered trademarks of AT&T

### SPECIFICATIONS

**Connector Loss:** 9/125  $\mu\text{m}$  fibre, 0.19 dB typical  
 62.5/125  $\mu\text{m}$  fibre, 0.13 dB typical  
 50/125  $\mu\text{m}$  fibre, 0.14 dB typical  
 100/140  $\mu\text{m}$  fibre, 0.10 dB typical

**Durability:**  $\leq 0.10\text{dB}$  change after 1000 mating cycles

**Operating Temperature:**  $-40^{\circ}\text{C}$  to  $+85^{\circ}\text{C}$


**Intermateability:** Optically and mechanically compatible with AT&T ST, STII connectors and their functional equivalents.

PART NO	DESCRIPTION	FIBRE TYPE
953-101-5006	ST Connector, Singlemode 126 $\mu\text{m}$ , Zirconia PC ferrule, Yellow	SM
953-101-5008	ST Connector, Singlemode 128 $\mu\text{m}$ , Zirconia PC ferrule, Blue	SM
953-101-5010	ST Connector, Multimode 128 $\mu\text{m}$ , Zirconia PC ferrule, Black	MM
953-101-5011	ST Connector, Multimode 144 $\mu\text{m}$ , Zirconia PC ferrule, Grey	MM
953-122-5000	ST Adapter, Polymer Body, Phosphor Bronze Alignment Sleeve, Beige	SM/MM
953-120-5000	ST Adapter, Polymer Body, Zirconia Ceramic Alignment Sleeve, Black	SM/MM
954-953-5000	SC-ST Converting Adapter, Zirconia Ceramic Alignment Sleeve	SM/MM
954-953-5001	SC-ST Converting Adapter, Phosphor Bronze Alignment Sleeve	SM/MM

### NOTES

- Connector body and coupling nut are precision molded from a flame retardant, glass filled polymer.
- The connector body is colour coded to indicate singlemode or multimode and ferrule size
- All connectors available with 125 $\mu\text{m}$  ferrules
- All connectors are supplied with 900 $\mu\text{m}$  and 3.0mm boots
- Technical drawings available on request

## ST<sup>®</sup> Compatible (s/steel ferrule) Connectors & Adapters



### SPECIFICATIONS

**Connector Loss:** 62.5/125  $\mu\text{m}$  fibre, 0.35 dB typical

**Durability:**  $\leq 0.03\text{dB}$  change after 500 mating cycles

**Operating Temperature:** -40°C to +85 °C

**Intermateability:** Optically and mechanically compatible with AT&T ST, STII connectors and their functional equivalents.


ST<sup>®</sup> and STII<sup>®</sup> are trademarks of AT&T

PART NO	DESCRIPTION	FIBRE TYPE
953-102-5001	ST connector, polymeric body & Coupling Nut 128 $\mu\text{m}$ S/steel ferrule	MM
953-102-5002	ST connector, polymeric body & Coupling Nut 144 $\mu\text{m}$ S/steel ferrule	MM
953-102-5003	ST connector, polymeric body & Coupling Nut 231 $\mu\text{m}$ S/steel ferrule	MM
953-102-5004	ST connector, polymeric body & Coupling Nut 436 $\mu\text{m}$ S/steel ferrule	MM
951-102-5005	ST connector, polymeric body & Coupling Nut 641 $\mu\text{m}$ S/steel ferrule	MM
953-102-5301	ST connector, metal body & Coupling Nut 128 $\mu\text{m}$ S/steel ferrule	MM
953-102-5302	ST connector, metal body & Coupling Nut 144 $\mu\text{m}$ S/steel ferrule	MM
953-102-5303	ST connector, metal body & Coupling Nut 231 $\mu\text{m}$ S/steel ferrule	MM

### NOTES

- All connectors are supplied with 900 $\mu\text{m}$  and 3.0mm boots
- Custom hole sizes can be drilled to accommodate non standard fibres
- Technical drawings can be supplied on request

## ST II® Compatible Connectors & Adapters



### SPECIFICATIONS

**Connector Loss:** 9/125  $\mu\text{m}$  fibre, 0.19 dB typical  
 62.5/125  $\mu\text{m}$  fibre, 0.13 dB typical  
 50/125  $\mu\text{m}$  fibre, 0.14 dB typical  
 100/140  $\mu\text{m}$  fibre, 0.10 dB typical

**Durability:**  $\leq 0.10\text{dB}$  after 1000 mating cycles

**Operating Temperature:**  
 -40°C to +85 °C

**Intermateability:** Optically and mechanically compatible with AT&T ST, STII connectors and their functional equivalents.

ST® and STII® are trademarks of AT&T

PART NO	DESCRIPTION	FIBRE TYPE
953-101-5306	ST Connector, Singlemode 126 $\mu\text{m}$ , Zirconia PC ferrule, Die Cast	SM
953-101-5308	ST Connector, Singlemode 128 $\mu\text{m}$ , Zirconia PC ferrule, Die Cast	SM
953-101-5310	ST Connector, Multimode 128 $\mu\text{m}$ , Zirconia PC ferrule, Die Cast	MM
953-101-5311	ST Connector, Multimode 144 $\mu\text{m}$ , Zirconia PC ferrule, Die Cast	MM
953-120-5003	ST Adapter, Die Cast, Zirconia Ceramic Alignment Sleeve	MM
953-122-5003	ST Adapter, Die Cast, Phosphor Bronze Alignment Sleeve	SM/MM
953-1061	ST Dust Cap and Chain	-

### NOTES

- All connectors available with 125 $\mu\text{m}$  ferrules
- Connectors supplied with 900 $\mu\text{m}$  and 3.0mm boots
- Technical drawing available on request