



FCIconnect.com

Copyright FCI.

List of "HFW__R-1/2STE1LF" customer document

DOCUMENT NO.	LIST
SC-HFWR02	SPEC.
JSA95923	CAT.NO.TABLE FOR 1mm SPACING SMT CONNECTOR (HFW__R-1/2ST_LF)
JSA95924	1mm SPACING SURFACE MOUNT FPC/FFC CONNECTOR (HFW__R-1ST_LF)
JSA95925	1mm SPACING SURFACE MOUNT FPC/FFC CONNECTOR (HFW__R-2ST_LF)
JSA95926	CAT.NO.TABLE FOR PLASTIC TAPE PACKAGED 1mm SPACING SMT CONN.(HFW__R-1/2STE1LF)
JSA95927	1mm SPACING SMT CONNECTOR (HFW__R-1STE1LF)
JSA95928	1mm SPACING SMT CONNECTOR (HFW__R-2STE1LF)
JSA93573	RECOMMENDED CABLE (FPC) (HFW__R-1/2___)
JSA93574	RECOMMENDED CABLE (FFC) (HFW__R-1/2___)
BJM-HFWR101	HANDLING PROCEDURES

mat'l. code		surface 58 ISO 1302 <input checked="" type="checkbox"/>		tolerance ISO 406 ISO 1101		projection 		product family 58NF		CODE JP		
ltr	ecn no	dr	date	tolerances unless otherwise specified		mm		title 1mm SPACING FPC/FFC CONNECTOR DOCUMENT LIST (Cat. No. : HFW__R-1/2STE1LF)				
A	J05-0056	H.T	'05/2/4	angles	linear	scale X		dwg no JSA 96335		sheet 1 of 1 size A4		
B	J06-0413	H.T	10/4/'06	dr	<i>H. S. ...</i>	10/24/06		type Product Customer Drawing				
				enr	<i>H. S. ...</i>	10/20/06						
				chr	<i>J. D. ...</i>	10/22/06						
				appd	<i>J. D. ...</i>	10/22/06						
sheet index	revision sheet	B	1									Rev B

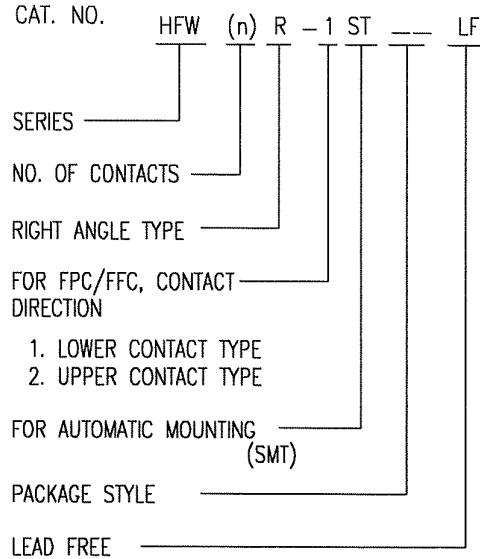
form: A4

1

2

CAT. NO. & DIMENSIONS

(NOTE3)	NO. OF CONTACTS (n)	CAT. NO.	DIMENSIONS (NOTE2)		
			A ± 0.2	B ± 0.2	C ± 0.1
	4	HFW4R-1/2ST__LF	6.6	3	5.14
	5	HFW5R-1/2ST__LF	7.6	4	6.14
	6	HFW6R-1/2ST__LF	8.6	5	7.14
	7	HFW7R-1/2ST__LF	9.6	6	8.14
	8	HFW8R-1/2ST__LF	10.6	7	9.14
	9	HFW9R-1/2ST__LF	11.6	8	10.14
	10	HFW10R-1/2ST__LF	12.6	9	11.14
	11	HFW11R-1/2ST__LF	13.6	10	12.14
	12	HFW12R-1/2ST__LF	14.6	11	13.14
	13	HFW13R-1/2ST__LF	15.6	12	14.14
	14	HFW14R-1/2ST__LF	16.6	13	15.14
	15	HFW15R-1/2ST__LF	17.6	14	16.14
	16	HFW16R-1/2ST__LF	18.6	15	17.14
	17	HFW17R-1/2ST__LF	19.6	16	18.14
	18	HFW18R-1/2ST__LF	20.6	17	19.14
	19	HFW19R-1/2ST__LF	21.6	18	20.14
	20	HFW20R-1/2ST__LF	22.6	19	21.14
	21	HFW21R-1/2ST__LF	23.6	20	22.14
	22	HFW22R-1/2ST__LF	24.6	21	23.14
	23	HFW23R-1/2ST__LF	25.6	22	24.14
	24	HFW24R-1/2ST__LF	26.6	23	25.14
	25	HFW25R-1/2ST__LF	27.6	24	26.14
	26	HFW26R-1/2ST__LF	28.6	25	27.14
	27	HFW27R-1/2ST__LF	29.6	26	28.14
*	28	HFW28R-1/2ST__LF	30.6	27	29.14
*	29	HFW29R-1/2ST__LF	31.6	28	30.14
	30	HFW30R-1/2ST__LF	32.6	29	31.14



NOTES

1. THIS PRODUCT IS THE CONNECTOR DESIGNED TO TERMINATE FPC/FFC AND COPE WITH AUTOMATIC MOUNTING (SMT).
2. SEE PART DRAWINGS FOR DIMENSIONS A~C.
3. PLEASE CONSULT US IN CASE OF USING PARTS WITH * MARK.

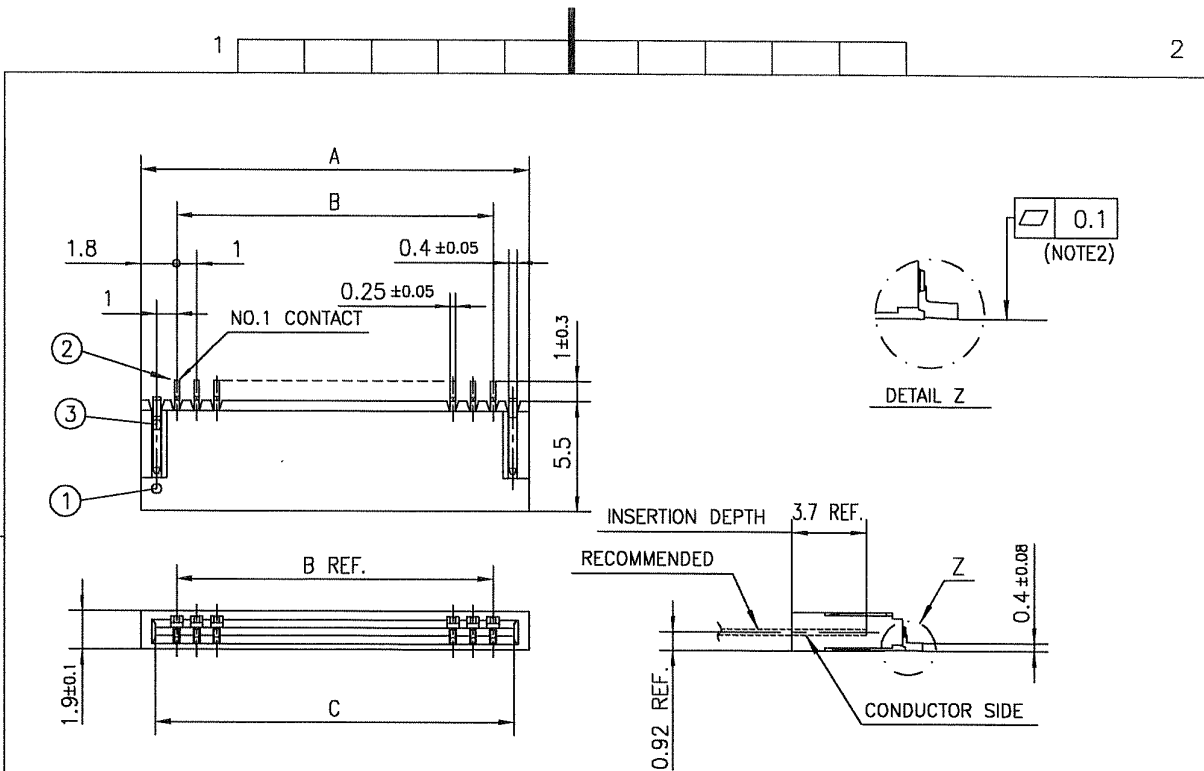
mat'l. code				surface 58 / tolerance ISO 1302 ✓ / ISO 406 / ISO 1101		projection		product family 58NF		CODE JP	
ltr	ecn no	dr	date	tolerances unless otherwise specified		mm		title			
A	J04-0027	H.T	4/6/04	angles	linear	mm		CAT. NO. TABLE FOR 1mm SPACING SMT CONNECTOR (Cat. No. HFW__R-1/2ST__LF)			
B	J05-0056	H.T	2/4/05			scale X		dwg no sheet 1 of 1 size			
C	J06-0413	H.T	10/4/06			FCI		JSA 95923 A4			
sheet index				revision C				type Product Customer Drawing			
sheet 1								Rev. C			

SC-HFWR02 JSA95924 95925 95926 95927 95928 93573 93574 1



FCIconnect.com

Copyright FCI.



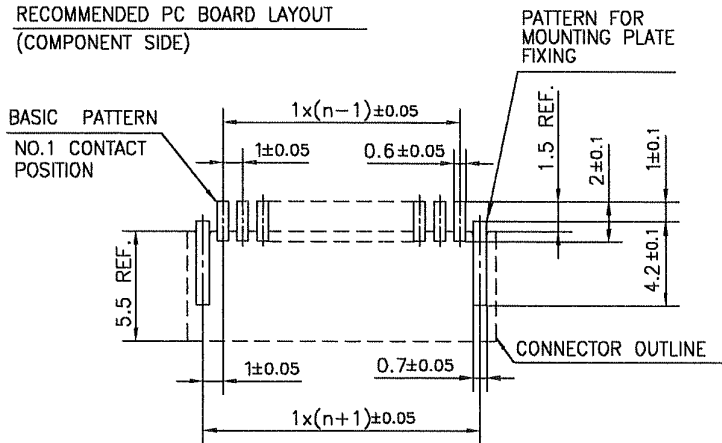
PT. NO.	PARTS NAME	MATERIAL	Q'TY	NOTE
1	HOUSING	PA6T RESIN GLASS REINFORCED (UL94V-0)	1	COLOR:BLACK
2	CONTACT	PHOSPHOR BRONZE	n	PLATING:TIN
3	MOUNTING PLATE		2	(LEAD FREE)

n : NO. OF CONTACTS

NOTES

1. THIS PRODUCT IS THE CONNECTOR DESIGNED TO TERMINATE FPC/FFC AND COPES WITH AUTOMATIC MOUNTING (SMT).
2. FLATNESS OF CONTACT TERMINAL FOR HOUSING MUST BE WITHIN TOLERANCE IN Z PORTION DETAILED DRAWING.
3. THIS PRODUCT IS LOWER CONTACT TYPE CONNECTOR.
4. THIS PRODUCT MEETS EUROPEAN UNION DIRECTIVES AND OTHER COUNTRY REGULATIONS AS DESCRIBED IN GS-22-008
5. THE HOUSING WILL WITHSTAND EXPOSURE TO 260°C PEAK TEMPERATURE FOR 10 SECONDS IN A REFLOW SOLDERING OVEN.

RECOMMENDED PC BOARD LAYOUT (COMPONENT SIDE)



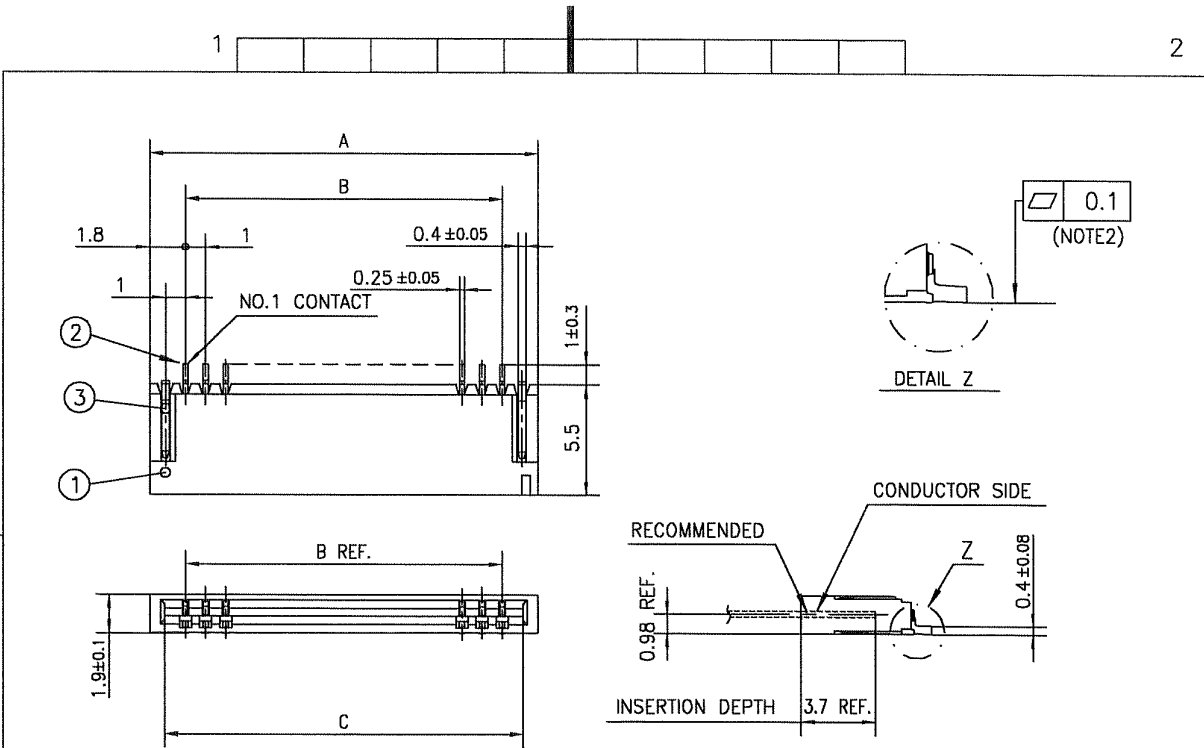
mat'l. code				surface 58 / tolerance ISO 1302 / ISO 406 / ISO 1101		projection		product family 58NF		CODE JP	
ltr ecn no dr date				tolerances unless otherwise specified		mm		title			
A J04-0027 H.T 4/6/'04				angles		mm		1mm SPACING SURFACE MOUNT FPC/FFC CONNECTOR (Cat.No. HFW__R-1ST__LF)			
B J05-0056 H.T 2/4/'05				linear		scale X		dwg no sheet 1 of 1 size			
C J05-0732 H.T 10/28/'05				dr		FCI		JSA 95924 A4			
D J06-0413 H.T 10/4/'06				enr				type Product Customer Drawing			
sheet index				revision D						Rev. D	
sheet 1											

SC-HFWR02 JSA95923 form: A4



FCIconnect.com

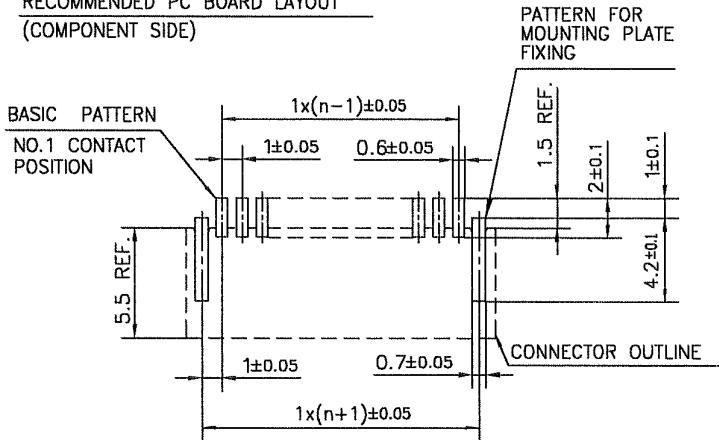
Copyright FCI.



PT. NO.	PARTS NAME	MATERIAL	Q'TY	NOTE
1	HOUSING	PA6T RESIN GLASS REINFORCED (UL94V-0)	1	COLOR:BLACK
2	CONTACT	PHOSPHOR BRONZE	n	PLATING:TIN
3	MOUNTING PLATE		2	(LEAD FREE)

n : NO. OF CONTACTS

RECOMMENDED PC BOARD LAYOUT
(COMPONENT SIDE)



NOTES

1. THIS PRODUCT IS THE CONNECTOR DESIGNED TO TERMINATE FPC/FFC AND COPEs WITH AUTOMATIC MOUNTING (SMT).
2. FLATNESS OF CONTACT TERMINAL FOR HOUSING MUST BE WITHIN TOLERANCE IN Z PORTION DETAILED DRAWING.
3. THIS PRODUCT IS UPPER CONTACT TYPE CONNECTOR.
4. THIS PRODUCT MEETS EUROPEAN UNION DIRECTIVES AND OTHER COUNTRY REGULATIONS AS DESCRIBED IN GS-22-008
5. THE HOUSING WILL WITHSTAND EXPOSURE TO 260°C PEAK TEMPERATURE FOR 10 SECONDS IN A REFLOW SOLDERING OVEN.

mat'l. code		surface 58 / tolerance ISO 1302 ✓ / ISO 406 / ISO 1101		projection	product family 58NF	CODE JP
ltr	ecn no	dr	date	tolerances unless otherwise specified	title	
A	J04-0027	H.T	4/6/'04	angles ±0.2	1mm SPACING SURFACE MOUNT FPC/FFC CONNECTOR	
B	J05-0056	H.T	2/4/'05	linear	(Cat. No. HFW__R-2ST__LF)	
C	J05-0732	H.T	10/28/'05		dwg no sheet 1 of 1 size	
D	J06-0413	H.T	10/4/'06	dr 12/14/06	JSA 95925 A4	
				enr 10/10/06	type Product Customer Drawing	
				chr 10/12/06		
				appd S. H. Lee 10/12/06		
sheet index	revision sheet	D	1			Rev. D

SC-HFWR02 JSA95923 form: A4



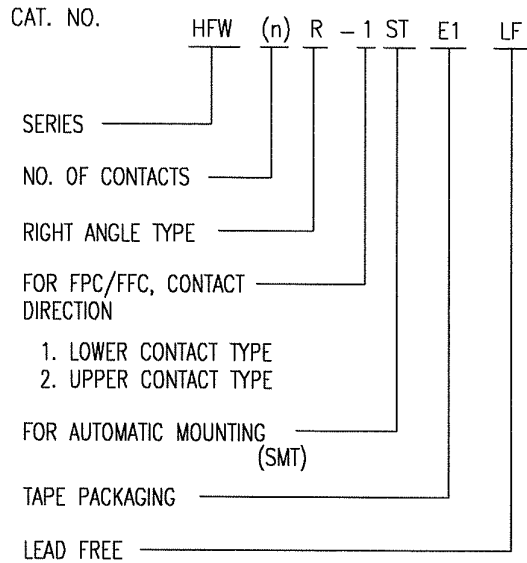
FCIconnect.com

Copyright FCI.



CAT. NO. & DIMENSIONS

(NOTE4)	NO. OF CONTACTS (n)	CAT. NO. (NOTE2)	DIMENSIONS (NOTE3)		
			E ± 5	F ± 0.3	G ± 0.1
	4	HFW4R-1/2STE1LF	28.4	24	—
	5	HFW5R-1/2STE1LF	28.4	24	—
	6	HFW6R-1/2STE1LF	28.4	24	—
	7	HFW7R-1/2STE1LF	28.4	24	—
	8	HFW8R-1/2STE1LF	28.4	24	—
	9	HFW9R-1/2STE1LF	28.4	24	—
	10	HFW10R-1/2STE1LF	28.4	24	—
	11	HFW11R-1/2STE1LF	28.4	24	—
	12	HFW12R-1/2STE1LF	28.4	24	—
	13	HFW13R-1/2STE1LF	28.4	24	—
	14	HFW14R-1/2STE1LF	28.4	24	—
	15	HFW15R-1/2STE1LF	36.4	32	28.4
	16	HFW16R-1/2STE1LF	36.4	32	28.4
	17	HFW17R-1/2STE1LF	36.4	32	28.4
	18	HFW18R-1/2STE1LF	36.4	32	28.4
	19	HFW19R-1/2STE1LF	48.4	44	40.4
	20	HFW20R-1/2STE1LF	48.4	44	40.4
	21	HFW21R-1/2STE1LF	48.4	44	40.4
	22	HFW22R-1/2STE1LF	48.4	44	40.4
	23	HFW23R-1/2STE1LF	48.4	44	40.4
	24	HFW24R-1/2STE1LF	48.4	44	40.4
	25	HFW25R-1/2STE1LF	48.4	44	40.4
	26	HFW26R-1/2STE1LF	48.4	44	40.4
	27	HFW27R-1/2STE1LF	48.4	44	40.4
*	28	HFW28R-1/2STE1LF	48.4	44	40.4
*	29	HFW29R-1/2STE1LF	48.4	44	40.4
	30	HFW30R-1/2STE1LF	60.4	56	52.4

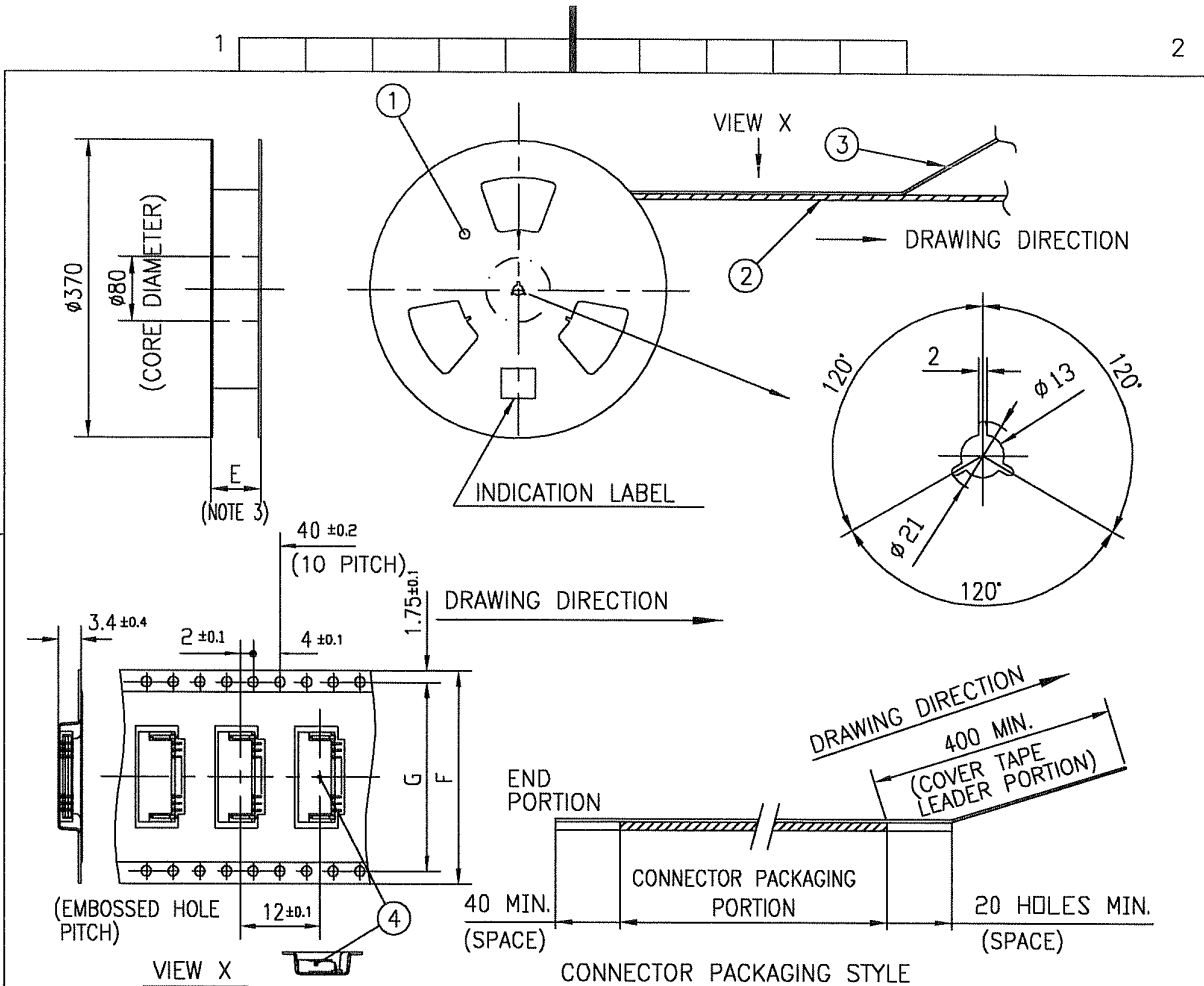


NOTES

1. THIS PRODUCT IS THE CONNECTOR DESIGNED TO TERMINATE FPC/FFC AND COPE WITH AUTOMATIC MOUNTING (SMT).
2. THIS CATALOG NO. INDICATES PLASTIC TAPE PACKAGED CONNECTOR.
3. SEE PART DRAWINGS FOR DIMENSIONS E~G.
4. PLEASE CONSULT US IN CASE OF USING PARTS WITH * MARK.

mat'l. code		surface 58 / tolerance ISO 1302 ✓ / ISO 406 / ISO 1101		projection		product family 58NF		CODE JP		
ltr	ecn no	dr	date	tolerances unless otherwise specified		title		sheet 1 of 1		
A	J04-0027	H.T	4/6/04	angles	linear	CAT. NO. TABLE FOR PLASTIC TAPE PACKAGED 1mm SPACING SMT CONN. (Cat.No. HFW__R-1/2STE1LF)		size A4		
B	J05-0056	H.T	2/4/05			mm		sheet 1 of 1		
C	J06-0413	H.T	10/4/06			scale X		sheet 1 of 1		
				dr	10/24/06		dwg no		sheet 1 of 1	
				enr	10/25/06		JSA 95926		A4	
				chr	10/12/06		type		Product Customer Drawing	
				appd	10/12/06					
sheet index	revision	C	1							Rev. C

SC-HFWR02 JSA95923 95927 95928 form: A4



PT. NO.	PARTS NAME	CAT. NO.	MATERIAL	Q'TY	NOTE
1	REEL	—	CARDBOARD	1	COLOR:WHITE
2	PLASTIC (EMBOSSD) TAPE	—	PET	—	COLOR:TRANSPARENCY
3	COVER	—	POLYESTER	—	COLOR:TRANSPARENCY
4	CONNECTOR	HFW__R-1ST__LF	SEE ATTACHED DWG.	2000	LOWER CONTACT TYPE

NOTES

1. THIS IS PLASTIC TAPE PACKAGED CONNECTOR DESIGNED TO TERMINATE FPC/FFC AND COPEs WITH AUTOMATIC MOUNTING (SMT).
2. SEE JIS C 0806 (PACKING OF ELECTRONIC COMPONENTS ON CONTINUOUS TAPES (SURFACE MOUNTING DEVICES)) FOR SHAPE AND DIMENSIONS OF PLASTIC (EMBOSSD) TAPE AND REEL.
3. E DIMENSION IS PORTION OF THE CORE.

mat'l. code		surface 58 / tolerance ISO 1302 ✓ / ISO 406 / ISO 1101		projection	product family 58NF	CODE JP	
ltr	ecn no	dr	date	tolerances unless otherwise specified	title		
A	J04-0027	H.T	4/6/04	angles ±5	1mm SPACING SMT CONNECTOR		
B	J05-0056	H.T	2/4/05	linear	(Cat.No. HFW__R-1STE1LF)		
C	J06-0413	H.T	10/4/06	±5'	scale X		
				dr	dwg no sheet 1 of 1 size		
				enr	JSA 95927 A4		
				chr			
				appd	type Product Customer Drawing		
sheet index	revision sheet	C	1				Rev. C

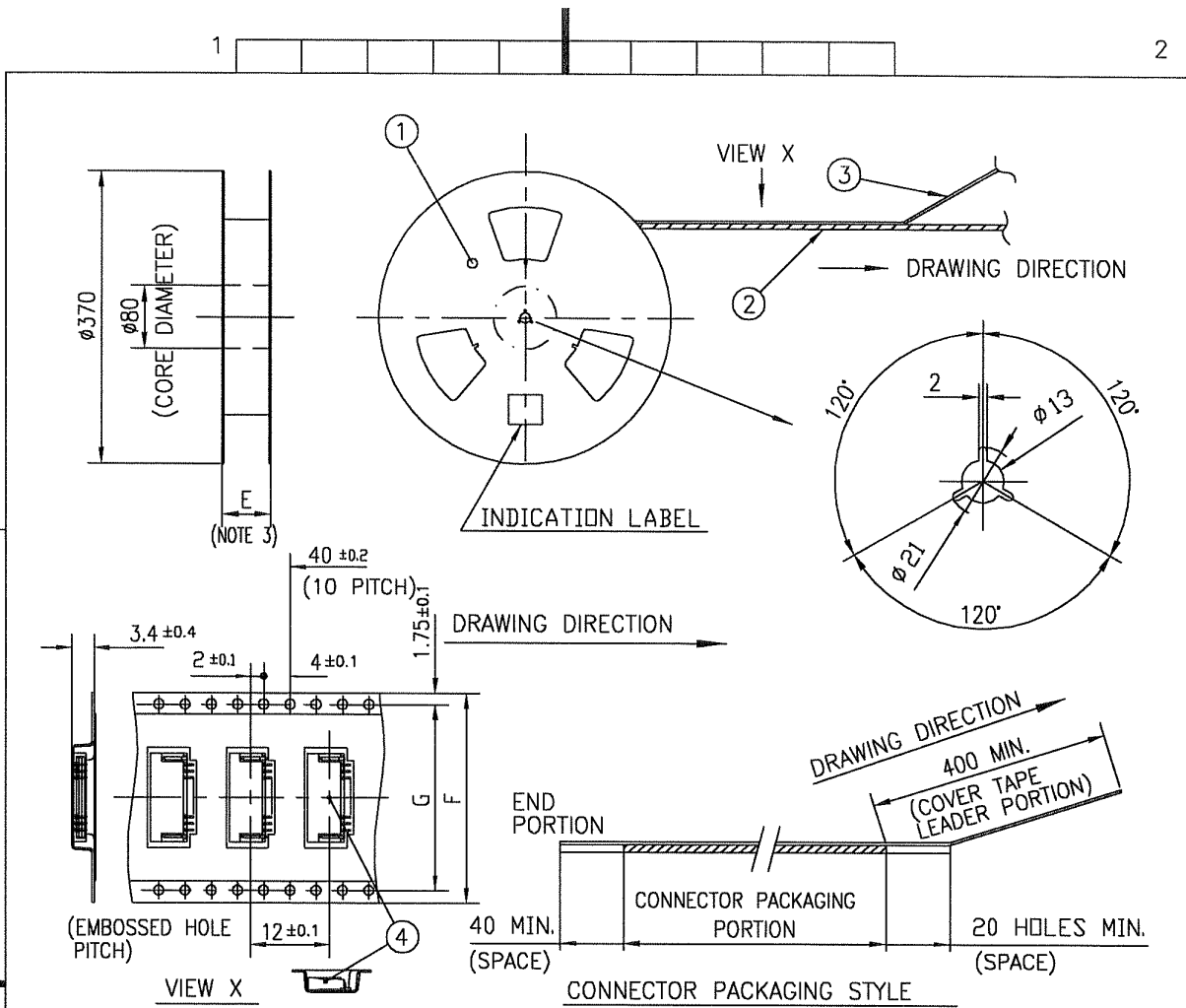
SC-HFWR02 JSA95926 form: A4



FCIconnect.com

Copyright FCI.





PT. NO.	PARTS NAME	CAT. NO.	MATERIAL	Q'TY	NOTE
1	REEL	_____	CARDBOARD	1	COLOR:WHITE
2	PLASTIC (EMBOSSED) TAPE	_____	PET	_____	COLOR:TRANSPARENCY
3	COVER	_____	POLYESTER	_____	COLOR:TRANSPARENCY
4	CONNECTOR	HFWR__R-2ST__-LF	SEE ATTACHED DWG.	2000	UPPER CONTACT TYPE

NOTES

- THIS IS PLASTIC TAPE PACKAGED CONNECTOR DESIGNED TO TERMINATE FPC/FFC AND COPES WITH AUTOMATIC MOUNTING (SMT).
- SEE JIS C 0806 (PACKING OF ELECTRONIC COMPONENTS ON CONTINUOUS TAPES (SURFACE MOUNTING DEVICES)) FOR SHAPE AND DIMENSIONS OF PLASTIC (EMBOSSED) TAPE AND REEL.
- E DIMENSION IS PORTION OF THE CORE.

mat'l. code		surface 58 / tolerance ISO 1302		tolerance ISO 406 / ISO 1101		projection		product family 58NF		CODE JP	
ltr	ecn no	dr	date	tolerances unless otherwise specified				title			
A	J04-0027	H.T	4/6/04	angles		linear		mm		1mm SPACING SMT CONNECTOR	
B	J05-0056	H.T	2/4/05	±5				← →		(Cat.No. HFWR__R-2STE1LF)	
C	J06-0413	H.T	10/4/06	±5'				scale X		dwg no sheet 1 of 1 size	
			dr	10/22/06				JSA 95928		A4	
			enr	10/14/06							
			chr	10/12/06							
			appd	10/12/06							
sheet index	revision	C	sheet	1	type Product Customer Drawing						

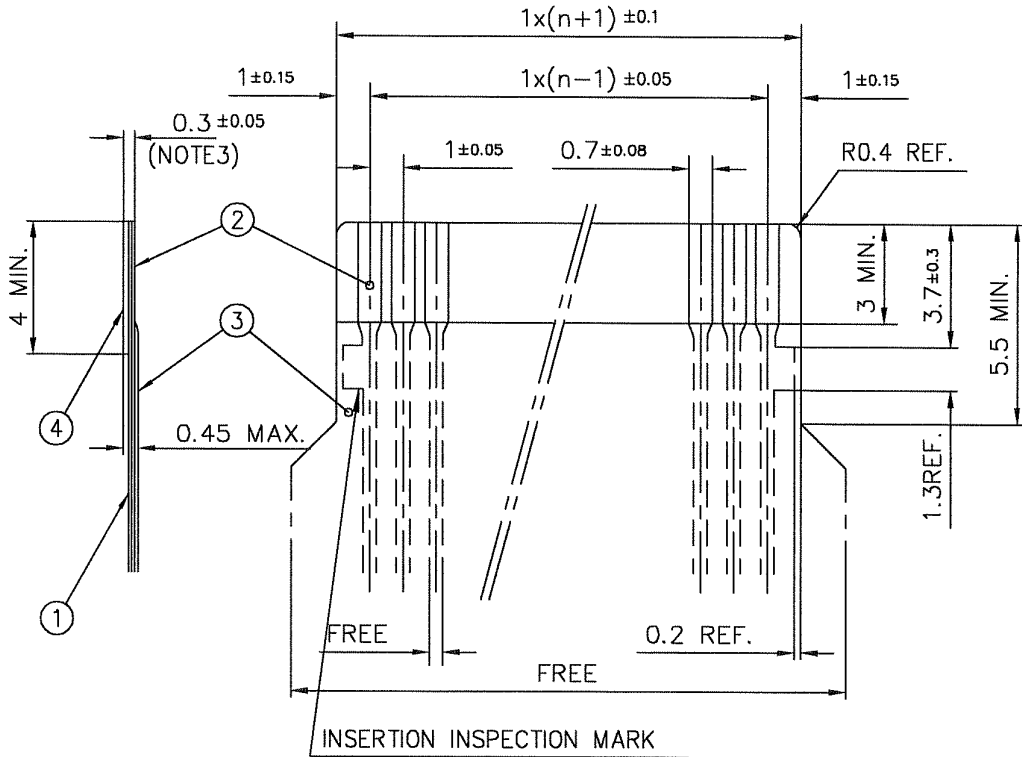
SC-HFWR02 JSA95926 form: A4



Copyright FCI.

RECOMMENDED CABLE (FPC)

n : NO. OF CONDUCTORS



PT. NO.	DESCRIPTION	MATERIAL	THICKNESS (μm)
1	BASE FILM	POLYIMIDE OR POLYESTER OR EQUIVALENT	25
2	CONDUCTOR	COPPER FOIL(PLATING : SOLDER $1\mu\text{m}$ MIN.)	35
3	OVERLAY	POLYIMIDE OR POLYESTER OR EQUIVALENT	—
4	SUPPORTING TAPE	POLYESTER OR POLYIMIDE OR EQUIVALENT	188

NOTES

1. NO BURR AT EACH PORTION.
2. NO PEELING IN COMMON USE.
3. TOTAL THICKNESS LIMIT OF EACH MATERIAL (INCLUDING ADHESIVE AGENT) IS SPECIFIED.

mat'l. code		surface 58 / tolerance ISO 1302 \checkmark / ISO 406 / ISO 1101		projection $\oplus \triangleleft$		product family 58NF		CODE JP	
ltr ecn no dr date		tolerances unless otherwise specified		mm		title			
A J06-0413 H.T 10/4/'06		angles linear		scale \times		RECOMMENDED CABLE (Cat. No. HFW__R-1/2__)			
dr		engr		chr		appd		dwg no sheet 1 of 1 size	
S. Itudan		10/14/06		10/15/06		10/12/06		JSA 93573 A4	
sheet index		revision A sheet 1		type Product Customer Drawing		Rev. A			

form: A4

1

2



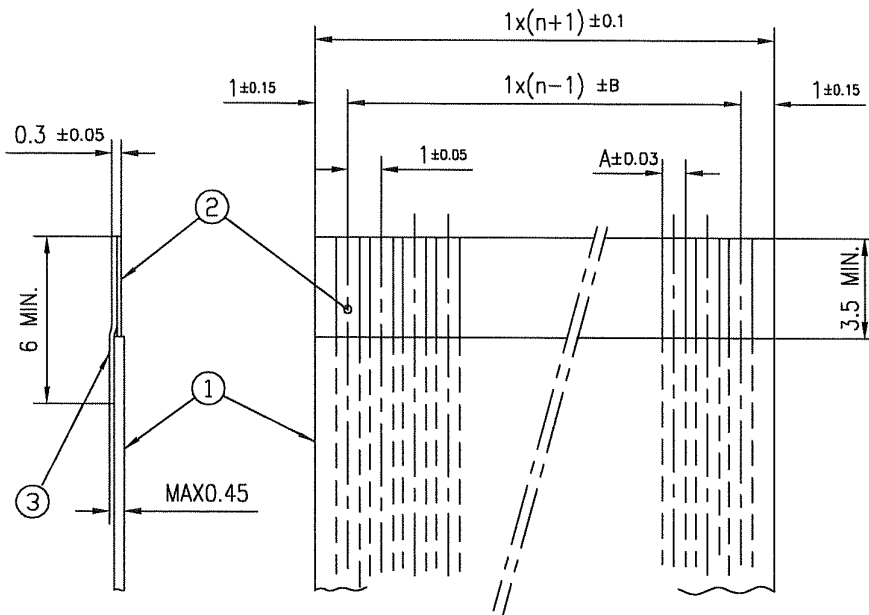
FCIconnect.com

Copyright FCI.



RECOMMENDED CABLE (FFC)

n : NO. OF CONDUCTORS



(NOTE 3)	DIMENSION A	TOLERANCE B
1	0.7	0.1
2	0.6	0.07

PT. NO.	DESCRIPTION	MATERIAL	NOTE
1	INSULATOR	FLAME RESISTING POLYESTER OR EQUIVALENT	_____
2	CONDUCTOR	COPPER FOIL	PLATING: TIN OR SOLDER 1µm MIN.
3	SUPPORTING TAPE	FLAME RESISTING POLYESTER OR EQUIVALENT	_____

NOTES

1. NO BURR AT EACH PORTION.
2. NO PEELING IN COMMON USE.
3. BOTH COMBINATION IS ALLOWED.

mat'l. code				surface 58 / tolerance ISO 1302 ✓ / ISO 406 / ISO 1101		projection		product family 58NF		CODE JP	
litr ecn no dr date				tolerances unless otherwise specified		mm		title RECOMMENDED CABLE (Cat. No. HFW__R-1/2__)			
1 _____ T.M 4/30/02				angles linear							
A J06-0413 H.T 10/4/06						scale X		dwg no sheet 1 of 1 size		A4	
				dr _____ 10/4/06				JSA 93574			
				enr _____ 10/4/06				type Product Customer Drawing			
				chr _____ 10/12/06							
				appd _____ 10/12/06							
sheet index		revision A sheet 1								Rev. A	



FCIconnect.com

Copyright FCI.