



FCIconnect.com

Copyright FCI.

1

2

List of "HFW__R-1/2STAE1LF" customer document

DOCUMENT NO.	LIST
SC-HFWR03	SPEC.
JSA96453	CAT.NO.TABLE FOR 1mm SPACING SMT CONNECTOR (HFW__R-1/2STA__LF)
JSA96454	1mm SPACING SURFACE MOUNT FPC CONNECCTOR (HFW__R-1STA__LF)
JSA96455	1mm SPACING SURFACE MOUNT FPC CONNECCTOR (HFW__R-2STA__LF)
JSA96456	CAT.NO.TABLE FOR PLASTIC TAPE PACKAGED 1mm SPACING SMT CONN.(HFW__R-1/2STAE1LF)
JSA96457	1mm SPACING SMT CONNECTOR (HFW__R-1STAE1LF)
JSA96458	1mm SPACING SMT CONNECTOR (HFW__R-2STAE1LF)
JSA96459	RECOMMENDED CABLE (FPC) (HFW__R-1/2STA)
BUM-HFWR101	HANDLING PROCEDURES

mat'l. code		surface 58 / tolerance ISO 1302 <input checked="" type="checkbox"/> ISO 406 / ISO 1101		projection		product family 58NF		CODE JP	
litr		ecn no		dr		date		tolerances, unless otherwise specified	
A		J05-0322		H.T		6/3/05		angles	
B		J06-0413		H.T		10/4/06		linear	
C		J07-0161		H.T		3/15/07		mm	
								scale \propto	
				dr		3/15/07		dwg no	
				enrg		3/15/07		sheet 1 of 1	
				chr		3/19/07		size	
				appd		3/19/07		A4	
sheet index		revision sheet		C		1		type Product Customer Drawing	
								Rev. C	

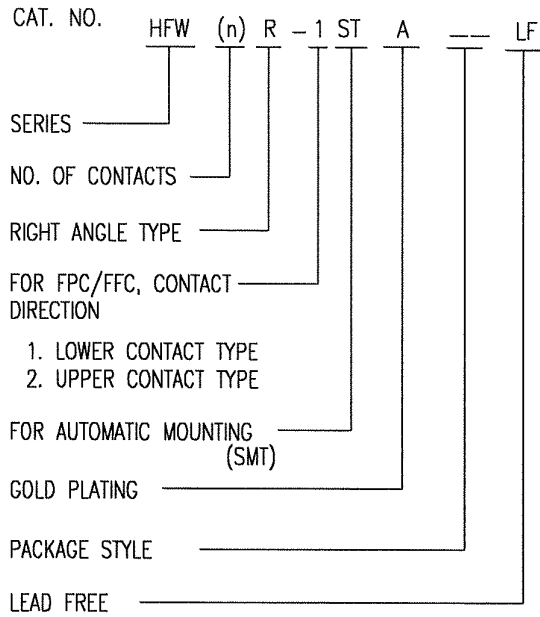
form: A4

1

2

CAT. NO. & DIMENSIONS

(NOTE3)	NO. OF CONTACTS (n)	CAT. NO.	DIMENSIONS (NOTE2)		
			A ± 0.2	B ± 0.2	C ± 0.1
	4	HFW4R-1/2STA__LF	6.6	3	5.14
	5	HFW5R-1/2STA__LF	7.6	4	6.14
	6	HFW6R-1/2STA__LF	8.6	5	7.14
	7	HFW7R-1/2STA__LF	9.6	6	8.14
	8	HFW8R-1/2STA__LF	10.6	7	9.14
	9	HFW9R-1/2STA__LF	11.6	8	10.14
	10	HFW10R-1/2STA__LF	12.6	9	11.14
	11	HFW11R-1/2STA__LF	13.6	10	12.14
	12	HFW12R-1/2STA__LF	14.6	11	13.14
	13	HFW13R-1/2STA__LF	15.6	12	14.14
	14	HFW14R-1/2STA__LF	16.6	13	15.14
	15	HFW15R-1/2STA__LF	17.6	14	16.14
	16	HFW16R-1/2STA__LF	18.6	15	17.14
	17	HFW17R-1/2STA__LF	19.6	16	18.14
	18	HFW18R-1/2STA__LF	20.6	17	19.14
	19	HFW19R-1/2STA__LF	21.6	18	20.14
	20	HFW20R-1/2STA__LF	22.6	19	21.14
	21	HFW21R-1/2STA__LF	23.6	20	22.14
	22	HFW22R-1/2STA__LF	24.6	21	23.14
	23	HFW23R-1/2STA__LF	25.6	22	24.14
	24	HFW24R-1/2STA__LF	26.6	23	25.14
	25	HFW25R-1/2STA__LF	27.6	24	26.14
	26	HFW26R-1/2STA__LF	28.6	25	27.14
	27	HFW27R-1/2STA__LF	29.6	26	28.14
*	28	HFW28R-1/2STA__LF	30.6	27	29.14
*	29	HFW29R-1/2STA__LF	31.6	28	30.14
	30	HFW30R-1/2STA__LF	32.6	29	31.14



NOTES

1. THIS PRODUCT IS THE CONNECTOR DESIGNED TO TERMINATE FPC AND COPES WITH AUTOMATIC MOUNTING (SMT).
2. SEE PART DRAWINGS FOR DIMENSIONS A~C.
3. PLEASE CONSULT US IN CASE OF USING PARTS WITH * MARK.

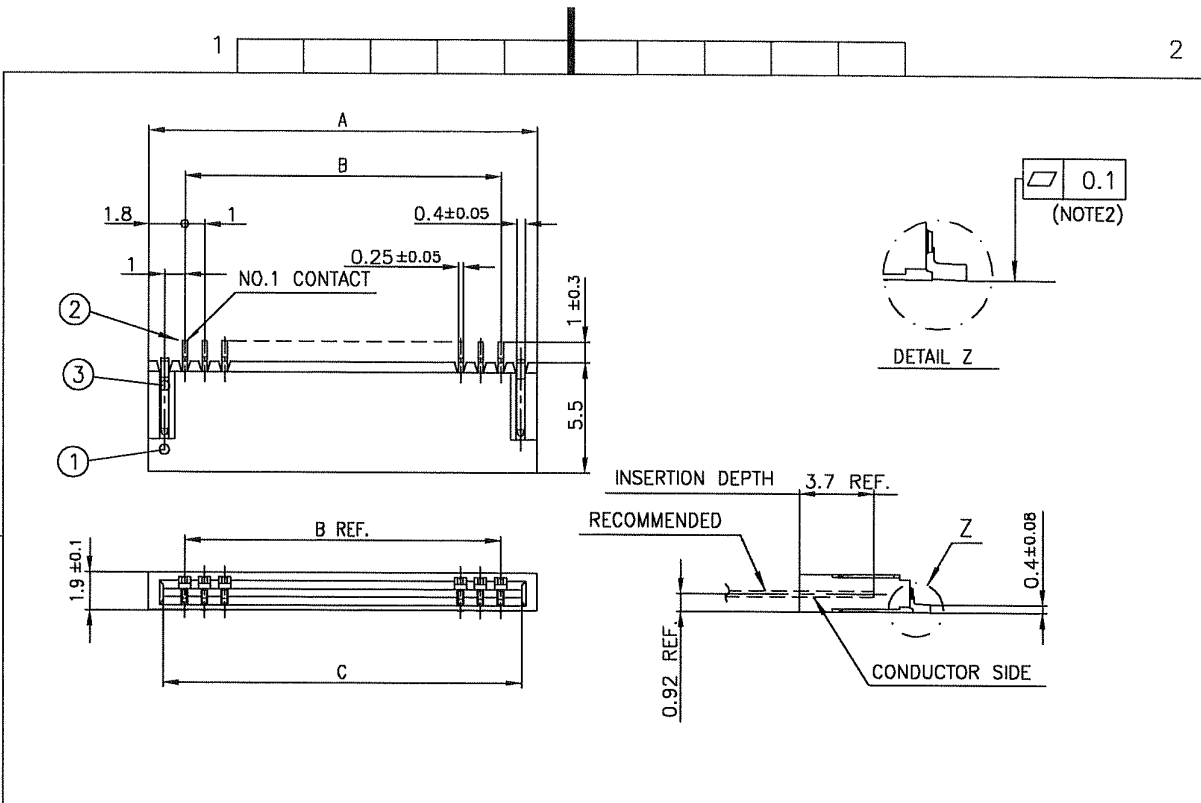
mat'l. code		surface 58 / tolerance ISO 1302 / ISO 406 / ISO 1101		projection		product family 58NF		CODE JP		
ltr	ecn no	dr	date	tolerances unless otherwise specified		title		sheet 1 of 1		
A	J05-0322	H.T	6/3/05	angles	linear	CAT NO.TABLE FOR 1mm SPACING SMT CONNECTOR (Cat.No. HFW__R-1/2STA__LF)		size A4		
B	J06-0413	H.T	10/4/06			scale X		sheet 1 of 1		
				dr	engr	FCI		dwg no JSA 96453		
				chr	appd			type Product Customer Drawing		
sheet index		revision sheet	B 1							Rev. B

SC-HFWR 03 JSA 96454 96455 96456 96457 96458 96459 form: A4



FCIconnect.com

Copyright FCI.



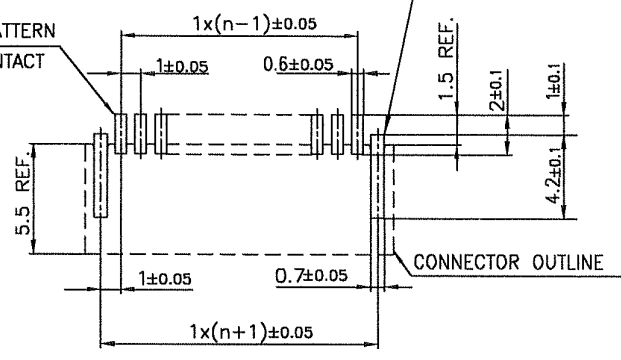
PT. NO.	PARTS NAME	MATERIAL	Q'TY	NOTE
1	HOUSING	PA6T RESIN GLASS REINFORCED (UL94V-0)	1	COLOR:BLACK
2	CONTACT	PHOSPHOR BRONZE	n	PLATING:GOLD
3	MOUNTING PLATE		2	PLATING:TIN

n : NO. OF CONTACTS

RECOMMENDED PC BOARD LAYOUT (COMPONENT SIDE)

PATTERN FOR MOUNTING PLATE FIXING

BASIC PATTERN NO.1 CONTACT POSITION



NOTES

1. THIS PRODUCT IS THE CONNECTOR DESIGNED TO TERMINATE FPC AND COPES WITH AUTOMATIC MOUNTING (SMT).
2. FLATNESS OF CONTACT TERMINAL FOR HOUSING MUST BE WITHIN TOLERANCE IN Z PORTION DETAILED DRAWING.
3. THIS PRODUCT IS LOWER CONTACT TYPE CONNECTOR.
4. THIS PRODUCT MEETS EUROPEAN UNION DIRECTIVES AND OTHER COUNTRY REGULATIONS AS DESCRIBED IN GS-22-008
5. THE HOUSING WILL WITHSTAND EXPOSURE TO 260°C PEAK TEMPERATURE FOR 10 SECONDS IN A REFLOW SOLDERING OVEN.

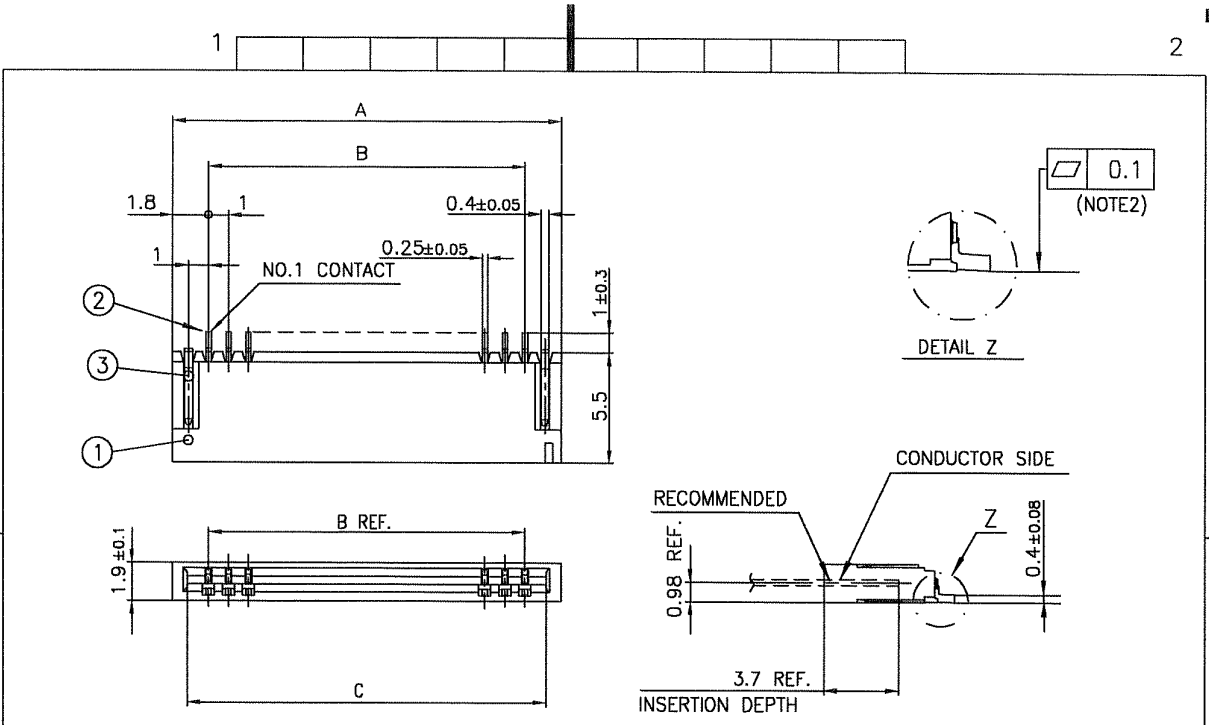
mat'l. code		surface 58 / tolerance ISO 1302 / ISO 406 / ISO 1101		projection		product family 58NF		CODE JP	
ltr	ecn no	dr	date	tolerances unless otherwise specified		title		1mm SPACING SURFACE MOUNT FPC CONNECTOR (Cat.No. HFW__R-1STA__LF)	
A	J05-0322	H.T	6/3/'05	angles	±0.2	mm		dwg no sheet 1 of 1 size	
B	J05-0732	H.T	10/28/'05	linear		scale X		JSA 96454 A4	
C	J06-0413	H.T	10/4/'06	dr		FCJ		type Product Customer Drawing	
sheet index		revision sheet	C 1	engr				Rev. C	

SC-HFWR 03 JSA96453 form: A4



FCIconnect.com

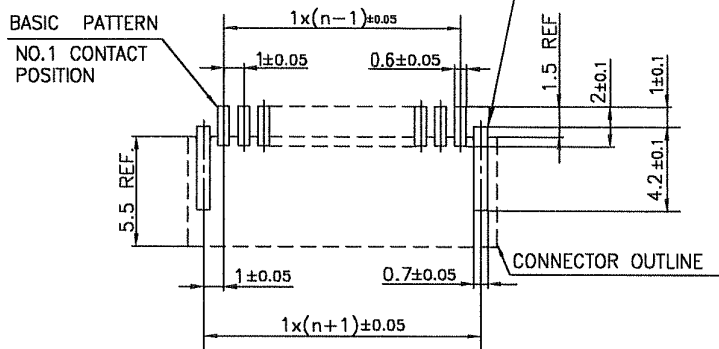
Copyright FCI.



PT. NO.	PARTS NAME	MATERIAL	Q'TY	NOTE
1	HOUSING	PA6T RESIN GLASS REINFORCED (UL94V-0)	1	COLOR:BLACK
2	CONTACT	PHOSPHOR BRONZE	n	PLATING:GOLD
3	MOUNTING PLATE		2	PLATING:TIN

n : NO. OF CONTACTS

RECOMMENDED PC BOARD LAYOUT (COMPONENT SIDE)



NOTES

- THIS PRODUCT IS THE CONNECTOR DESIGNED TO TERMINATE FPC AND COPES WITH AUTOMATIC MOUNTING (SMT).
- FLATNESS OF CONTACT TERMINAL FOR HOUSING MUST BE WITHIN TOLERANCE IN Z PORTION DETAILED DRAWING.
- THIS PRODUCT IS UPPER CONTACT TYPE CONNECTOR.
- THIS PRODUCT MEETS EUROPEAN UNION DIRECTIVES AND OTHER COUNTRY REGULATIONS AS DESCRIBED IN GS-22-008
- THE HOUSING WILL WITHSTAND EXPOSURE TO 260°C PEAK TEMPERATURE FOR 10 SECONDS IN A REFLOW SOLDERING OVEN.

mat'l. code		surface 58 / tolerance ISO 1302 ✓ / ISO 406 / ISO 1101		projection		product family 58NF		CODE JP	
ltr	ecn no	dr	date	tolerances unless otherwise specified		title			
A	J05-0322	H.T	6/3/'05	angles	±0.2	1mm SPACING SURFACE MOUNT FPC CONNECTOR			
B	J05-0732	H.T	10/28/'05	linear		(Cat.No. HFWR__R-2STA__LF)			
C	J06-0413	H.T	10/4/'06			scale X			
				dr	10/4/06	FCI		dwg no sheet 1 of 1 size	
				enr	10/14/06			JSA 96455 A4	
				chr	10/12/06			type Product Customer Drawing	
				app	10/12/06				
sheet index	revision	C							Rev. C
	sheet	1							

SC-HFWR 03 JSA96453 form: A4

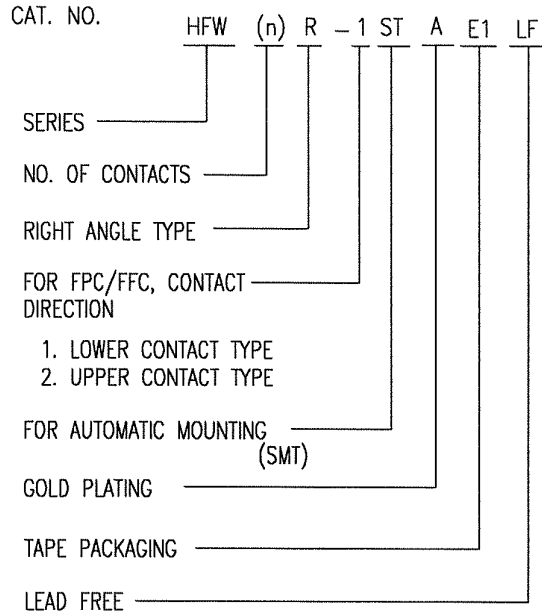


FCIconnect.com

Copyright FCI.

CAT. NO. & DIMENSIONS

(NOTE4)	NO. OF CONTACTS (n)	CAT. NO. (NOTE2)	DIMENSIONS (NOTE3)		
			E ± 5	F ± 0.3	G ± 0.1
	4	HFW4R-1/2STAE1LF	28.4	24	—
	5	HFW5R-1/2STAE1LF	28.4	24	—
	6	HFW6R-1/2STAE1LF	28.4	24	—
	7	HFW7R-1/2STAE1LF	28.4	24	—
	8	HFW8R-1/2STAE1LF	28.4	24	—
	9	HFW9R-1/2STAE1LF	28.4	24	—
	10	HFW10R-1/2STAE1LF	28.4	24	—
	11	HFW11R-1/2STAE1LF	28.4	24	—
	12	HFW12R-1/2STAE1LF	28.4	24	—
	13	HFW13R-1/2STAE1LF	28.4	24	—
	14	HFW14R-1/2STAE1LF	28.4	24	—
	15	HFW15R-1/2STAE1LF	36.4	32	28.4
	16	HFW16R-1/2STAE1LF	36.4	32	28.4
	17	HFW17R-1/2STAE1LF	36.4	32	28.4
	18	HFW18R-1/2STAE1LF	36.4	32	28.4
	19	HFW19R-1/2STAE1LF	48.4	44	40.4
	20	HFW20R-1/2STAE1LF	48.4	44	40.4
	21	HFW21R-1/2STAE1LF	48.4	44	40.4
	22	HFW22R-1/2STAE1LF	48.4	44	40.4
	23	HFW23R-1/2STAE1LF	48.4	44	40.4
	24	HFW24R-1/2STAE1LF	48.4	44	40.4
	25	HFW25R-1/2STAE1LF	48.4	44	40.4
	26	HFW26R-1/2STAE1LF	48.4	44	40.4
	27	HFW27R-1/2STAE1LF	48.4	44	40.4
*	28	HFW28R-1/2STAE1LF	48.4	44	40.4
*	29	HFW29R-1/2STAE1LF	48.4	44	40.4
	30	HFW30R-1/2STAE1LF	60.4	56	52.4

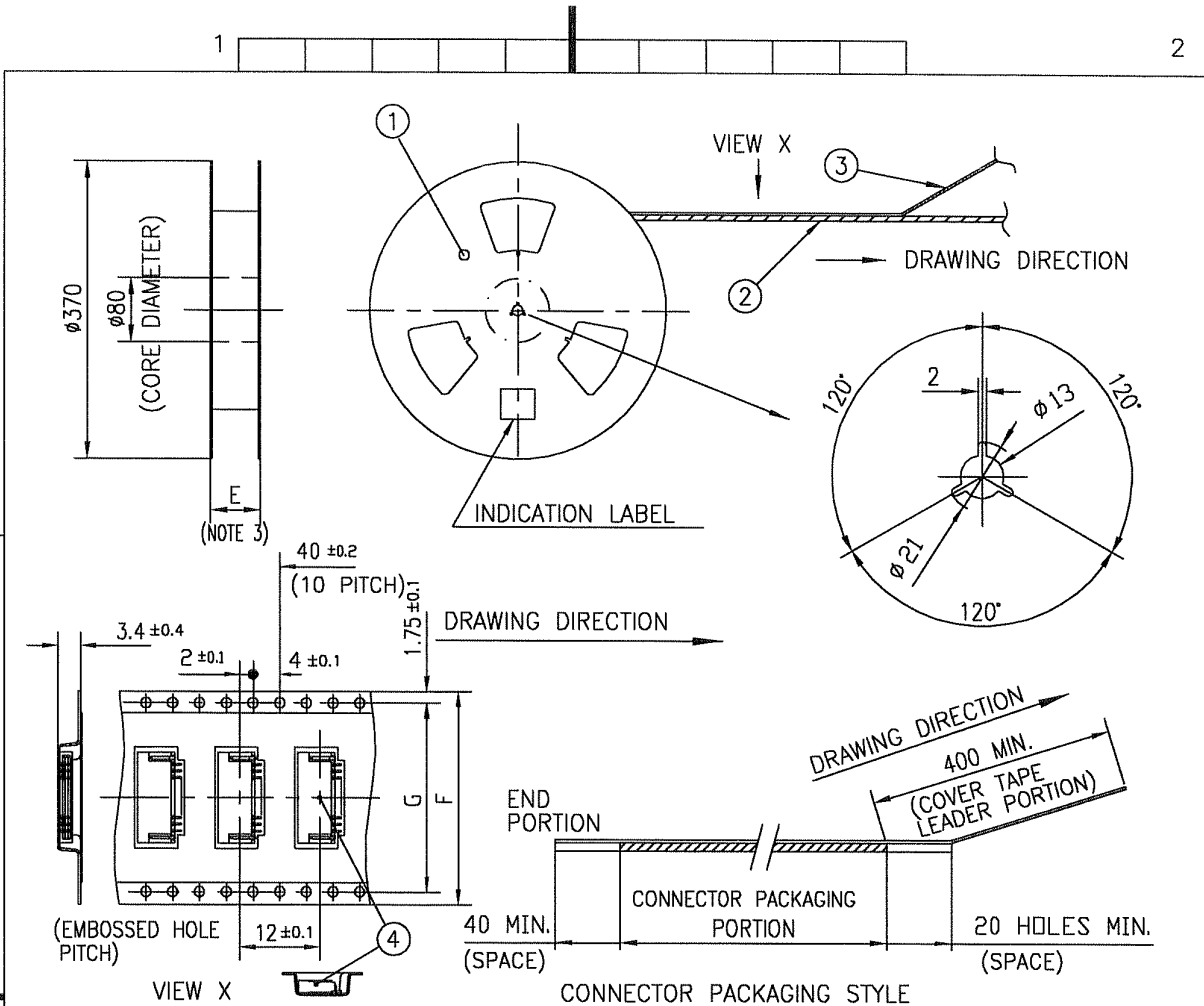


NOTES

1. THIS PRODUCT IS THE CONNECTOR DESIGNED TO TERMINATE FPC AND COPE WITH AUTOMATIC MOUNTING (SMT).
2. THIS CATALOG NO. INDICATES PLASTIC TAPE PACKAGED CONNECTOR.
3. SEE PART DRAWINGS FOR DIMENSIONS E~G.
4. PLEASE CONSULT US IN CASE OF USING PARTS WITH * MARK.

mat'l. code			surface 58 / tolerance ISO 1302 ✓ / ISO 406 / ISO 1101		projection	product family 58NF	CODE JP
ltr	ecn no	dr	date		tolerances unless otherwise specified	title	
A	J05-0322	H.T	6/3/'05		angles	CAT. NO. TABLE FOR PLASTIC TAPE PACKAGED 1mm SPACING SMT CONN (Cat.No. HFW__R-1/2STAE1LF)	
B	J06-0413	H.T	10/4/'06		linear	mm	
						scale X	
		dr	12/12/06				
		enr	10/10/06				
		chr	12/12/06				
		appd	12/12/06				
sheet index	revision B	sheet 1			dwg no JSA 96456		sheet 1 of 1 size A4
					type Product Customer Drawing		Rev. B

SC-HFWR03 JSA96453 form: A4



PT. NO.	PARTS NAME	CAT. NO.	MATERIAL	Q'TY	NOTE
1	REEL	—	CARDBOARD	1	COLOR:WHITE
2	PLASTIC (EMBOSSD) TAPE	—	PET	—	COLOR:TRANSPARENCY
3	COVER	—	POLYESTER	—	COLOR:TRANSPARENCY
4	CONNECTOR	HFW__R-1STA__LF	SEE ATTACHED DWG.	2000	LOWER CONTACT TYPE

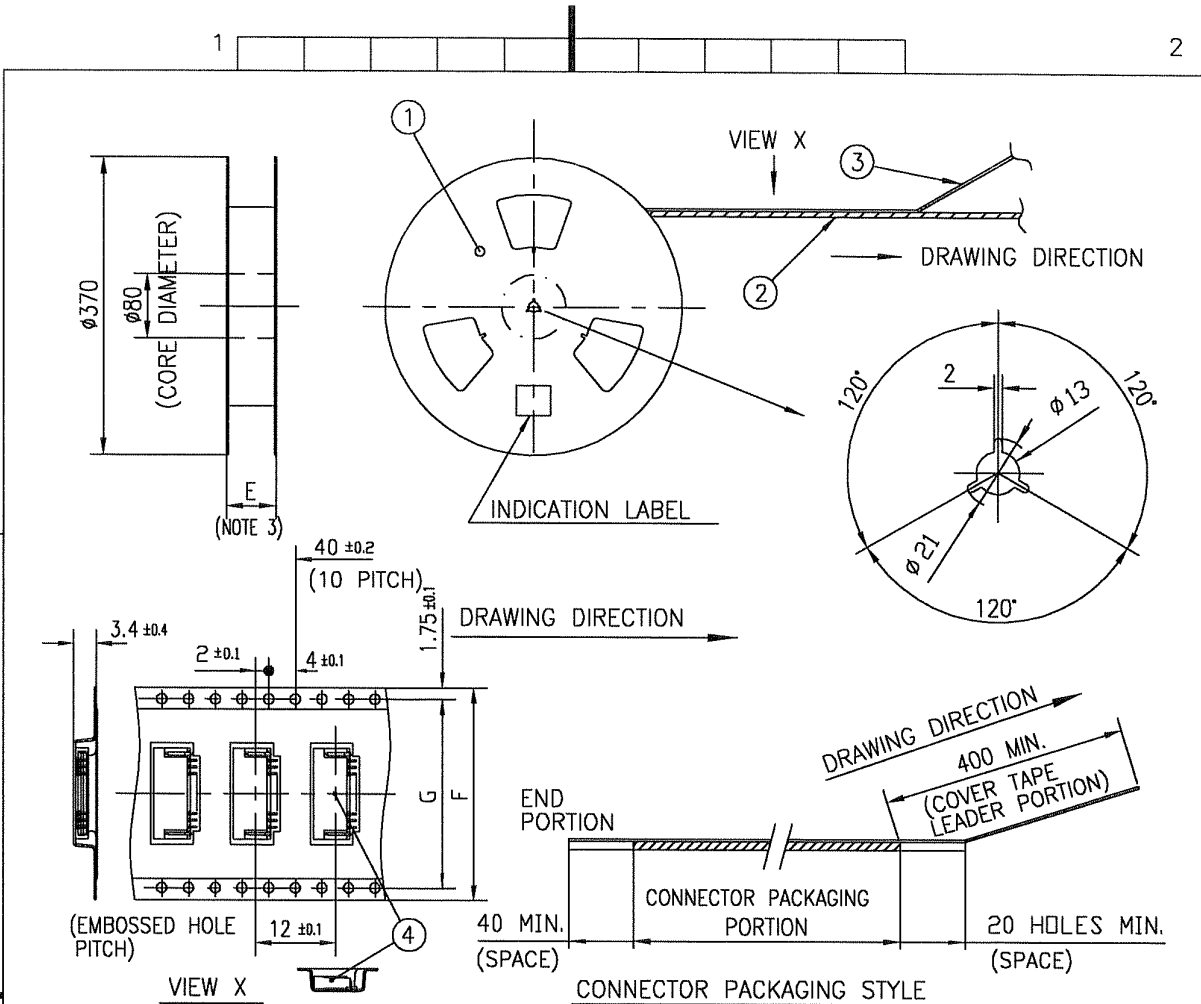
NOTES

1. THIS IS PLASTIC TAPE PACKAGED CONNECTOR DESIGNED TO TERMINATE FPC AND COPES WITH AUTOMATIC MOUNTING (SMT).
2. SEE JIS C 0806 (PACKING OF ELECTRONIC COMPONENTS ON CONTINUOUS TAPES (SURFACE MOUNTING DEVICES)) FOR SHAPE AND DIMENSIONS OF PLASTIC (EMBOSSD) TAPE AND REEL.
3. E DIMENSION IS PORTION OF THE CORE.

mat'l. code		surface 58 ISO 1302		tolerance ISO 406 ISO 1101		projection		product family 58NF		CODE JP	
ltr		ecn no dr		date		tolerances unless otherwise specified		title			
A		J05-0322 H.T		6/3/'05		angles ±5		1mm SPACING SMT CONNECTOR			
B		J06-0413 H.T		10/4/'06		linear		(Cat.No. HFW__R-1STAE1LF)			
						±5'		scale X			
		dr		10/4/06				FCI		dwg no sheet 1 of 1 size	
		enr		10/4/06						JSA 96457 A4	
		chr		10/12/06							
		appd		10/12/06							
sheet index		revision B		sheet 1				type Product Customer Drawing		Rev. B	

SC-HFWR 03 JSA96453
form: A4

FCI
 FCIconnect.com
 Copyright FCI.



PT. NO.	PARTS NAME	CAT. NO.	MATERIAL	Q'TY	NOTE
1	REEL	—	CARDBOARD	1	COLOR:WHITE
2	PLASTIC (EMBOSSD) TAPE	—	PET	—	COLOR:TRANSPARENCY
3	COVER	—	POLYESTER	—	COLOR:TRANSPARENCY
4	CONNECTOR	HFW__R-2STA__-LF	SEE ATTACHED DWG.	2000	UPPER CONTACT TYPE

NOTES

1. THIS IS PLASTIC TAPE PACKAGED CONNECTOR DESIGNED TO TERMINATE FPC AND COPES WITH AUTOMATIC MOUNTING (SMT).
2. SEE JIS C 0806 (PACKING OF ELECTRONIC COMPONENTS ON CONTINUOUS TAPES (SURFACE MOUNTING DEVICES)) FOR SHAPE AND DIMENSIONS OF PLASTIC (EMBOSSD) TAPE AND REEL.
3. E DIMENSION IS PORTION OF THE CORE.

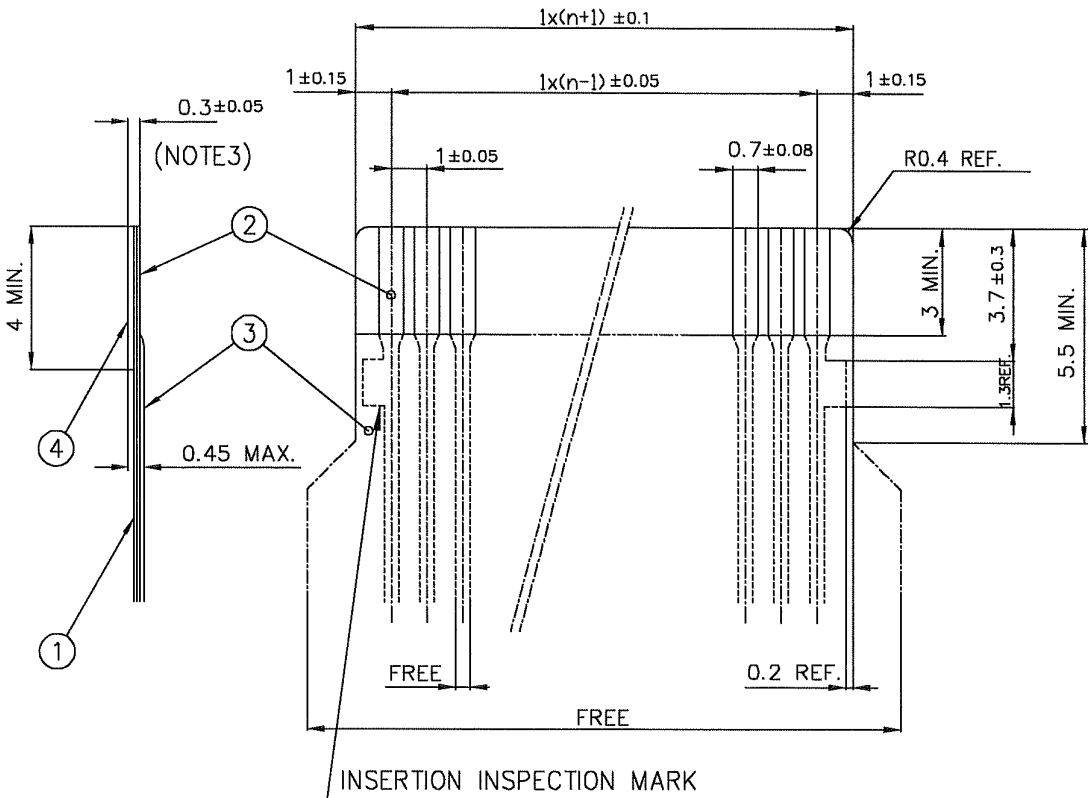
mat'l. code		surface 58 / tolerance ISO 1302 / ISO 406 / ISO 1101		projection	product family 58NF	CODE JP
ltr	ecn no dr	date		mm	title 1mm SPACING SMT CONNECTOR (Cat.No. HFW__R-2STAE1LF)	
A	J05-0322	H.T	6/3/'05			
B	J06-0413	H.T	10/4/'06	scale X	dwg no sheet 1 of 1 size JSA 96458 A4	
		angles	linear			
		±5'			type Product Customer Drawing	
		dr	engr	chr		
sheet index	revision B	sheet 1				Rev. B

SC-HFWR 03 JSA96453 form: A4

FCI
 FCIconnect.com
 Copyright FCI.

RECOMMENDED CABLE (FPC)

n : NO. OF CONDUCTORS



PT. NO.	DESCRIPTION	MATERIAL	THICKNESS (μm)
1	BASE FILM	POLYIMIDE OR POLYESTER OR EQUIVALENT	25
2	CONDUCTOR	COPPER FOIL(PLATING : GOLD)	35
3	OVERLAY	POLYIMIDE OR POLYESTER OR EQUIVALENT	—
4	SUPPORTING TAPE	POLYESTER OR POLYIMIDE OR EQUIVALENT	188

NOTES

1. NO BURR AT EACH PORTION.
2. NO PEELING IN COMMON USE.
3. TOTAL THICKNESS LIMIT OF EACH MATERIAL (INCLUDING ADHESIVE AGENT) IS SPECIFIED.

mat'l. code				surface 58 / tolerance ISO 1302 ✓ / ISO 406 / ISO 1101		projection		product family 58NF		CODE JP	
litr ecn no dr date				tolerances unless otherwise specified		mm		title			
A J05-0322 H.T 6/2/'05				angles		mm		RECOMMENDED CABLE			
B J06-007B H.T 3/1/'06				linear		mm		HFW__R-1/2STA__			
C J06-0413 H.T 10/4/'06						scale X		dwg no sheet 1 of 1 size			
				dr		FCJ		JSA 96459 A4			
				enr				type Product Customer Drawing			
				chr							
				appd							
sheet index		revision sheet		c						Rev. c	

form: A4

1

2



FCconnect.com

Copyright FCI.