



FCIconnect.com

Copyright FCI.

1

2

List of "HFW\_\_R-1/2STZE1LF" customer document

DOCUMENT NO.	LIST
SC-HFWR04	SPEC.
JSA96791	CAT.NO.TABLE FOR 1mm SPACING SMT CONNECTOR (HFW__R-1/2STZ__LF)
JSA96792	1mm SPACING SURFACE MOUNT FPC CONNECCTOR (HFW__R-1STZ_LF)
JSA96793	1mm SPACING SURFACE MOUNT FPC CONNECCTOR (HFW__R-2STZ_LF)
JSA96794	CAT.NO.TABLE FOR PLASTIC TAPE PACKAGED 1mm SPACING SMT CONN.(HFW__R-1/2STZE1LF)
JSA96795	1mm SPACING SMT CONNECTOR (HFW__R-1STZE1LF)
JSA96796	1mm SPACING SMT CONNECTOR (HFW__R-2STZE1LF)
JSA93573	RECOMMENDED CABLE (FPC) (HFW__R-1/2_____)
JSA93574	RECOMMENDED CABLE (FFC) (HFW__R-1/2_____)
BJM-HFWR101	HANDLING PROCEDURES

mat'l. code				surface 58 / tolerance ISO 406 ISO 1101		projection		product family 58NF		CODE JP			
ltr		ecn no		dr		date		tolerances unless otherwise specified		title			
A		J05-0653		H.T		10/12/05		angles		1mm SPACING FPC/FFC CONNECTOR DOCUMENT LIST			
B		J06-0413		H.T		10/4/06		linear		(Cat. No. : HFW__R-1/2STZE1LF)			
								mm		scale X			
				dr		10/14/06				dwg no sheet 1 of 1 size			
				enr		10/20/06				JSA 96790		A4	
				chr		10/12/06				type Product Customer Drawing			
				appd		10/12/06							
sheet index		revision sheet		B		1				Rev. B			

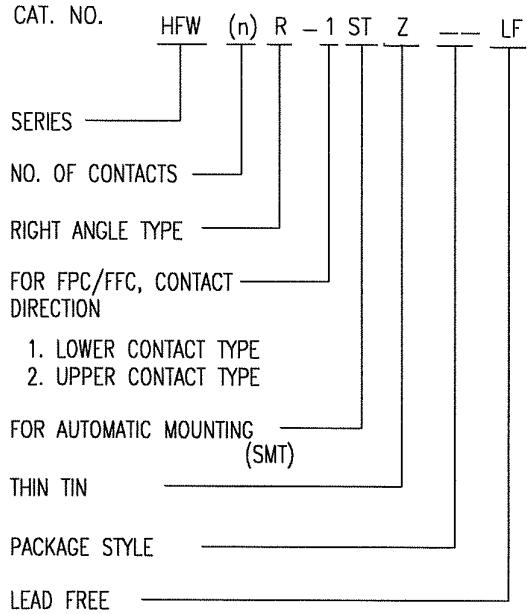
form: A4

1

2

CAT. NO. & DIMENSIONS

(NOTE3)	NO. OF CONTACTS (n)	CAT. NO.	DIMENSIONS (NOTE2)		
			A ± 0.2	B ± 0.2	C ± 0.1
	4	HFW4R-1/2STZ__LF	6.6	3	5.14
	5	HFW5R-1/2STZ__LF	7.6	4	6.14
	6	HFW6R-1/2STZ__LF	8.6	5	7.14
	7	HFW7R-1/2STZ__LF	9.6	6	8.14
	8	HFW8R-1/2STZ__LF	10.6	7	9.14
	9	HFW9R-1/2STZ__LF	11.6	8	10.14
	10	HFW10R-1/2STZ__LF	12.6	9	11.14
	11	HFW11R-1/2STZ__LF	13.6	10	12.14
	12	HFW12R-1/2STZ__LF	14.6	11	13.14
	13	HFW13R-1/2STZ__LF	15.6	12	14.14
	14	HFW14R-1/2STZ__LF	16.6	13	15.14
	15	HFW15R-1/2STZ__LF	17.6	14	16.14
	16	HFW16R-1/2STZ__LF	18.6	15	17.14
	17	HFW17R-1/2STZ__LF	19.6	16	18.14
	18	HFW18R-1/2STZ__LF	20.6	17	19.14
	19	HFW19R-1/2STZ__LF	21.6	18	20.14
	20	HFW20R-1/2STZ__LF	22.6	19	21.14
	21	HFW21R-1/2STZ__LF	23.6	20	22.14
	22	HFW22R-1/2STZ__LF	24.6	21	23.14
	23	HFW23R-1/2STZ__LF	25.6	22	24.14
	24	HFW24R-1/2STZ__LF	26.6	23	25.14
	25	HFW25R-1/2STZ__LF	27.6	24	26.14
	26	HFW26R-1/2STZ__LF	28.6	25	27.14
	27	HFW27R-1/2STZ__LF	29.6	26	28.14
*	28	HFW28R-1/2STZ__LF	30.6	27	29.14
*	29	HFW29R-1/2STZ__LF	31.6	28	30.14
	30	HFW30R-1/2STZ__LF	32.6	29	31.14

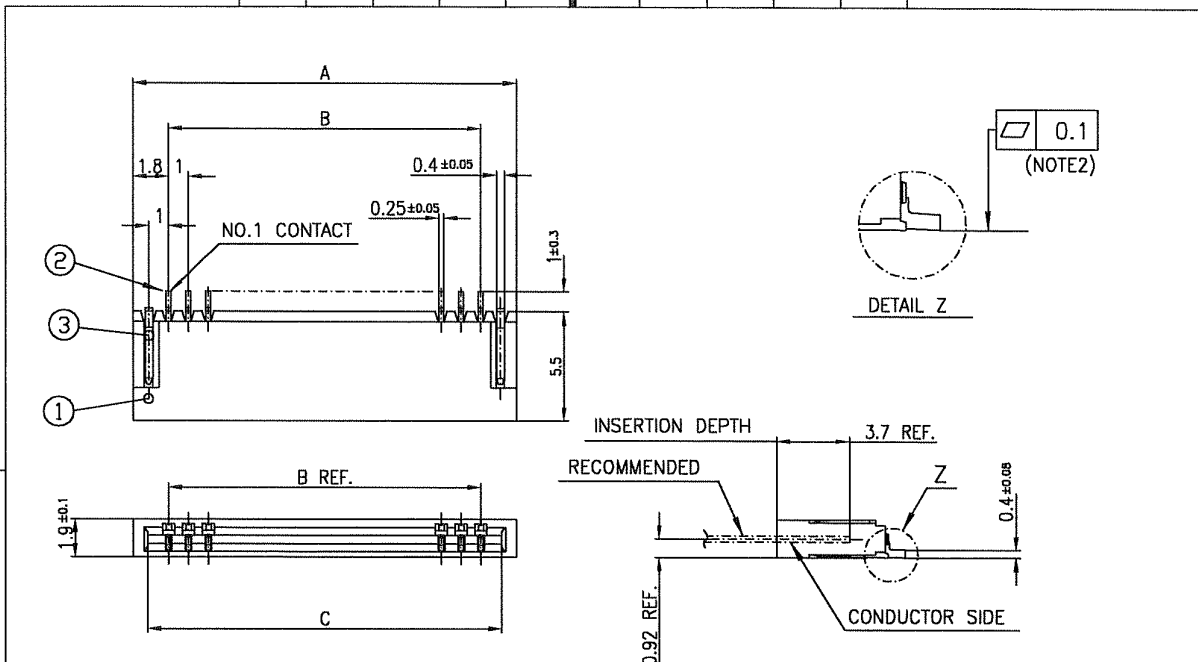


NOTES

1. THIS PRODUCT IS THE CONNECTOR DESIGNED TO TERMINATE FPC AND COPE WITH AUTOMATIC MOUNTING (SMT).
2. SEE PART DRAWINGS FOR DIMENSIONS A~C.
3. PLEASE CONSULT US IN CASE OF USING PARTS WITH \* MARK.

mat'l. code		surface 58 / tolerance ISO 1302 / ISO 406 / ISO 1101		projection		product family 58NF		CODE JP	
ltr	ecn no	dr	date	tolerances unless otherwise specified		title		CAT NO.TABLE FOR 1mm SPACING SMT CONNECTOR (Cat.No. HFW__R-1/2STZ__LF)	
A	J05-0653	H.T	10/12/05	angles	linear	mm		dwg no JSA 96791 sheet 1 of 1 size A4	
B	J06-0413	H.T	10/4/06			scale X		type Product Customer Drawing	
sheet index		revision sheet	B 1	dr: 10/4/06, engr: 10/4/06, chr: 10/12/06, appd: 10/12/06		FCI		Rev. B	

SC-HFWR 04 JSA 96792 96793 96794 96795 96796 93573 93574 form: A4

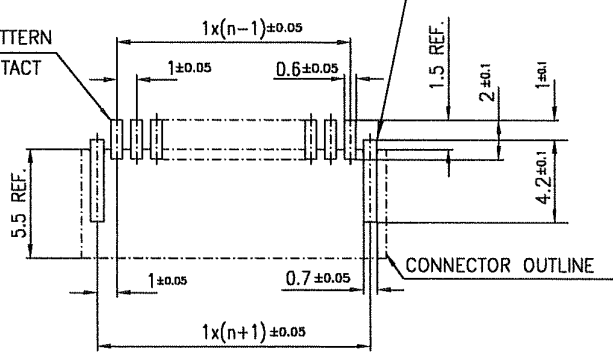


PT. NO.	PARTS NAME	MATERIAL	Q'TY	NOTE
1	HOUSING	PA6T RESIN GLASS REINFORCED (UL94V-0)	1	COLOR:BLACK
2	CONTACT	PHOSPHOR BRONZE	n	CONTACT POINT:THIN TIN
3	MOUNTING PLATE		2	TIN

n : NO. OF CONTACTS

RECOMMENDED PC BOARD LAYOUT (COMPONENT SIDE)

BASIC PATTERN  
NO.1 CONTACT POSITION



NOTES

1. THIS PRODUCT IS THE CONNECTOR DESIGNED TO TERMINATE FPC AND COPE WITH AUTOMATIC MOUNTING (SMT).
2. FLATNESS OF CONTACT TERMINAL FOR HOUSING MUST BE WITHIN TOLERANCE IN Z PORTION DETAILED DRAWING.
3. THIS PRODUCT IS LOWER CONTACT TYPE CONNECTOR.
4. THIS PRODUCT MEETS EUROPEAN UNION DIRECTIVES AND OTHER COUNTRY REGULATIONS AS DESCRIBED IN GS-22-008
5. THE HOUSING WILL WITHSTAND EXPOSURE TO 260°C PEAK TEMPERATURE FOR 10 SECONDS IN A REFLOW SOLDERING OVEN

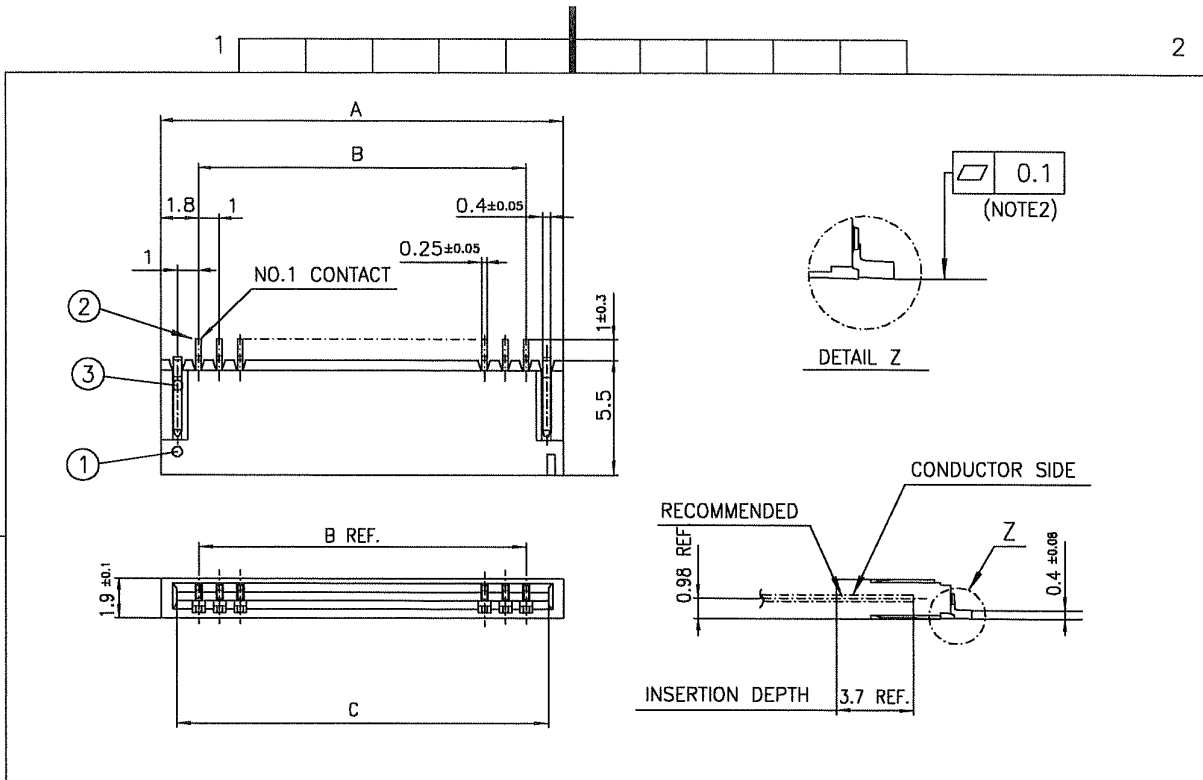
mat'l. code		surface 58 / tolerance ISO 1302 ✓ / ISO 406 / ISO 1101		projection		product family 58NF		CODE JP		
ltr	ecn no	dr	date	tolerances unless otherwise specified		title		1mm SPACING SURFACE MOUNT FPC CONNECTOR (Cat.No. HFWR__R-1STZ__LF)		
A	J05-0653	H.T	10/12/05	angles	linear ±0.2	mm		dwg no sheet 1 of 1 size		
B	J06-0413	H.T	10/4/06			scale X		JSA 96792 A4		
		dr	10/4/06			FCI		type Product Customer Drawing		
		enr	10/4/06							
		chr	10/12/06							
		appd	10/12/06							
sheet index	revision B	sheet 1								Rev. B

SC-HFWR 04 JSA96791 form: A4



FCIconnect.com

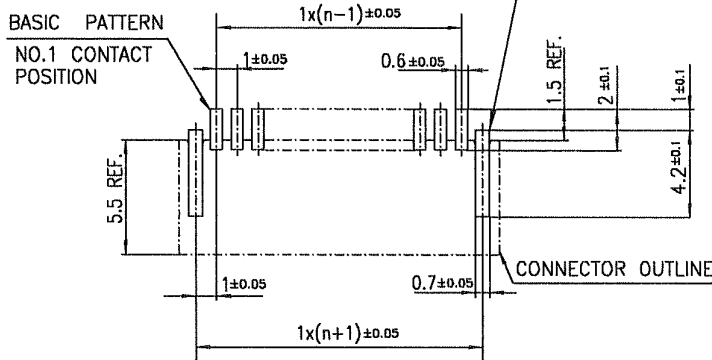
Copyright FCI.



PT. NO.	PARTS NAME	MATERIAL	Q'TY	NOTE
1	HOUSING	PA6T RESIN GLASS REINFORCED (UL94V-0)	1	COLOR:BLACK
2	CONTACT	PHOSPHOR BRONZE	n	CONTACT POINT:THIN TIN
3	MOUNTING PLATE		2	TIN

n : NO. OF CONTACTS

RECOMMENDED PC BOARD LAYOUT  
(COMPONENT SIDE)



- NOTES
1. THIS PRODUCT IS THE CONNECTOR DESIGNED TO TERMINATE FPC AND COPES WITH AUTOMATIC MOUNTING (SMT).
  2. FLATNESS OF CONTACT TERMINAL FOR HOUSING MUST BE WITHIN TOLERANCE IN Z PORTION DETAILED DRAWING.
  3. THIS PRODUCT IS UPPER CONTACT TYPE CONNECTOR.
  4. THIS PRODUCT MEETS EUROPEAN UNION DIRECTIVES AND OTHER COUNTRY REGULATIONS AS DESCRIBED IN GS-22-008
  5. THE HOUSING WILL WITHSTAND EXPOSURE TO 260°C PEAK TEMPERATURE FOR 10 SECONDS IN A REFLOW SOLDERING OVEN

mat'l. code				surface 58 / ISO 1302		tolerance ISO 406 / ISO 1101		projection		product family 58NF		CODE JP	
ltr ecn no dr date				tolerances unless otherwise specified		±0.2		mm		title			
A J05-0653 H.T 10/12/05				angles				scale X		1mm SPACING SURFACE MOUNT FPC CONNECTOR (Cat.No. HFW__R-2STZ__LF)			
B J06-0413 H.T 10/4/06				linear						dwg no		sheet 1 of 1 size	
				dr		10/12/06				JSA 96793		A4	
				engr		10/12/06				type		Product Customer Drawing	
				chr		10/12/06							
				appd		10/12/06							
sheet index		revision B		sheet 1								Rev. B	

SC-HFWR 04 JSA96791  
form: A4

1

2

FCJ

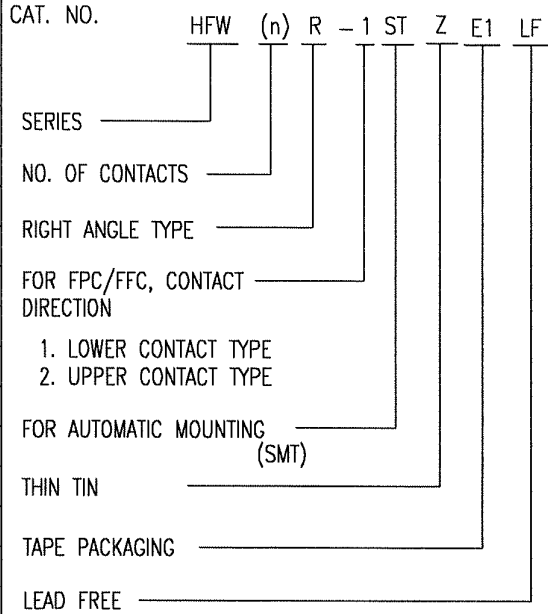
FCIconnect.com

Copyright FCI.

FCJ

CAT. NO. & DIMENSIONS

(NOTE4)	NO. OF CONTACTS (n)	CAT. NO. (NOTE2)	DIMENSIONS (NOTE3)		
			E ± 0.5	F ± 0.3	G ± 0.1
	4	HFW4R-1/2STZE1LF	28.4	24	—
	5	HFW5R-1/2STZE1LF	28.4	24	—
	6	HFW6R-1/2STZE1LF	28.4	24	—
	7	HFW7R-1/2STZE1LF	28.4	24	—
	8	HFW8R-1/2STZE1LF	28.4	24	—
	9	HFW9R-1/2STZE1LF	28.4	24	—
	10	HFW10R-1/2STZE1LF	28.4	24	—
	11	HFW11R-1/2STZE1LF	28.4	24	—
	12	HFW12R-1/2STZE1LF	28.4	24	—
	13	HFW13R-1/2STZE1LF	28.4	24	—
	14	HFW14R-1/2STZE1LF	28.4	24	—
	15	HFW15R-1/2STZE1LF	36.4	32	28.4
	16	HFW16R-1/2STZE1LF	36.4	32	28.4
	17	HFW17R-1/2STZE1LF	36.4	32	28.4
	18	HFW18R-1/2STZE1LF	36.4	32	28.4
	19	HFW19R-1/2STZE1LF	48.4	44	40.4
	20	HFW20R-1/2STZE1LF	48.4	44	40.4
	21	HFW21R-1/2STZE1LF	48.4	44	40.4
	22	HFW22R-1/2STZE1LF	48.4	44	40.4
	23	HFW23R-1/2STZE1LF	48.4	44	40.4
	24	HFW24R-1/2STZE1LF	48.4	44	40.4
	25	HFW25R-1/2STZE1LF	48.4	44	40.4
	26	HFW26R-1/2STZE1LF	48.4	44	40.4
	27	HFW27R-1/2STZE1LF	48.4	44	40.4
*	28	HFW28R-1/2STZE1LF	48.4	44	40.4
*	29	HFW29R-1/2STZE1LF	48.4	44	40.4
	30	HFW30R-1/2STZE1LF	60.4	56	52.4



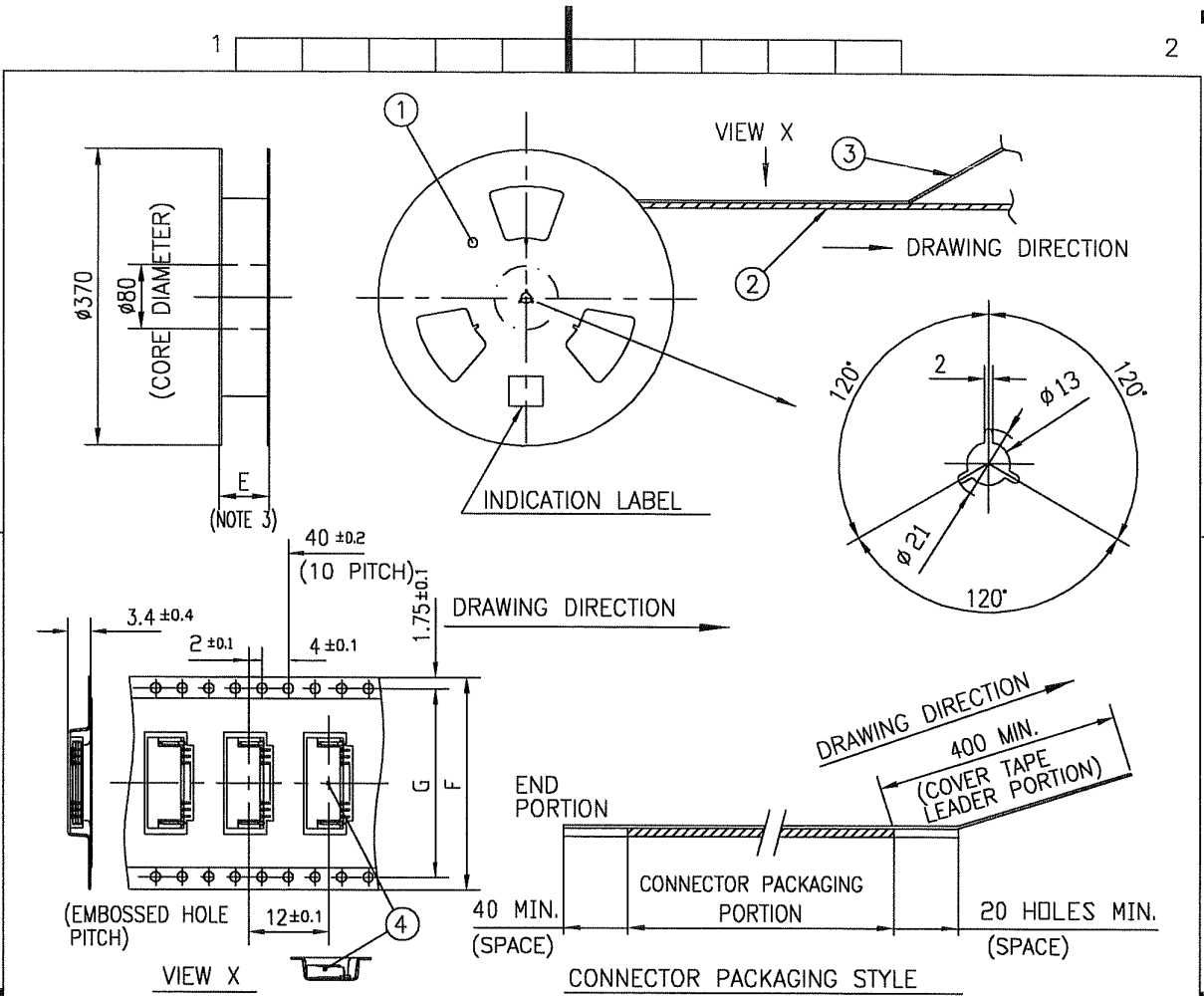
NOTES

1. THIS PRODUCT IS THE CONNECTOR DESIGNED TO TERMINATE FPC AND COPE WITH AUTOMATIC MOUNTING (SMT).
2. THIS CATALOG NO. INDICATES PLASTIC TAPE PACKAGED CONNECTOR.
3. SEE PART DRAWINGS FOR DIMENSIONS E~G.
4. PLEASE CONSULT US IN CASE OF USING PARTS WITH \* MARK.

mat'l. code		surface 5B / tolerance ISO 1302 ✓ / ISO 406 / ISO 1101		projection		product family 58NF		CODE JP	
ltr	ecn no	dr	date	tolerances unless otherwise specified		title		CAT. NO. TABLE FOR PLASTIC TAPE PACKAGED 1mm SPACING SMT CONN (Cat.No. HFW__R-1/2STZE1LF)	
A	J05-0653	H.T	10/12/05	angles	linear	mm		scale X	
B	J06-0413	H.T	10/4/06			FCI		dwg no sheet 1 of 1 size A4	
		dr	10/11/06			JSA 96794		type Product Customer Drawing	
		enr	10/12/06						
		chr	10/12/06						
		appd	10/12/06						
sheet index	revision B	sheet	1					Rev. B	

SC-HFWR04 JSA96791 form: A4





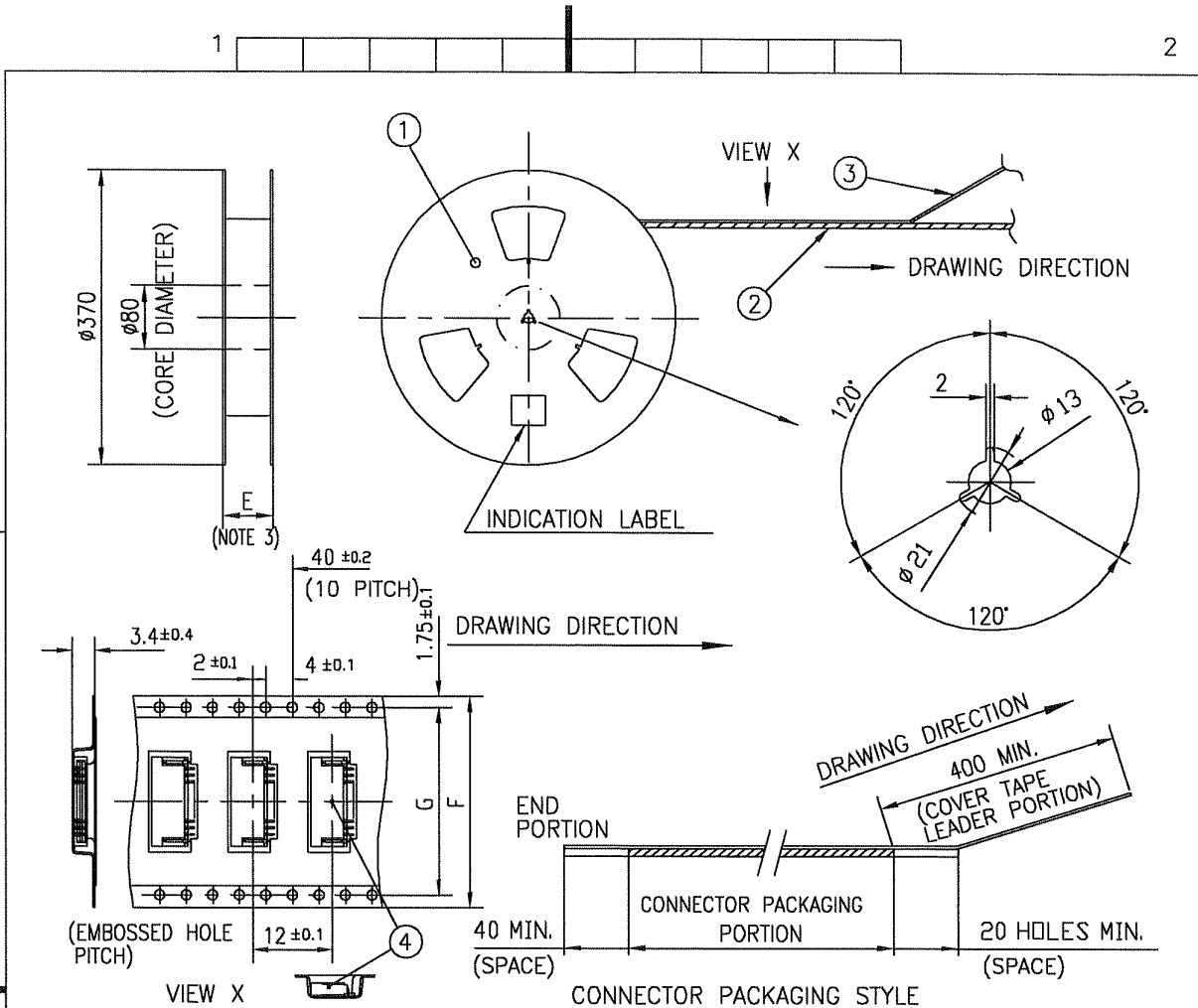
PT. NO.	PARTS NAME	CAT. NO.	MATERIAL	Q'TY	NOTE
1	REEL	---	CARDBOARD	1	COLOR:WHITE
2	PLASTIC (EMBOSSED) TAPE	---	PET	---	COLOR:TRANSPARENCY
3	COVER	---	POLYESTER	---	COLOR:TRANSPARENCY
4	CONNECTOR	HFWR__R-1STZ__LF	SEE ATTACHED DWG.	2000	LOWER CONTACT TYPE

- NOTES
- THIS IS PLASTIC TAPE PACKAGED CONNECTOR DESIGNED TO TERMINATE FPC AND COPES WITH AUTOMATIC MOUNTING (SMT).
  - SEE JIS C 0806 (PACKING OF ELECTRONIC COMPONENTS ON CONTINUOUS TAPES (SURFACE MOUNTING DEVICES)) FOR SHAPE AND DIMENSIONS OF PLASTIC (EMBOSSED) TAPE AND REEL.
  - E DIMENSION IS PORTION OF THE CORE.

mat'l. code		surface 58 / tolerance ISO 1302 ✓ / ISO 406 / ISO 1101		projection		product family 58NF		CODE JP	
ltr	ecn no	dr	date	tolerances unless otherwise specified		title			
A	J05-0653	H.T	10/12/05	angles	±5	1mm SPACING SMT CONNECTOR			
B	J06-0413	H.T	10/4/06	linear		(Cat.No. HFWR__R-1STZ1LF)			
				±5'		scale X		dwg no sheet 1 of 1 size	
		dr	10/14/06					JSA 96795	
		enr	10/4/06					A4	
		chr	10/12/06						
		appd	10/12/06						
sheet index	revision B	sheet 1				type Product Customer Drawing			Rev B

SC-HFWR 04 JSA96791 form: A4

Copyright FCI. FCIconnect.com



PT. NO.	PARTS NAME	CAT. NO.	MATERIAL	Q'TY	NOTE
1	REEL	_____	CARDBOARD	1	COLOR:WHITE
2	PLASTIC (EMBOSSSED) TAPE	_____	PET	—	COLOR:TRANSPARENCY
3	COVER	_____	POLYESTER	—	COLOR:TRANSPARENCY
4	CONNECTOR	HFWR__R-2STZ__-LF	SEE ATTACHED DWG.	2000	UPPER CONTACT TYPE

NOTES

1. THIS IS PLASTIC TAPE PACKAGED CONNECTOR DESIGNED TO TERMINATE FPC AND COPES WITH AUTOMATIC MOUNTING (SMT).
2. SEE JIS C 0806 (PACKING OF ELECTRONIC COMPONENTS ON CONTINUOUS TAPES (SURFACE MOUNTING DEVICES)) FOR SHAPE AND DIMENSIONS OF PLASTIC (EMBOSSSED) TAPE AND REEL.
3. E DIMENSION IS PORTION OF THE CORE.

mat'l. code		surface 58 / tolerance ISO 1302 / ISO 406 / ISO 1101		projection		product family 58NF		CODE JP	
ltr	ecn no	dr	date	tolerances unless otherwise specified		mm	title 1mm SPACING SMT CONNECTOR (Cat.No. HFWR__R-2STZE1LF)		
A	J05-0653	H.T	10/12/05	angles	±5				
B	J06-0413	H.T	10/4/06	linear	±5'	scale X	dwg no		sheet 1 of 1
sheet index		revision B	sheet 1	dr	10/14/06		JSA 96796		size A4
				engr	10/14/06		type Product Customer Drawing		
				chr	10/12/06				
				appd	10/12/06				

SC-HFWR 04 JSA96791  
form: A4

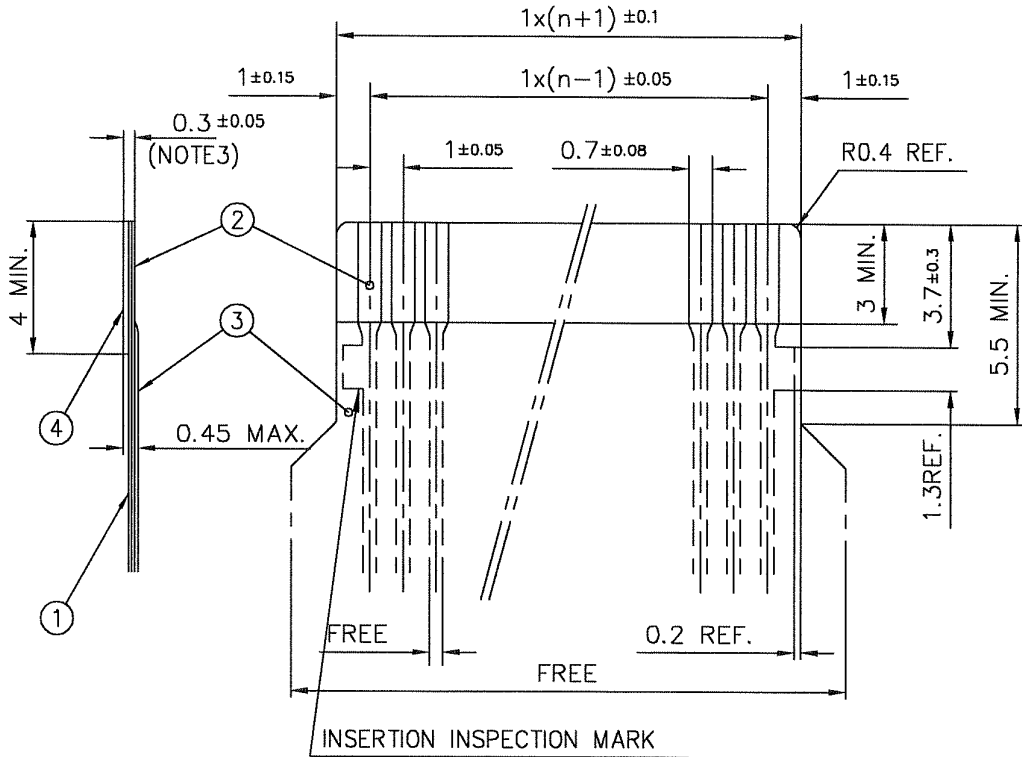


FCIconnect.com

Copyright FCI.

RECOMMENDED CABLE (FPC)

n : NO. OF CONDUCTORS



PT. NO.	DESCRIPTION	MATERIAL	THICKNESS (μm)
1	BASE FILM	POLYIMIDE OR POLYESTER OR EQUIVALENT	25
2	CONDUCTOR	COPPER FOIL(PLATING : SOLDER 1μm MIN.)	35
3	OVERLAY	POLYIMIDE OR POLYESTER OR EQUIVALENT	—
4	SUPPORTING TAPE	POLYESTER OR POLYIMIDE OR EQUIVALENT	188

NOTES

1. NO BURR AT EACH PORTION.
2. NO PEELING IN COMMON USE.
3. TOTAL THICKNESS LIMIT OF EACH MATERIAL (INCLUDING ADHESIVE AGENT) IS SPECIFIED.

mat'l. code		surface 58 / tolerance ISO 1302 ✓ / ISO 406 / ISO 1101		projection		product family 58NF		CODE JP	
ltr ecn no dr date		tolerances unless otherwise specified		mm		title			
A J06-0413 H.T 10/4/'06		angles linear		mm		RECOMMENDED CABLE (Cat. No. HFW__R-1/2__)			
		dr		scale X		dwg no		sheet 1 of 1 size	
		enr		FCI		JSA 93573		A4	
		chr				type Product Customer Drawing			
		appd							
sheet index		revision A						Rev. A	
1		1							

form: A4

1

2



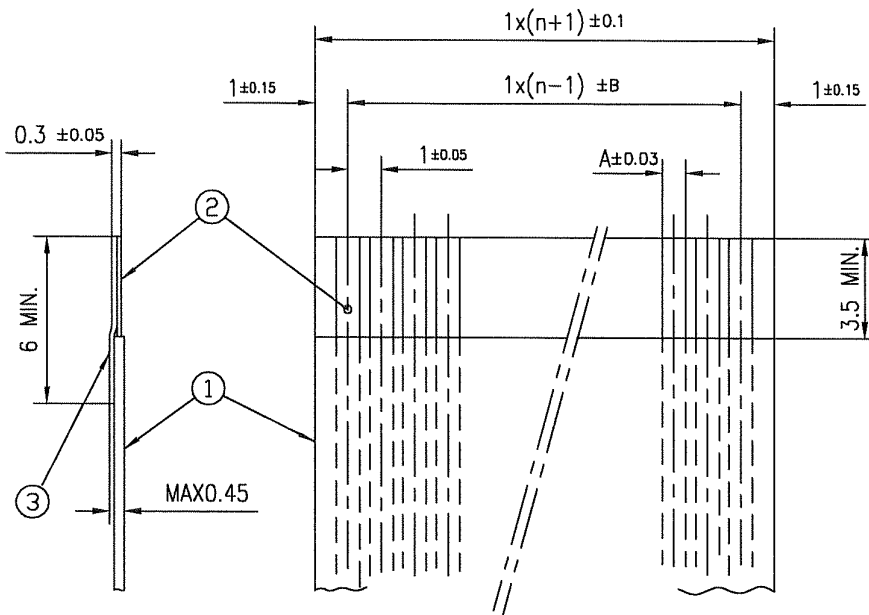
FCIconnect.com

Copyright FCI.



RECOMMENDED CABLE (FFC)

n : NO. OF CONDUCTORS



(NOTE 3)	DIMENSION A	TOLERANCE B
1	0.7	0.1
2	0.6	0.07

PT. NO.	DESCRIPTION	MATERIAL	NOTE
1	INSULATOR	FLAME RESISTING POLYESTER OR EQUIVALENT	_____
2	CONDUCTOR	COPPER FOIL	PLATING: TIN OR SOLDER 1µm MIN.
3	SUPPORTING TAPE	FLAME RESISTING POLYESTER OR EQUIVALENT	_____

NOTES

1. NO BURR AT EACH PORTION.
2. NO PEELING IN COMMON USE.
3. BOTH COMBINATION IS ALLOWED.

mat'l. code				surface 58 / tolerance ISO 1302 ✓ / ISO 406 / ISO 1101		projection		product family 58NF		CODE JP	
litr ecn no dr date				tolerances unless otherwise specified		mm		title			
1 _____ T.M 4/30/02				angles linear		mm		RECOMMENDED CABLE			
A J06-0413 H.T 10/4/06						scale X		(Cat. No. HFW__R-1/2__)			
				dr _____ 10/4/06				dwg no		sheet 1 of 1 size	
				enr _____ 10/4/06				JSA 93574		A4	
				chr _____ 10/12/06				type Product Customer Drawing			
				appd _____ 10/12/06							
sheet index		revision A		sheet 1						Rev. A	



FCIconnect.com

Copyright FCI.