



FCIconnect.com

Copyright FCI.

List of "SFW__R-1/2STAE1LF" customer document

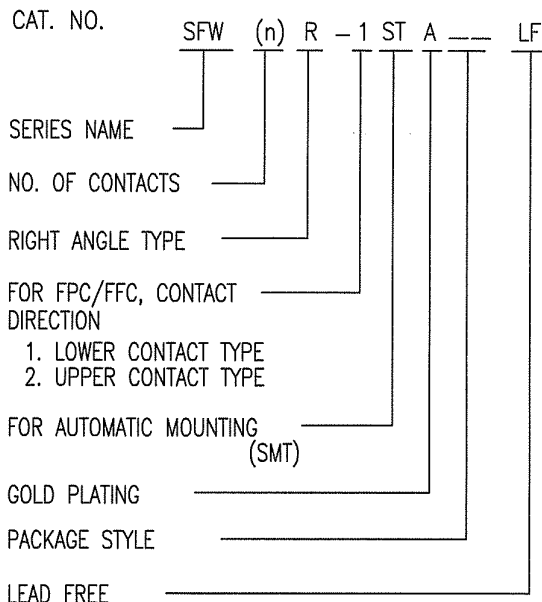
DOCUMENT NO.	LIST
SC-SFW14	SPEC.
JSA95886	CAT.NO.TABLE FOR 1mm SPACING SMT CONNECTOR (SFW__R-1/2STA__LF)
JSA95887	1mm SPACING SMT CONNECTOR (SFW__R-1STA__LF)
JSA96111	1mm SPACING SMT CONNECTOR (SFW__R-2STA__LF)
JSA95888	CAT.NO.TABLE FOR PLASTIC TAPE PACKAGED 1mm SPACING SMT CONNECTOR (SFW__R-1/2STAE1LF)
JSA95889	PLASTIC TAPE PACKAGED 1mm SPACING SMT CONNECTOR (SFW__R-1STAE1LF)
JSA96112	PLASTIC TAPE PACKAGED 1mm SPACING SMT CONNECTOR (SFW__R-2STE1LF)
JSA95890	RECOMMENDED CABLE (FPC) (SFW__R-1/2ST__)
GS-20-129	HANDLING PROCEDURES

mat'l. code		surface 58		tolerance		projection		product family		CODE	
-		ISO 1302		ISO 406				58RF		JP	
litr		ecn no		dr		date		title			
A		J05-0055		H.T		'05/2/4		1mm SPACING FPC CONNECTOR DOCUMENT LIST			
B		J06-0398		H.T		9/26/06		(Cat. No. : SFW__R-1/2STAE1LF)			
C		J09-0358		M.Y		2009-10-5					
D		J09-0380		M.Y		2009-10-27		dwg no		sheet 1 of 1 size	
				dr		M.YAMASHITA 2009-10-27		JSA96337		A4	
				enrg		M.YAMASHITA 2009-10-27					
				chr		N. W. 2009-10-27					
				appd		S. M. 2009-10-27					
sheet index		revision sheet		D		1		type		Product Customer Drawing	
										Rev. D	

form: A4

CAT. NO. & DIMENSIONS

NO. OF CONTACTS (n)	CAT. NO.	DIMENSIONS (NOTE2)			
		A ± 0.2	B ± 0.2	C ± 0.2	D ± 0.1
4	SFW4R-1/2STA__LF	9.8	8.6	3.0	5.3
5	SFW5R-1/2STA__LF	10.8	9.6	4.0	6.3
6	SFW6R-1/2STA__LF	11.8	10.6	5.0	7.3
7	SFW7R-1/2STA__LF	12.8	11.6	6.0	8.3
8	SFW8R-1/2STA__LF	13.8	12.6	7.0	9.3
9	SFW9R-1/2STA__LF	14.8	13.6	8.0	10.3
10	SFW10R-1/2STA__LF	15.8	14.6	9.0	11.3
11	SFW11R-1/2STA__LF	16.8	15.6	10.0	12.3
12	SFW12R-1/2STA__LF	17.8	16.6	11.0	13.3
13	SFW13R-1/2STA__LF	18.8	17.6	12.0	14.3
14	SFW14R-1/2STA__LF	19.8	18.6	13.0	15.3
15	SFW15R-1/2STA__LF	20.8	19.6	14.0	16.3
16	SFW16R-1/2STA__LF	21.8	20.6	15.0	17.3
17	SFW17R-1/2STA__LF	22.8	21.6	16.0	18.3
18	SFW18R-1/2STA__LF	23.8	22.6	17.0	19.3
19	SFW19R-1/2STA__LF	24.8	23.6	18.0	20.3
20	SFW20R-1/2STA__LF	25.8	24.6	19.0	21.3
21	SFW21R-1/2STA__LF	26.8	25.6	20.0	22.3
22	SFW22R-1/2STA__LF	27.8	26.6	21.0	23.3
23	SFW23R-1/2STA__LF	28.8	27.6	22.0	24.3
24	SFW24R-1/2STA__LF	29.8	28.6	23.0	25.3
25	SFW25R-1/2STA__LF	30.8	29.6	24.0	26.3
26	SFW26R-1/2STA__LF	31.8	30.6	25.0	27.3
27	SFW27R-1/2STA__LF	32.8	31.6	26.0	28.3
28	SFW28R-1/2STA__LF	33.8	32.6	27.0	29.3
29	SFW29R-1/2STA__LF	34.8	33.6	28.0	30.3
30	SFW30R-1/2STA__LF	35.8	34.6	29.0	31.3

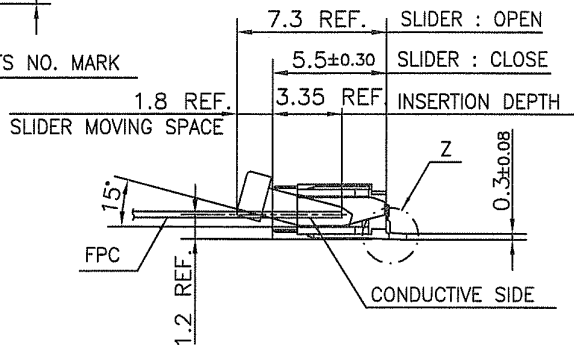
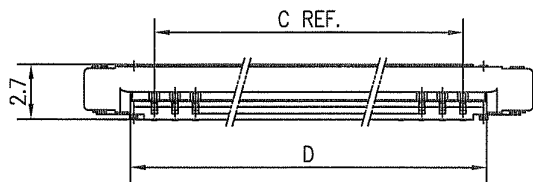
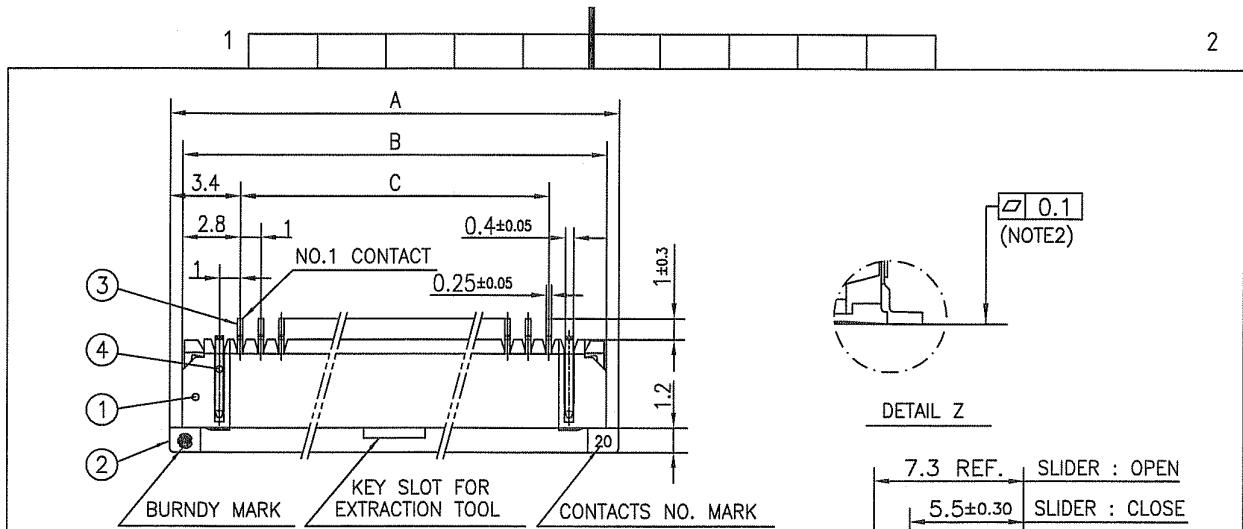


NOTES

1. THIS PRODUCT IS THE CONNECTOR USED FOR FPC AND COPES WITH AUTOMATIC MOUNTING (SMT).
2. SEE PART DRAWINGS FOR DIMENSIONS A~D.

mat'l. code				surface 58 / tolerance ISO 1302 ISO 406 ISO 1101		projection		product family 58RF		CODE JP	
litr ecn no dr date				tolerances unless otherwise specified		mm		title CAT NO. TABLE FOR 1mm SPACING SMT CONNECTOR (Cat. No. SFW__R-1/2STA__LF)			
AA J04-0413 H.T 11/16/04				angles linear		scale X		dwg no sheet 1 of 1 size			
AB J05-0055 H.T 2/4/05						FCJ		JSA 95886 A4			
AC J06-0398 H.T 9/26/06								type Product Customer Drawing			
AD J09-0358 M.Y 2009-10-5				dr MYAMASHITA 2009-10-5							
				enr MYAMASHITA 2009-10-5							
				chr S. Nishida 2009-10-6							
				appd S. Oudama 2009-10-6							
sheet index		revision AD		sheet 1						Rev. AD	

SC-SFW14 form: A4 JSA95887 96111 95888 95889 96112 95890



PT. NO.	PARTS NAME	MATERIAL	Q'TY	NOTE
1	HOUSING	PPS RESIN GLASS REINFORCED (UL94V-0)	1	COLOR : BROWN
2	SLIDER	PPS RESIN GLASS REINFORCED (UL94V-0)	1	COLOR : BLACK
3	CONTACT	PHOSPHOR BRONZE	n	CONTACT AREA : GOLD TARMINAL AREA : TIN
4	MOUNTING PLATE		2	PLATING : TIN

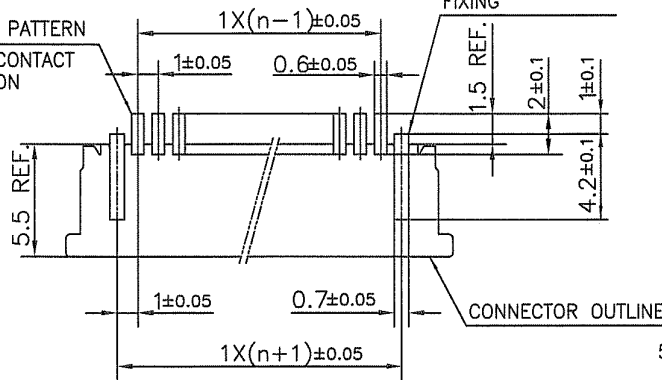
n : NO. OF CONTACTS

NOTES

1. THIS PRODUCT IS THE CONNECTOR USED FOR FPC AND COPES WITH AUTOMATIC MOUNTING (SMT).
2. FLATNESS FOR CONTACT TERMINAL HOUSING MUST BE WITHIN TOLERANCE IN Z PORTION DETAILED DRAWING.
3. THIS PRODUCT IS LOWER CONTACT TYPE CONNECTOR.
4. THIS PRODUCT MEETS EUROPEAN UNION DIRECTIVES AND OTHER?COUNTRY REGULATIONS AS DESCRIBED IN GS-22-008
5. THE HOUSING WILL WITHSTAND EXPOSURE TO 260°C PEAK TEMPERATURE FOR 10 SECONDS IN A REFLOW SOLDERING OVEN.

RECOMMENDED PC BOARD LAYOUT (COMPONENT SIDE)

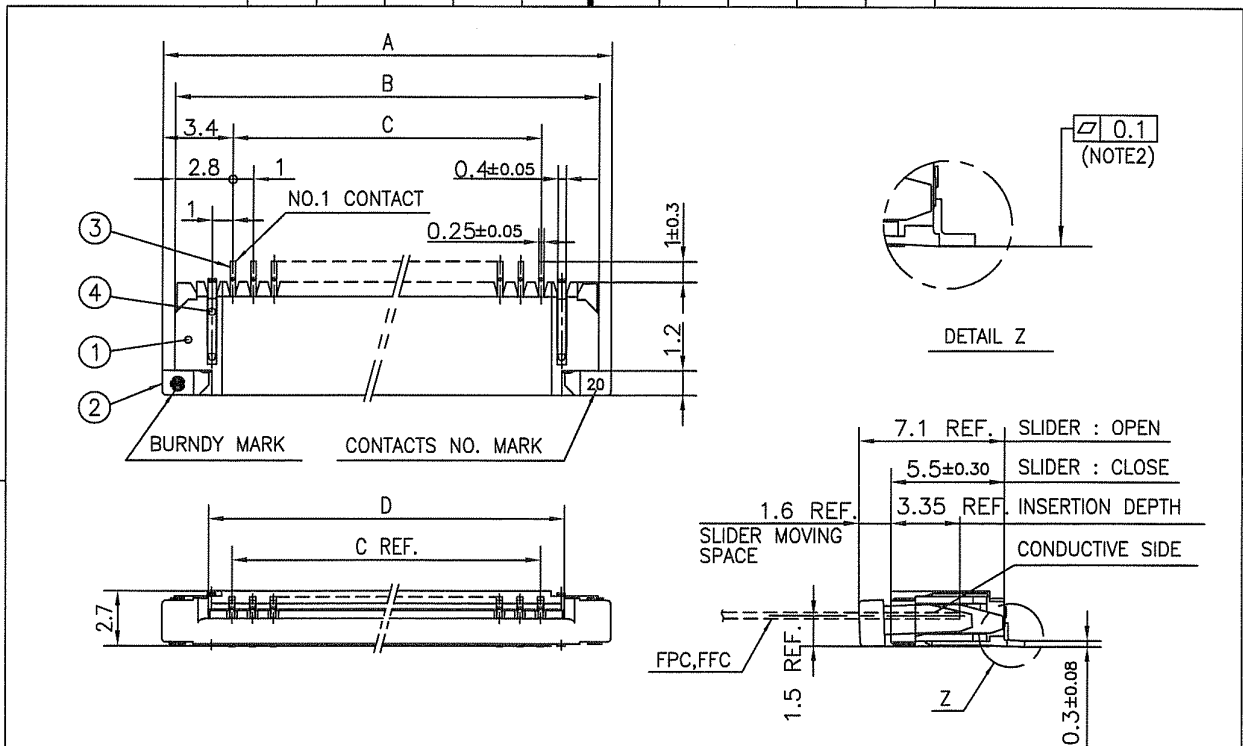
BASIC PATTERN
NO.1 CONTACT POSITION



mat'l. code		surface 58 / ISO 1302		tolerance ISO 406 / ISO 1101		projection		product family 58RF		CODE JP	
Ltr	ecn no	dr	date	tolerances unless otherwise specified		mm		title			
AA	J04-0329	H.T	9/27/04	angles	linear	mm		1mm SPACING SMT CONNECTOR			
AB	J05-0055	H.T	2/4/05			mm		(Cat. No. SFW__R-1STA__LF)			
AC	J05-0736	H.T	10/28/05			scale X					
AD	J06-0398	H.T	9/26/06	dr	N. YAMASAKI	2007-10-5		dwg no		sheet 1 of 1 size	
AE	J09-0358	M.Y	2009-10-5	enrg	N. YAMASAKI	2009-10-5		JSA 95887		A4	
				chr	S. Nishida	2007-10-6					
				appd	J. Oshimura	2009-10-6					
sheet index		revision AE						type Product Customer Drawing		Rev. AE	
sheet 1											

SC_SFW14 form: A4 JSA95886



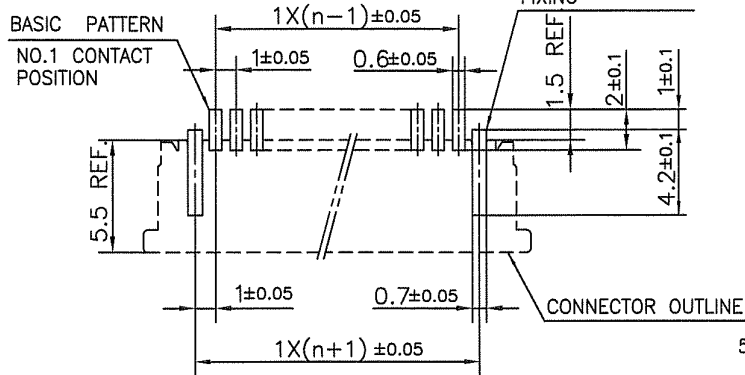


PT. NO.	PARTS NAME	MATERIAL	Q'TY	NOTE
1	HOUSING	PPS RESIN GLASS REINFORCED (UL94V-0)	1	COLOR : BROWN
2	SLIDER		1	COLOR : BLACK
3	CONTACT	PHOSPHOR BRONZE	n	CONTACT AREA : GOLD TARMINAL AREA : TIN
4	MOUNTING PLATE		2	PLATING : TIN

n : NO. OF CONTACTS

NOTES

RECOMMENDED PC BOARD LAYOUT
(COMPONENT SIDE)



1. THIS PRODUCT IS THE CONNECTOR USED FOR FPC AND COPEs WITH AUTOMATIC MOUNTING (SMT).
2. FLATNESS FOR CONTACT TERMINAL HOUSING MUST BE WITHIN TOLERANCE IN Z PORTION DETAILED DRAWING.
3. THIS PRODUCT IS UPPER CONTACT TYPE CONNECTOR.
4. THIS PRODUCT MEETS EUROPEAN UNION DIRECTIVES AND OTHER?COUNTRY REGULATIONS AS DESCRIBED IN GS-22-008
5. THE HOUSING WILL WITHSTAND EXPOSURE TO 260°C PEAK TEMPERATURE FOR 10 SECONDS IN A REFLOW SOLDERING OVEN.

mat'l. code				surface 58 ✓ ISO 1302		tolerance ISO 406 ISO 1101		projection		product family 58RF		CODE JP	
litr ecn no dr date				tolerances unless otherwise specified		angles		mm		title 1mm SPACING SMT CONNECTOR (Cat. No. SFW__R-2STA__LF)			
A J04-0413 H.T 11/16/04				linear		±0.2		scale X		dwg no sheet 1 of 1 size			
B J05-0055 H.T 2/4/05								F C J		JSA 96111 A4			
C J05-0736 H.T 10/28/05										type Product Customer Drawing			
D J06-0398 H.T 9/26/06				dr H.YAMASHITA 2009-10-5									
E J09-0358 M.Y 2009-10-5				enr H.YAMASHITA 2009-10-5									
				chr S.W. 2009-10-6									
				appd J. Bladon 2009-10-6									
sheet index		revision E										Rev. E	
sheet 1													

SC_SFW14 JSA95886
form: A4

1

2



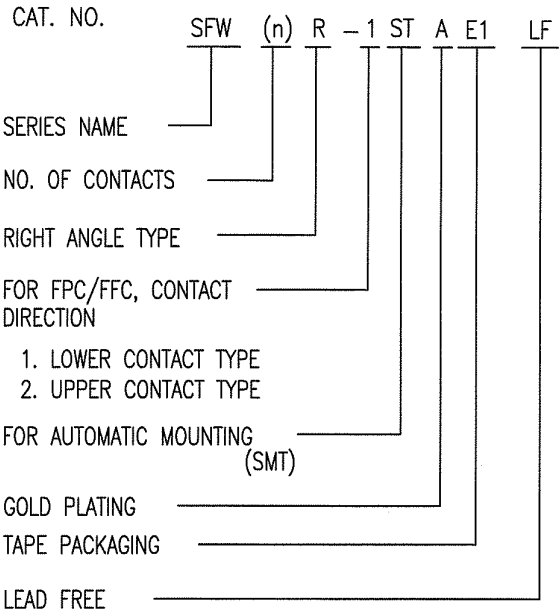
FCJconnect.com

Copyright FCJ.



CAT. NO. & DIMENSIONS

NO. OF CONTACTS (n)	CAT. NO. (NOTE2)	DIMENSIONS (NOTE3)		
		E ± 5	F ± 0.3	G ± 0.1
4	SFW4R-1/2STAE1 LF	20.4	16	—
5	SFW5R-1/2STAE1 LF	28.4	24	—
6	SFW6R-1/2STAE1 LF	28.4	24	—
7	SFW7R-1/2STAE1 LF	28.4	24	—
8	SFW8R-1/2STAE1 LF	28.4	24	—
9	SFW9R-1/2STAE1 LF	28.4	24	—
10	SFW10R-1/2STAE1 LF	28.4	24	—
11	SFW11R-1/2STAE1 LF	28.4	24	—
12	SFW12R-1/2STAE1 LF	28.4	24	—
13	SFW13R-1/2STAE1 LF	36.4	32	28.4
14	SFW14R-1/2STAE1 LF	36.4	32	28.4
15	SFW15R-1/2STAE1 LF	36.4	32	28.4
16	SFW16R-1/2STAE1 LF	36.4	32	28.4
17	SFW17R-1/2STAE1 LF	48.4	44	40.4
18	SFW18R-1/2STAE1 LF	48.4	44	40.4
19	SFW19R-1/2STAE1 LF	48.4	44	40.4
20	SFW20R-1/2STAE1 LF	48.4	44	40.4
21	SFW21R-1/2STAE1 LF	48.4	44	40.4
22	SFW22R-1/2STAE1 LF	48.4	44	40.4
23	SFW23R-1/2STAE1 LF	48.4	44	40.4
24	SFW24R-1/2STAE1 LF	48.4	44	40.4
25	SFW25R-1/2STAE1 LF	48.4	44	40.4
26	SFW26R-1/2STAE1 LF	48.4	44	40.4
27	SFW27R-1/2STAE1 LF	48.4	44	40.4
28	SFW28R-1/2STAE1 LF	60.4	56	52.4
29	SFW29R-1/2STAE1 LF	60.4	56	52.4
30	SFW30R-1/2STAE1 LF	60.4	56	52.4



NOTES

1. THIS PRODUCT IS THE CONNECTOR USED FOR FPC AND COPEs WITH AUTOMATIC MOUNTING (SMT).
2. THIS CATALOG NO. INDICATES PLASTIC TAPE PACKAGED CONNECTOR.
3. SEE PART DRAWINGS FOR DIMENSIONS E~G.

mat'l. code		surface 58 / ISO 1302		tolerance ISO 406 / ISO 1101		projection		product family 58RF		CODE JP	
Ltr	ecn no	dr	date	tolerances unless otherwise specified		mm		title			
AA	J04-0413	H.T	11/16/04	angles Linear		← →		CAT NO. TABLE FOR PLASTIC TAPE PACKAGED 1mm SPACING SMT CONNECTOR (Cat. No. SFW__R-1/2STAE1 LF)			
AB	J05-0055	H.T	2/4/05			scale X		dwg no		sheet 1 of 1 size	
AC	J06-0398	H.T	9/26/06			FCJ		JSA 95888		A4	
AD	J09-0358	M.Y	2009-10-5	dr M.YAMASHITA 2009-10-5				type Product Customer Drawing			
				enr M.YAMASHITA 2009-10-5							
				chr S. Watanabe 2009-10-6							
				appd S. Chikawa 2009-10-6							
sheet index	revision sheet	AD	1							Rev. AD	

SC_SFW14 form: A4 JSA95886 95889 96112



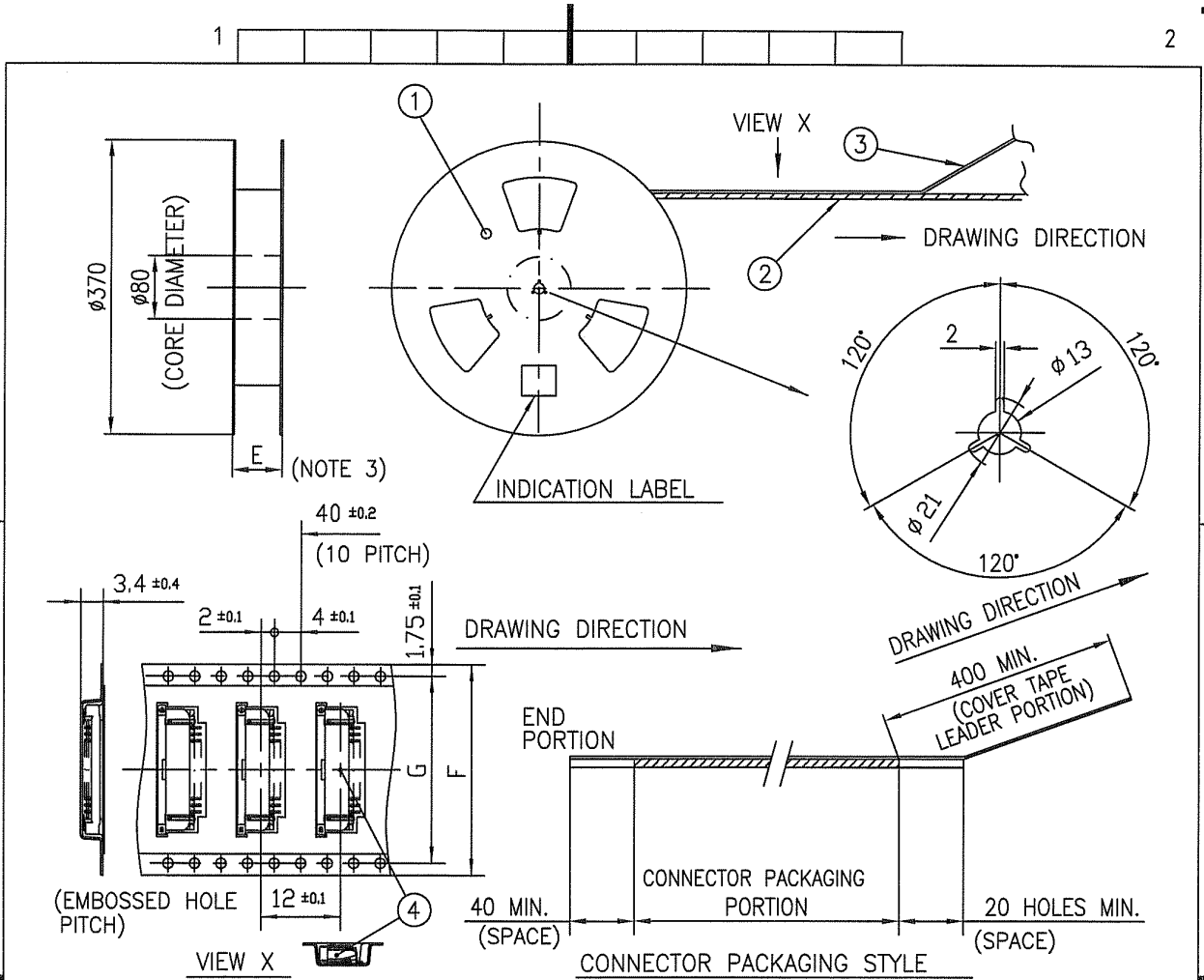
FCIconnect.com

Copyright FCI.



D

D



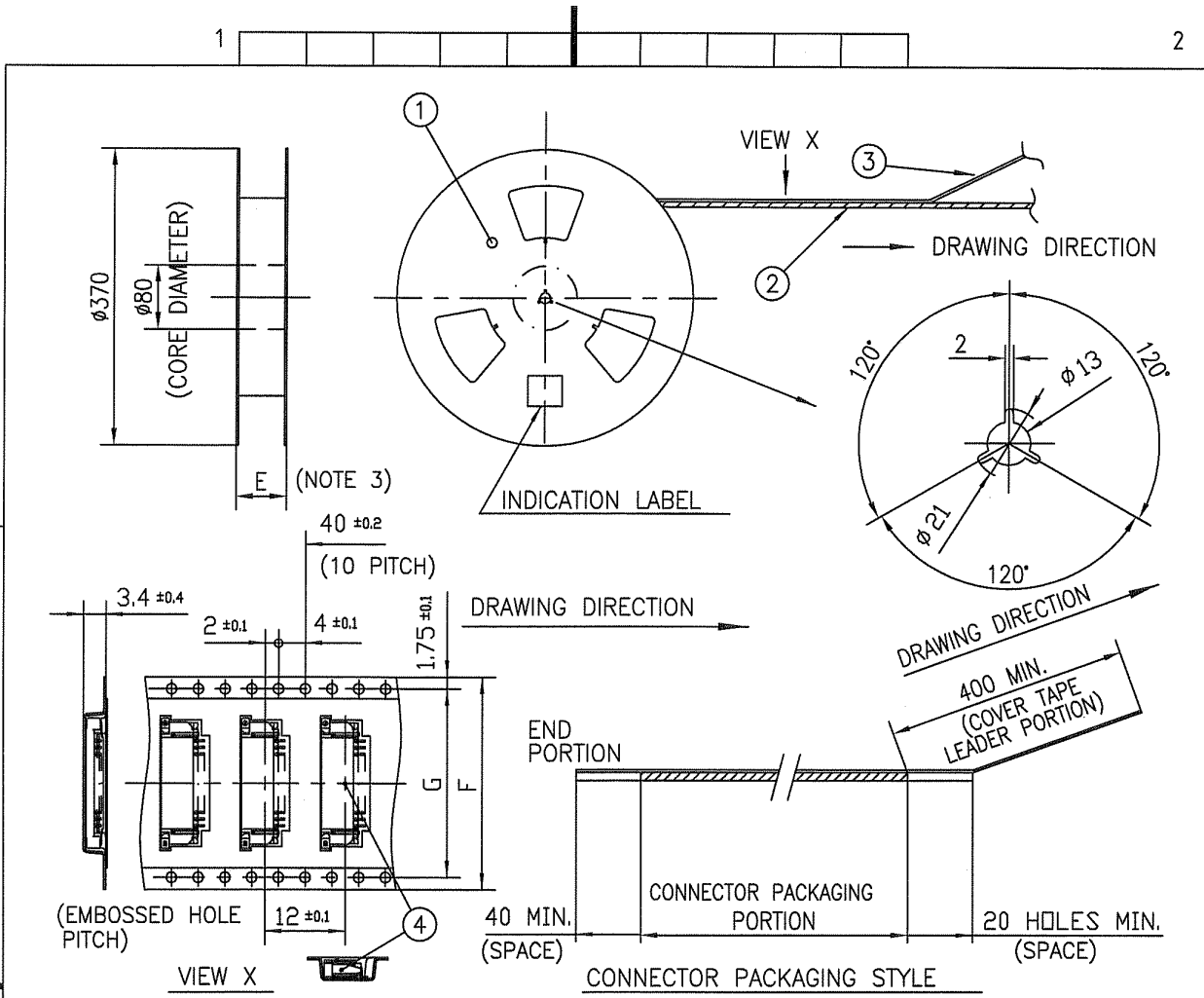
PT. NO.	PARTS NAME	CAT. NO.	MATERIAL	Q'TY	NOTE
1	REEL	—	CARDBOARD	1	COLOR:WHITE
2	PLASTIC (EMBOSS) TAPE	—	PET	—	COLOR:TRANSPARENCY
3	COVER	—	POLYESTER	—	COLOR:TRANSPARENCY
4	CONNECTOR	SFW_R-1STA_LF	SEE ATTACHED DWG.	2000	LOWER CONTACT TYPE

NOTES

- THIS IS PLASTIC TAPE PACKAGED CONNECTOR USED FOR FPC AND COPES WITH AUTOMATIC MOUNTING (SMT).
- SEE JIS C 0806 (PACKING OF ELECTRONIC COMPONENTS ON CONTINUOUS TAPES (SURFACE MOUNTING DEVICES)) FOR SHAPE AND DIMENSIONS OF PLASTIC (EMBOSS) TAPE AND REEL.
- E DIMENSION IS PORTION OF THE CORE.

mat'l. code		surface ISO 1302		tolerance ISO 406 ISO 1101	projection	product family 58RF	CODE JP
ltr	ecn no	dr	date	tolerances unless otherwise specified		title	
AA	J05-0055	H.T	2/4/05	angles	±5	PLASTIC TAPE PACKAGED 1mm SPACING SMT CONNECTOR (Cat. No. SFW_R-1STAE1 LF)	
AB	J06-0398	H.T	9/26/06	linear	mm	dwg no JSA 95889 sheet 1 of 1 size A4	
AC	J09-0358	M.Y	2009-10-5	±5°	scale X	type Product Customer Drawing	
sheet index		revision	AC	dr	M. YAMASHITA 2009-10-5	sheet 1 of 1 size A4	
sheet		1		enr	M. YAMASHITA 2009-10-5	Rev. AC	
				chr	S. WITEL 2009-10-6		
				appd	J. Buda 2009-10-6		

SC_SFW14 form: A4 JSA95888



PT. NO.	PARTS NAME	CAT. NO.	MATERIAL	Q'TY	NOTE
1	REEL	—	CARDBOARD	1	COLOR:WHITE
2	PLASTIC (EMBOSS) TAPE	—	PET	—	COLOR:TRANSPARENCY
3	COVER	—	POLYESTER	—	COLOR:TRANSPARENCY
4	CONNECTOR	SFW_R-2STA_LF	SEE ATTACHED DWG.	2000	UPPER CONTACT TYPE

NOTES

- THIS IS PLASTIC TAPE PACKAGED CONNECTOR USED FOR FPC AND COPES WITH AUTOMATIC MOUNTING (SMT).
- SEE JIS C 0806 (PACKING OF ELECTRONIC COMPONENTS ON CONTINUOUS TAPES (SURFACE MOUNTING DEVICES)) FOR SHAPE AND DIMENSIONS OF PLASTIC (EMBOSS) TAPE AND REEL.
- E DIMENSION IS PORTION OF THE CORE.

mat'l. code				surface <input checked="" type="checkbox"/> ISO 1302 <input type="checkbox"/> ISO 406 <input type="checkbox"/> ISO 1101		projection		product family 58RF		CODE JP		
ltr	ecn no	dr	date	tolerances unless otherwise specified		mm		title				
A	J04-0413	H.T	11/16/04	angles	linear	±5		PLASTIC TAPE PACKAGED 1mm SPACING SMT CONNECTOR (Cat. No. SFW__R-2STAE1 LF)				
B	J05-0055	H.T	2/4/05	±5'		scale X		dwg no sheet 1 of 1 size				
C	J06-0398	H.T	9/26/06			FCI		JSA 96112 A4				
D	J09-0358	M.Y	2009-10-5	dr	H.YAHAGIWA 2009-10-5			type Product Customer Drawing				
sheet index				revision	D							Rev. D
sheet				1							D	

SC_SFW14 JSA95888 form: A4

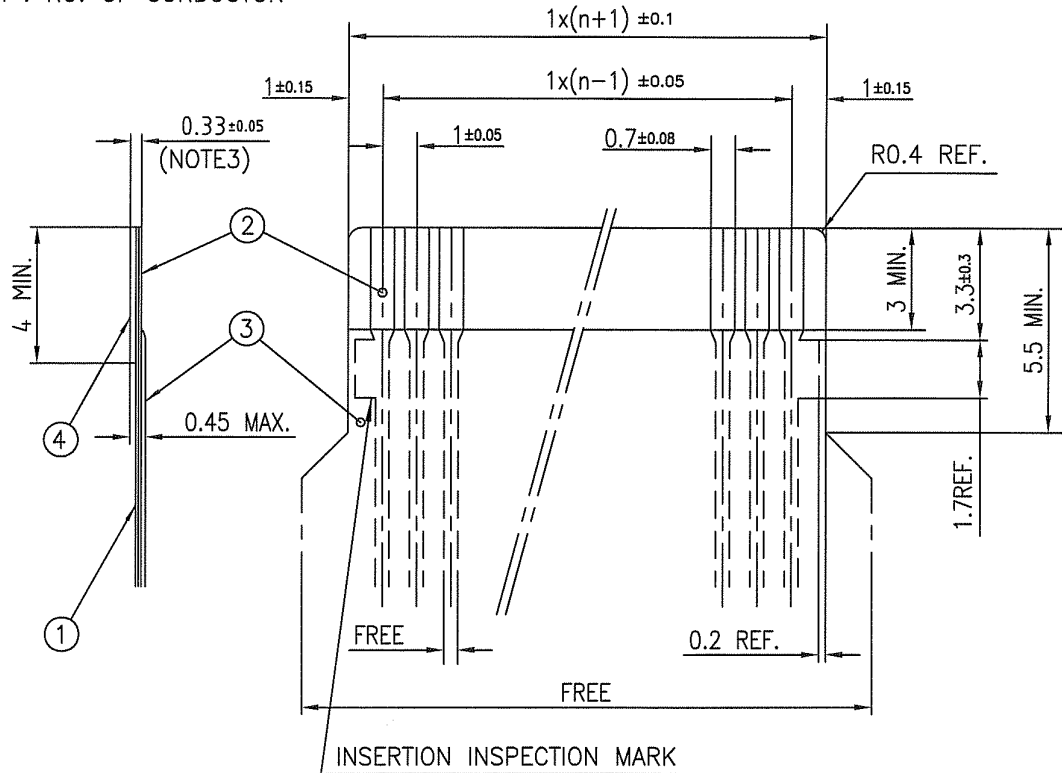


FCIconnect.com

Copyright FCI.

RECOMMENDED CABLE (FPC)

n : NO. OF CONDUCTOR



PT. NO.	PARTS NAME	MATERIAL	THICKNESS (um)
1	BASE FILM	POLYIMIDE OR POLYESTER OR EQUAL	25
2	CONDUCTOR	COPPER FOIL (PLATING : Ni UNDER PLATING GOLD0.5um MIN.)	35
3	OVERLAY	POLYIMIDE OR POLYESTER OR EQUAL	—
4	SUPPORTING TAPE	POLYESTER OR POLYIMIDE OR EQUAL	188

- NOTES
1. NO BURR AT EACH PORTION.
 2. NO PEELING IN COMMON USE.
 3. TOTAL THICKNESS LIMIT OF EACH MATERIAL (INCLUDING ADHESIVE AGENT) IS SPECIFIED.

mat'l. code		surface 58 / tolerance ISO 1302 ✓ ISO 406 ISO 1101		projection	product family 58RF	CODE JP
ltr	ecn no	dr	date	tolerances unless otherwise specified	title	
AA	J04-0413	H.T	11/16/04	angles linear	RECOMMENDED CABLE	
AB	J06-0398	H.T	9/26/06		(Cat. No. SFW__R-1/2STA_)	
AC	J09-0358	M.Y	2009-10-5	scale X	dwg no	sheet 1 of 1 size
		dr	M. YAMASHITA 2009-10-5		JSA 95890	A4
		enr	M. YAMASHITA 2009-10-5		type Product Customer Drawing	
		chr	S. Nishida 2009-10-6			
		appd	S. Chudani 2009-10-6			
sheet index	revision sheet	AC	1			Rev. AC



FCJconnect.com

Copyright FCI.

