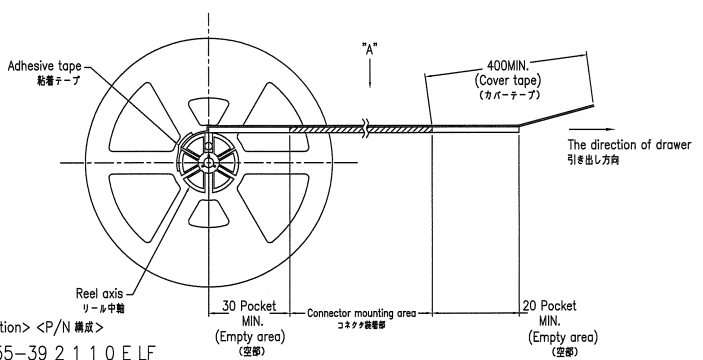
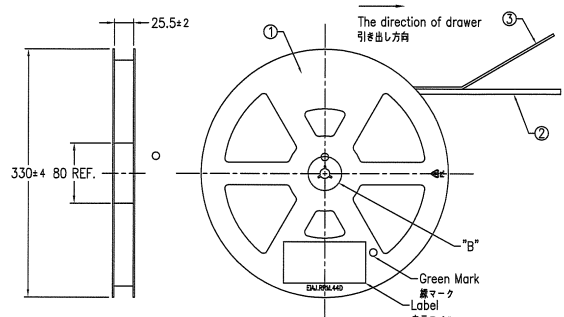


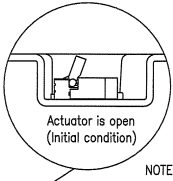
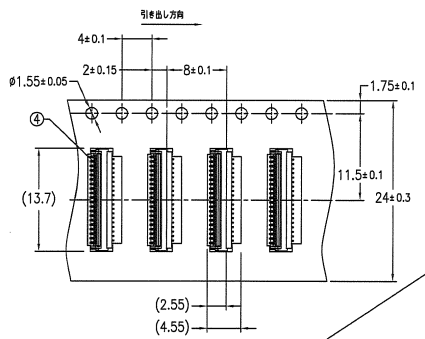
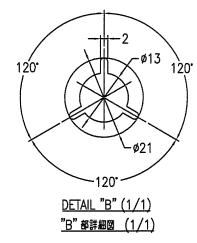
PRODUCT NO.
10064555-XX2X10ELF

No.	Part name 部品名	Material 材質	QTY.	Note 備考
①	The reel for packaging 巻取りリール	Polyethylene ポリスチレン	1	Color : White, Electrification prevention processing 色 : 白、帯電防止処理
②	Emboss tape エンボステープ	PP or PET	1	Electrification prevention processing 帯電防止処理
③	Cover tape カバーテープ	Polyester ポリエステル	1	
④	Connector コネクタ	See sheet 2	3000	



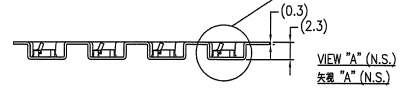
<P/N composition> <P/N 構成>
10064555-39 2 1 1 0 E L F

- Lead Free
- Packaging form (E : Plastic reel-Embossing tape package)
- Embossing tape package 0: 8mm PITCH
- 1: 12mm PITCH
- Plating spec 1: Au plating
- TYPES OF PRODUCT 1: SMT / WITH CABLE LOCK
- 2: SMT / WITHOUT CABLE LOCK
- Contact Side 2: UPPER SIDE
- No of position
- Series name

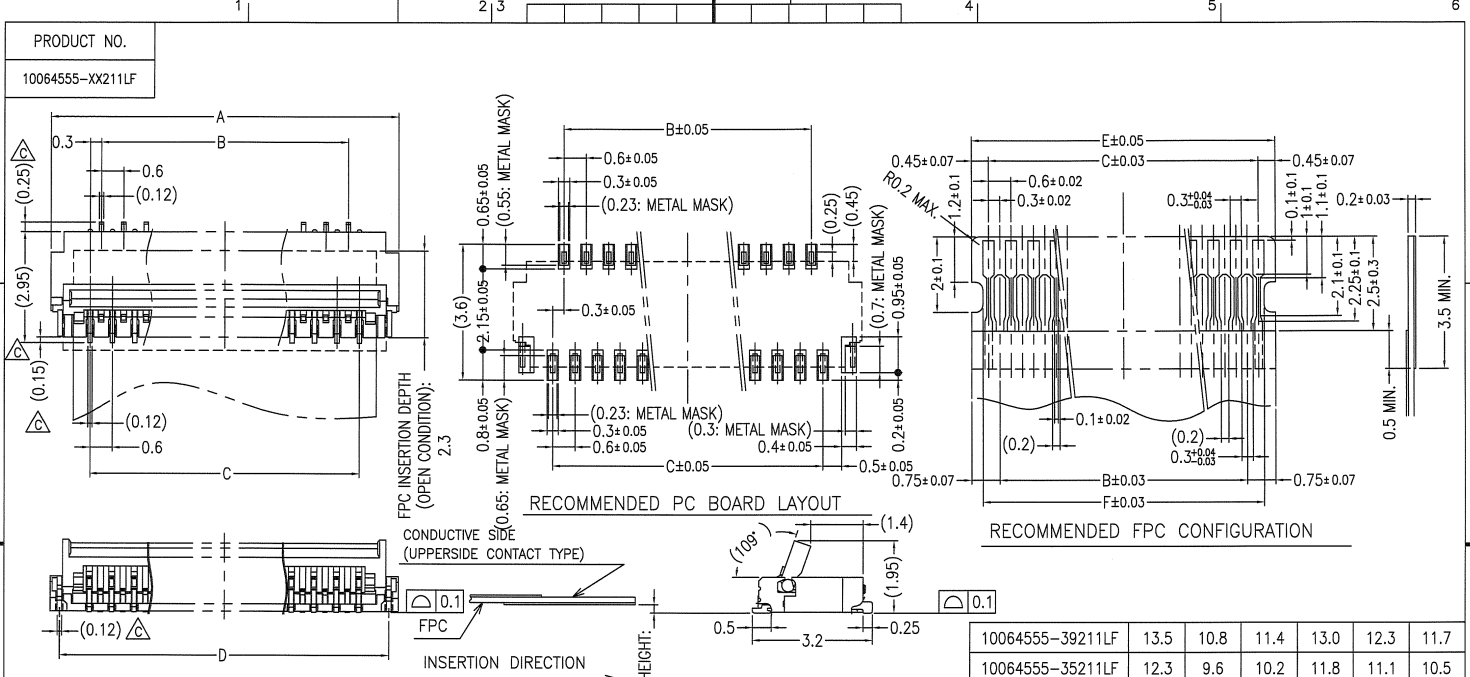


NOTE
1. This article carries out the emboss tape package of the P/N10064555 series connector.
2. The shape and dimension of this article are based on JIS C 0806.
(Taping of electronic parts (Surface mounted device))

注意
1. 本品は P/N10064555シリーズをエンボステープ梱包したものである。
2. 本品の形状及び寸法規定は JIS C 0806 (電子部品のテーピング (表面実装部品)) に準拠する。



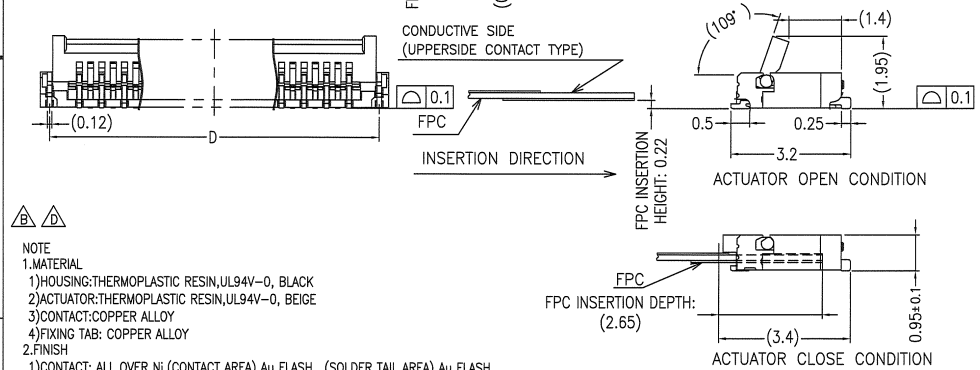
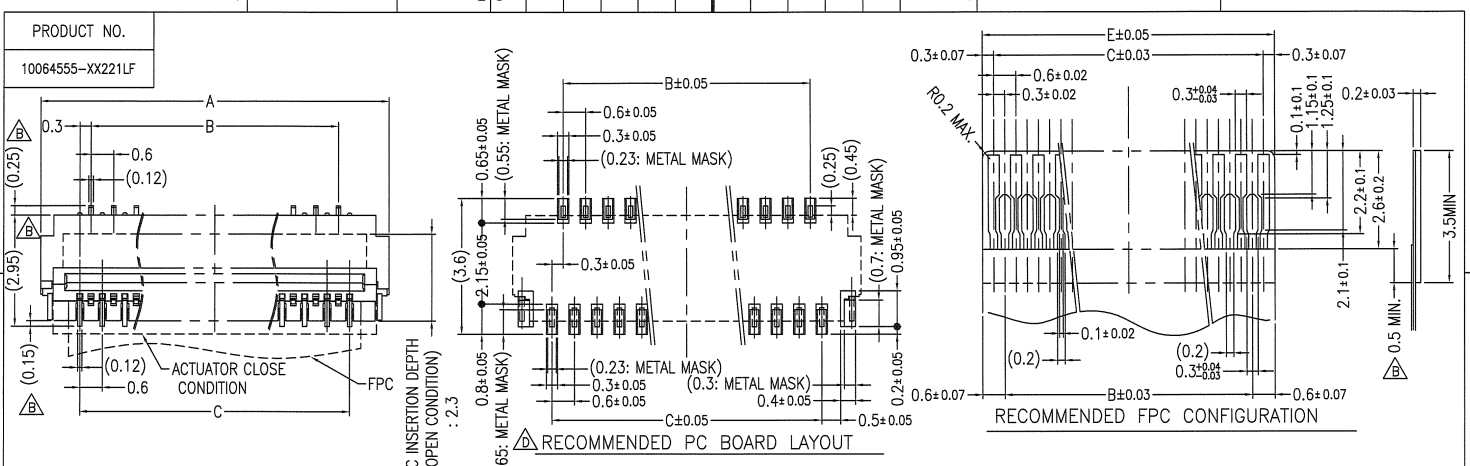
mat'l. code		surface ISO 1302		tolerance ISO 406		projection		product family		CODE	
---		---		ISO 1101		MM		589F FLEX 0.3		JP	
litr description		ecn no dr		date		tolerances unless otherwise specified		title		sheet 1 of 3 size	
A RELEASED		J08-0368		Y.K		09/08/06		ASSEMBLY		A3	
B REVISED		J07-0472		Y.K		2007-9-21		0.3mm PITCH CONNECTOR FOR FPC		Rev. D	
C ADD NEW P/N		J08-0064		Y.K		2008-2-12		YLL-U Series			
D ADD NEW P/N		J08-0419		Y.K		2008-10-29		10064555			
sheet index		revision sheet		D D D		engr Y.KAMEDA		type Product Customer Drawing			
1		1		2 3		chr Y.KAMEDA					
						appd H.S.V.2.U.K.1					
						2008-10-29					
						2008-10-29					
						2008-10-29					



NOTE
 1. MATERIAL
 1) HOUSING: THERMOPLASTIC RESIN, UL94V-0, BLACK
 2) ACTUATOR: THERMOPLASTIC RESIN, UL94V-0, BEIGE
 3) CONTACT: COPPER ALLOY
 4) FIXING TAB: COPPER ALLOY
 2. FINISH
 1) CONTACT: ALL OVER Ni (CONTACT AREA) Au FLASH, (SOLDER TAIL AREA) Au FLASH.
 2) FIXING TAB: ALL OVER Ni, Sn PLATING 1.5~3.5μm
 3. CO-PLANARITY: 0.1 MAX.
 4. THICKNESS OF A METAL MASK: 0.1mm
 5. FPC
 1) ADHESIVE METHOD OF SUPPORTING TAPE SHALL BE HEAT CRIMPING METHOD AND THERMOSETTING ADHESIVE MATERIAL SHALL BE USED.
 6. PRODUCT
 1) * MARK ITEM IS REFERENCE.
 2) RECOMMENDED PCB LAYOUT and FPC ARE THE SAME AS 10061122-**1110ELF (YLL-DOWN CONTACT TYPE).
 7. OTHER
 THIS PRODUCT MEETS EUROPEAN UNION DIRECTIVES AND OTHER COUNTRY REGULATIONS AS DESCRIBED IN GS-22-008

P/N	A	B	C	D	E	F
10064555-39211LF	13.5	10.8	11.4	13.0	12.3	11.7
10064555-35211LF	12.3	9.6	10.2	11.8	11.1	10.5
10064555-33211LF	11.7	9	9.6	11.2	10.5	9.9
10064555-31211LF	11.1	8.4	9	10.6	9.9	9.3
10064555-25211LF	9.3	6.6	7.2	8.8	8.1	7.5
10064555-21211LF	8.1	5.4	6.0	7.6	6.9	6.3
10064555-15211LF	6.3	3.6	4.2	5.8	5.1	4.5

mat'l. code		surface		tolerance	projection	product family		CODE
---		ISO 1302		ISO 406	MM	589F FLEX 0.3		JP
A RELEASED		J08-0368		Y.K	0.0X ±0.2		title	
B REVISED		J07-0472		Y.K	0.0XX ±0.2		ASSEMBLY	
C ADD NEW P/N		J08-0064		Y.K	0.0XX ±0.2		0.3mm PITCH CONNECTOR FOR FPC	
D ADD NEW P/N		J08-0419		Y.K	scale 10:1		YLL-U Series	
				dr	Y.KAMEDA		dwg no	
				enrg	Y.KAMEDA		sheet 2 of 3 size	
				chr	Y.KAMEDA		10064555	
				appd	Y.KAMEDA		A3	
sheet index		revision sheet		type		Product Customer Drawing		Rev. D



NOTE

- MATERIAL
 - HOUSING: THERMOPLASTIC RESIN, UL94V-0, BLACK
 - ACTUATOR: THERMOPLASTIC RESIN, UL94V-0, BEIGE
 - CONTACT: COPPER ALLOY
 - FIXING TAB: COPPER ALLOY
- FINISH
 - CONTACT: ALL OVER Ni (CONTACT AREA) Au FLASH. (SOLDER TAIL AREA) Au FLASH.
 - FIXING TAB: ALL OVER Ni, Sn PLATING 1.5~3.5μm
 - CO-PLANARITY: 0.1 MAX.
 - THICKNESS OF A METAL MASK: 0.1mm
- FPC
 - ADHESIVE METHOD OF SUPPORTING TAPE SHALL BE HEAT CRIMPING METHOD AND THERMOSETTING ADHESIVE MATERIAL SHALL BE USED.
- PRODUCT
 - RECOMMENDED PCB LAYOUT and FPC ARE THE SAME AS 10061122-***1110ELF(YLL-DOWN CONTACT TYPE).
- OTHER
 - THIS PRODUCT MEETS EUROPEAN UNION DIRECTIVES AND OTHER COUNTRY REGULATIONS AS DESCRIBED IN GS-22-008

10064555-41221LF	14.1	11.4	12.0	13.6	12.6
10064555-39221LF	13.5	10.8	11.4	13.0	12.0
10064555-37221LF	12.9	10.2	10.8	12.4	11.4
10064555-33221LF	11.7	9	9.6	11.2	10.2
10064555-27221LF	9.9	7.2	7.8	9.4	8.4
10064555-25221LF	9.3	6.6	7.2	8.8	7.8
10064555-23221LF	8.7	6	6.6	8.2	7.2
10064555-21221LF	8.1	5.4	6.0	7.6	6.6

mat'l. code	---	surface	ISO 1302	tolerance	ISO 406	projection	product family	CODE					
ISO 1101	tolerances unless otherwise specified	MM	589F FLEX 0.3	JP									
ltr	description	ecn no	dr	date	angles	linear	0.X ±0.2	0.XX ±0.2	0.XXX ±0.2	scale 10:1	title	ASSEMBLY	
A	RELEASED	J07-0472	Y.K	2007-9-21	0°±2'						0.3mm PITCH CONNECTOR FOR FPC YLL-U Series		
B	REVISED	J08-0064	Y.K	2008-2-12									
C	ONLY REV. UP		Y.K										
D	REVISED	J08-0419	Y.K	2008-10-29									
sheet index	revision sheet										dwg no	10064555	
											sheet 3 of 3	size	A3
											type	Product Customer Drawing	
											Rev.	D	