



FCIconnect.com

Copyright FCI.

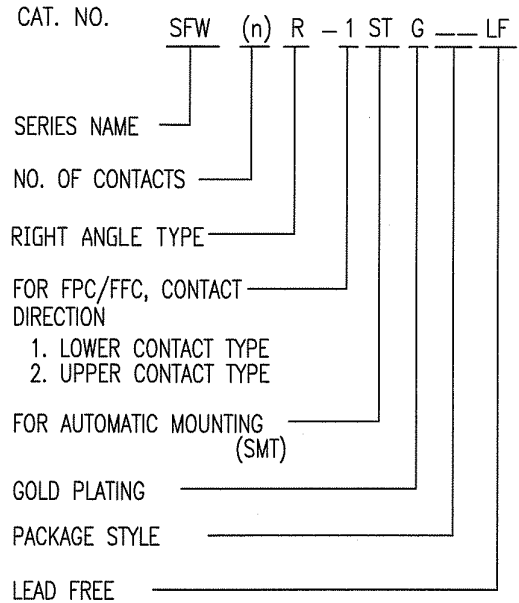
List of "SFW\_\_R-1/2STGE1LF" customer document

DOCUMENT NO.	LIST
SC-SFW14	SPEC.
JSA96365	CAT.NO.TABLE FOR 1mm SPACING SMT CONNECTOR (SFW__R-1/2STG_LF)
JSA96366	1mm SPACING SMT CONNECTOR (SFW__R-1STG_LF)
JSA96367	1mm SPACING SMT CONNECTOR (SFW__R-2STG_LF)
JSA96368	CAT.NO.TABLE FOR PLASTIC TAPE PACKAGED 1mm SPACING SMT CONNECTOR (SFW__R-1/2STGE1LF)
JSA96369	PLASTIC TAPE PACKAGED 1mm SPACING SMT CONNECTOR (SFW__R-1STGE1LF)
JSA96370	PLASTIC TAPE PACKAGED 1mm SPACING SMT CONNECTOR (SFW__R-2STGE1LF)
JSA96371	RECOMMENDED CABLE (FPC) (SFW__R-1/2STG_)
GS-20-129	HANDLING PROCEDURES

mat'l. code		surface 58		tolerance		projection		product family		CODE	
-		ISO 1302		ISO 406				58RF		JP	
ltr		ecn no		dr		date		title			
A		J05-0243		H.T		'05/4/20		1mm SPACING SMT CONNECTOR DOCUMENT LIST			
B		J06-0398		H.T		9/26/'06		(Cat. No. : SFW__R-1/2STGE1LF)			
C		J09-0358		M.Y		2009-10-5					
D		J09-0380		M.Y		2009-10-27		scale		X	
				dr		M.YAHAGIWA 2009-10-27		sheet 1 of 1		size	
				enrg		M.YAHAGIWA 2009-10-27		JSA 96364		A4	
				chr		S. Yudania 2009-10-27		type		Product Customer Drawing	
				appd		S. Yudania 2009-10-27					
sheet index		revision		D						Rev.	
1		1								D	

CAT. NO. & DIMENSIONS

NO. OF CONTACTS (n)	CAT. NO.	DIMENSIONS (NOTE2)			
		A ± 0.2	B ± 0.2	C ± 0.2	D ± 0.1
4	SFW4R-1/2STG__LF	9.8	8.6	3.0	5.3
5	SFW5R-1/2STG__LF	10.8	9.6	4.0	6.3
6	SFW6R-1/2STG__LF	11.8	10.6	5.0	7.3
7	SFW7R-1/2STG__LF	12.8	11.6	6.0	8.3
8	SFW8R-1/2STG__LF	13.8	12.6	7.0	9.3
9	SFW9R-1/2STG__LF	14.8	13.6	8.0	10.3
10	SFW10R-1/2STG__LF	15.8	14.6	9.0	11.3
11	SFW11R-1/2STG__LF	16.8	15.6	10.0	12.3
12	SFW12R-1/2STG__LF	17.8	16.6	11.0	13.3
13	SFW13R-1/2STG__LF	18.8	17.6	12.0	14.3
14	SFW14R-1/2STG__LF	19.8	18.6	13.0	15.3
15	SFW15R-1/2STG__LF	20.8	19.6	14.0	16.3
16	SFW16R-1/2STG__LF	21.8	20.6	15.0	17.3
17	SFW17R-1/2STG__LF	22.8	21.6	16.0	18.3
18	SFW18R-1/2STG__LF	23.8	22.6	17.0	19.3
19	SFW19R-1/2STG__LF	24.8	23.6	18.0	20.3
20	SFW20R-1/2STG__LF	25.8	24.6	19.0	21.3
21	SFW21R-1/2STG__LF	26.8	25.6	20.0	22.3
22	SFW22R-1/2STG__LF	27.8	26.6	21.0	23.3
23	SFW23R-1/2STG__LF	28.8	27.6	22.0	24.3
24	SFW24R-1/2STG__LF	29.8	28.6	23.0	25.3
25	SFW25R-1/2STG__LF	30.8	29.6	24.0	26.3
26	SFW26R-1/2STG__LF	31.8	30.6	25.0	27.3
27	SFW27R-1/2STG__LF	32.8	31.6	26.0	28.3
28	SFW28R-1/2STG__LF	33.8	32.6	27.0	29.3
29	SFW29R-1/2STG__LF	34.8	33.6	28.0	30.3
30	SFW30R-1/2STG__LF	35.8	34.6	29.0	31.3



NOTES

1. THIS PRODUCT IS THE CONNECTOR USED FOR FPC AND COPER WITH AUTOMATIC MOUNTING (SMT).
2. SEE PART DRAWINGS FOR DIMENSIONS A~D.

mat'l. code				surface 58 / ISO 1302	tolerance ISO 406 / ISO 1101	projection	product family 58RF	CODE JP
ltr	ecn no	dr	date	tolerances unless otherwise specified		mm	title	
A	J05-0243	H.T	4/20/05	angles	linear		CAT NO. TABLE FOR 1mm SPACING SMT CONNECTOR (Cat. No. SFW__R-1/2STG__LF)	
B	J06-0398	H.T	9/26/06					
C	J09-0358	M.Y	2009-10-5			scale X	dwg no sheet 1 of 1 size	
				dr	M.YAMASHITA	2009-10-5	JSA 96365	
				enr	M.YAMASHITA	2009-10-5	A4	
				chr	S. Watake	2009-10-6	type Product Customer Drawing	
				appd	S. Oudom	2009-10-6		
sheet index	revision	C						Rev. C
	sheet	1						

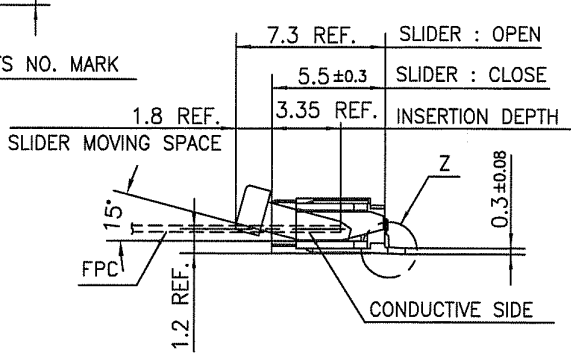
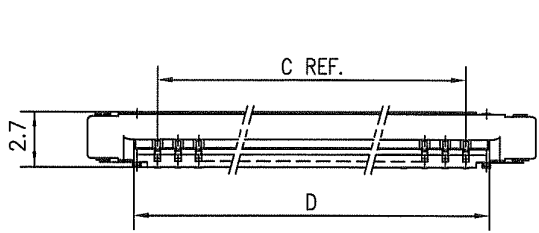
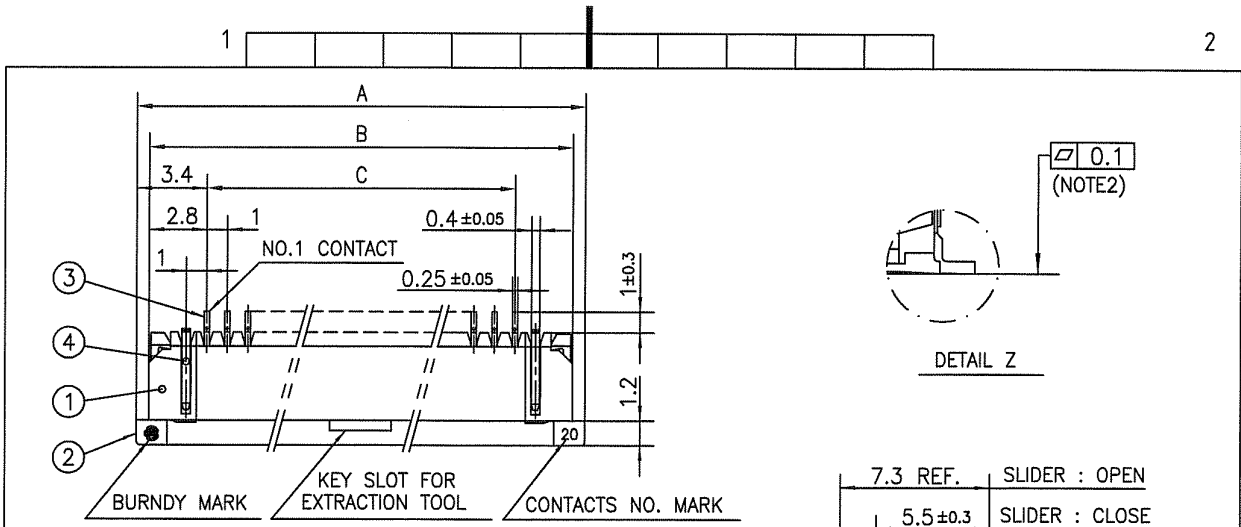
SC-SFW14 JSA96366 96367 96368 96371 form: A4



FCIconnect.com

Copyright FCI.





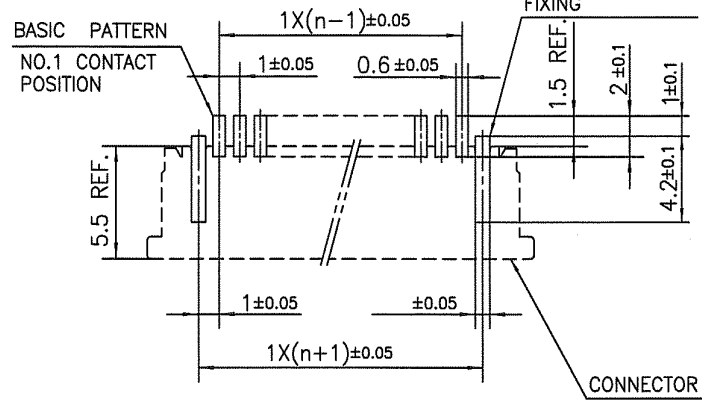
PT. NO.	PARTS NAME	MATERIAL	Q'TY	NOTE
1	HOUSING	PPS RESIN GLASS	1	COLOR : BROWN
2	SLIDER	REINFORCED (UL94V-0)	1	COLOR : BLACK
3	CONTACT	PHOSPHOR BRONZE	n	PLATING : GOLD
4	MOUNTING PLATE		2	PLATING : TIN

n : NO. OF CONTACTS

NOTES

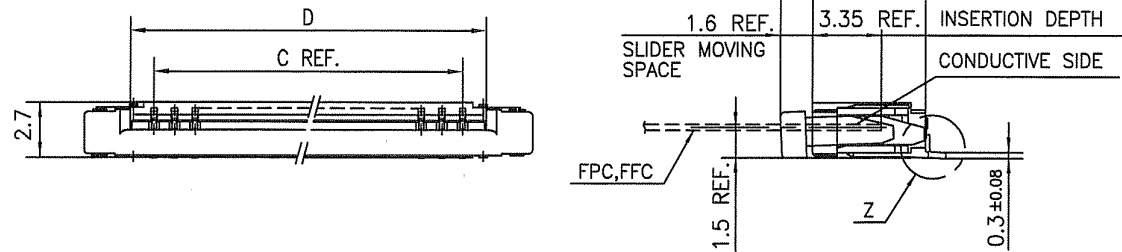
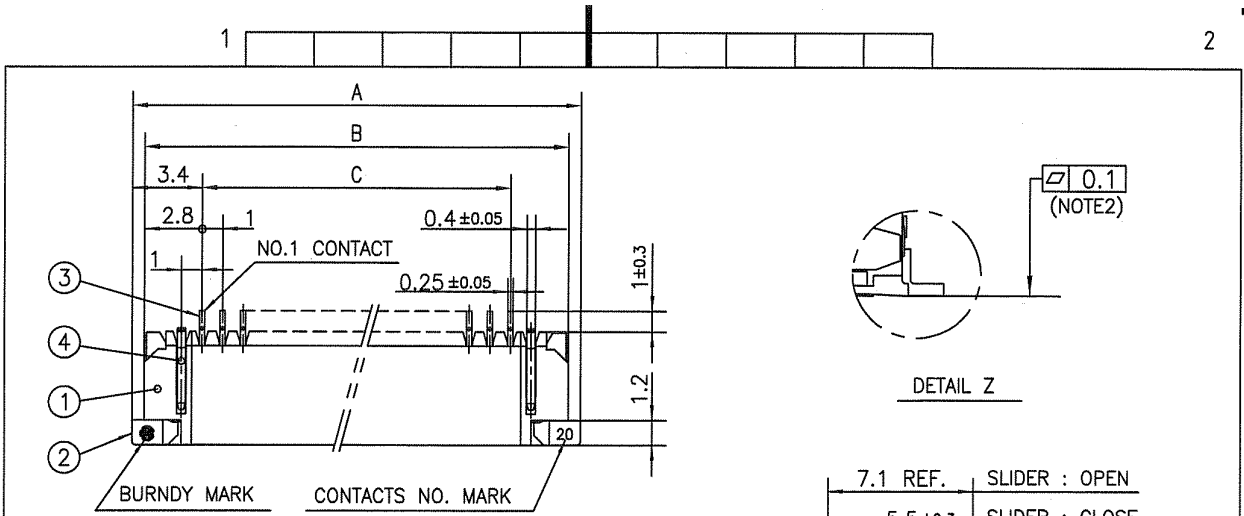
- 1.THIS PRODUCT IS THE CONNECTOR USED FOR FPC AND COPES WITH AUTOMATIC MOUNTING (SMT).
- 2.FLATNESS FOR CONTACT TERMINAL HOUSING MUST BE WITHIN TOLERANCE IN Z PORTION DETAILED DRAWING.
- 3.THIS PRODUCT IS LOWER CONTACT TYPE CONNECTOR.
- 4.THIS PRODUCT MEETS EUROPEAN UNION DIRECTIVES AND OTHER COUNTRY REGULATIONS AS DESCRIBED IN GS-22-008.
- 5.THE HOUSING WILL WITHSTAND EXPOSURE TO 260°C PEAK TEMPERATURE FOR 10 SECONDS IN A REFLOW SOLDERING OVEN.

RECOMMENDED PC BOARD LAYOUT (COMPONENT SIDE)



mat'l. code		surface 58/ISO 1302		tolerance ISO 406 ISO 1101		projection		product family 58RF		CODE JP	
ltr	ecn no	dr	date	tolerances unless otherwise specified		mm		title			
A	J05-0243	H.T	4/20/05	angles	linear	mm		1mm SPACING SMT CONNECTOR (Cat. No. SFW__R-1STG__LF)			
B	J05-0736	H.T	10/28/05			scale X		dwg no sheet 1 of 1 size			
C	J06-0398	H.T	9/26/06					JSA 96366 A4			
D	J09-0358	M.Y	2009-10-5	dr	M.YAMASHITA 2009-10-5	FCJ		type Product Customer Drawing			
sheet index		revision	D							Rev. D	
1		sheet	1							D	

SC-SFW14 JSA96365 form: A4



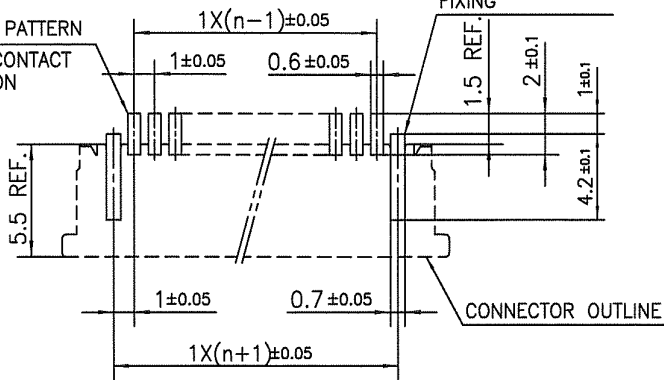
PT. NO.	PARTS NAME	MATERIAL	Q'TY	NOTE
1	HOUSING	PPS RESIN GLASS REINFORCED (UL94V-0)	1	COLOR : BROWN
2	SLIDER		1	COLOR : BLACK
3	CONTACT	PHOSPHOR BRONZE	n	PLATING : GOLD
4	MOUNTING PLATE		2	PLATING : IN

n : NO. OF CONTACTS  
NOTES

1. THIS PRODUCT IS THE CONNECTOR USED FOR FPC AND COPES WITH AUTOMATIC MOUNTING (SMT).
2. FLATNESS FOR CONTACT TERMINAL HOUSING MUST BE WITHIN TOLERANCE IN Z PORTION DETAILED DRAWING.
3. THIS PRODUCT IS UPPER CONTACT TYPE CONNECTOR.
4. THIS PRODUCT MEETS EUROPEAN UNION DIRECTIVES AND OTHER COUNTRY REGULATIONS AS DESCRIBED IN GS-22-008.
5. THE HOUSING WILL WITHSTAND EXPOSURE TO 260°C PEAK TEMPERATURE FOR 10 SECONDS IN A REFLOW SOLDERING OVEN.

RECOMMENDED PC BOARD LAYOUT  
(COMPONENT SIDE)

BASIC PATTERN  
NO.1 CONTACT  
POSITION

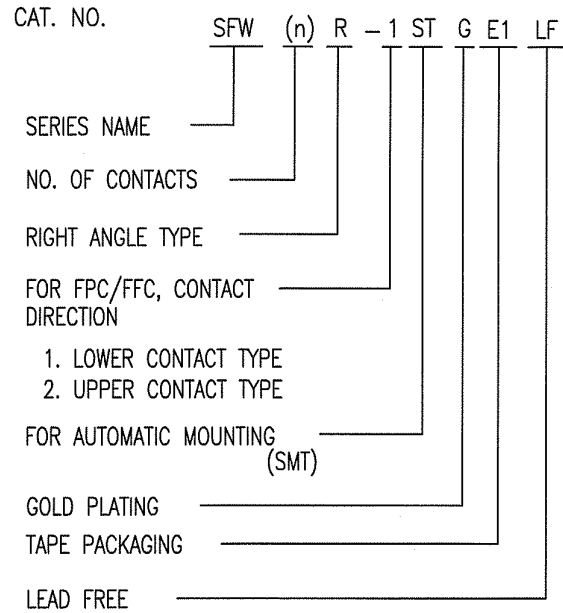


mat'l. code				surface 58 / ISO 1302	tolerance ISO 406 / ISO 1101	projection	product family 58RF	CODE JP
ltr	ecn no	dr	date	tolerances unless otherwise specified		mm	title	
A	J05-0243	H.T	4/20/05	angles	linear ±0.2		1mm SPACING SMT CONNECTOR (Cat. No. SFW__R-2STG__LF)	
B	J05-0736	H.T	10/28/05			scale X	dwg no sheet 1 of 1 size	
C	J06-0398	H.T	9/26/06				JSA 96367 A4	
D	J09-0358	M.Y	2009-10-5	dr	H.YAMASHITA 2009-10-5	FCJ	type Product Customer Drawing	
				enr	H.YAMASHITA 2009-10-5			
				chr	S. Watanabe 2009-10-6			
				appd	P. Chidambaram 2009-10-6			
sheet index	revision sheet	D	1					Rev. D

SC-SFW14 JSA96365  
form: A4

CAT. NO. & DIMENSIONS

NO. OF CONTACTS (n)	CAT. NO. (NOTE2)	DIMENSIONS (NOTE3)		
		E ± 5	F ± 0.3	G ± 0.1
4	SFW4R-1/2STGE1LF	20.4	16	—
5	SFW5R-1/2STGE1LF	28.4	24	—
6	SFW6R-1/2STGE1LF	28.4	24	—
7	SFW7R-1/2STGE1LF	28.4	24	—
8	SFW8R-1/2STGE1LF	28.4	24	—
9	SFW9R-1/2STGE1LF	28.4	24	—
10	SFW10R-1/2STGE1LF	28.4	24	—
11	SFW11R-1/2STGE1LF	28.4	24	—
12	SFW12R-1/2STGE1LF	28.4	24	—
13	SFW13R-1/2STGE1LF	36.4	32	28.4
14	SFW14R-1/2STGE1LF	36.4	32	28.4
15	SFW15R-1/2STGE1LF	36.4	32	28.4
16	SFW16R-1/2STGE1LF	36.4	32	28.4
17	SFW17R-1/2STGE1LF	48.4	44	40.4
18	SFW18R-1/2STGE1LF	48.4	44	40.4
19	SFW19R-1/2STGE1LF	48.4	44	40.4
20	SFW20R-1/2STGE1LF	48.4	44	40.4
21	SFW21R-1/2STGE1LF	48.4	44	40.4
22	SFW22R-1/2STGE1LF	48.4	44	40.4
23	SFW23R-1/2STGE1LF	48.4	44	40.4
24	SFW24R-1/2STGE1LF	48.4	44	40.4
25	SFW25R-1/2STGE1LF	48.4	44	40.4
26	SFW26R-1/2STGE1LF	48.4	44	40.4
27	SFW27R-1/2STGE1LF	48.4	44	40.4
28	SFW28R-1/2STGE1LF	60.4	56	52.4
29	SFW29R-1/2STGE1LF	60.4	56	52.4
30	SFW30R-1/2STGE1LF	60.4	56	52.4



NOTES

1. THIS PRODUCT IS THE CONNECTOR USED FOR FPC AND COPEES WITH AUTOMATIC MOUNTING (SMT).
2. THIS CATALOG NO. INDICATES PLASTIC TAPE PACKAGED CONNECTOR.
3. SEE PART DRAWINGS FOR DIMENSIONS E~G.

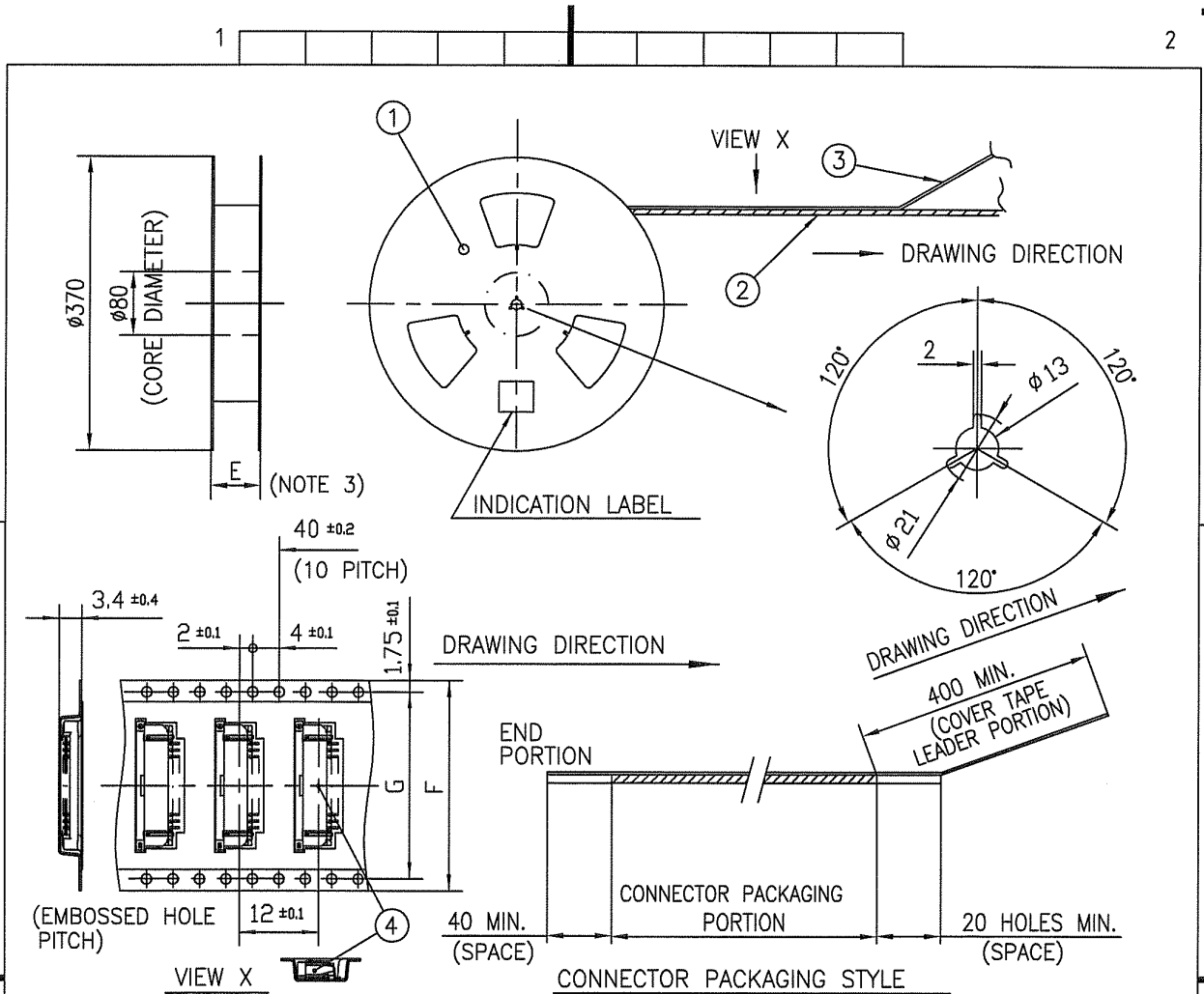
mat'l. code				surface 58 / tolerance ISO 1302 ✓ ISO 406 ISO 1101		projection		product family 58RF		CODE JP		
ltr	ecn no	dr	date	tolerances unless otherwise specified		mm		title				
A	J05-0243	H.T	4/20/05	angles	linear			CAT NO. TABLE FOR PLASTIC TAPE PACKAGED 1mm SPACING SMT CONNECTOR (Cat. No. SFW__R-1/2STGE1LF)				
B	J06-0398	H.T	9/26/06									
C	J09-0358	M.Y	2009-10-5			scale X		dwg no		sheet 1 of 1 size		
				dr	M.YAMASHITA	2009-10-5	FCJ		JSA 96368		A4	
				enr	M.YAMASHITA	2009-10-5			type		Product Customer Drawing	
				chr	S. Mitsu	2009-10-6						
				appd	S. Sudawan	2009-10-6						
sheet index	revision	C									Rev. C	

SC-SFW14 JSA96365 96369 96370 form: A4



FCIconnect.com

Copyright FCI.



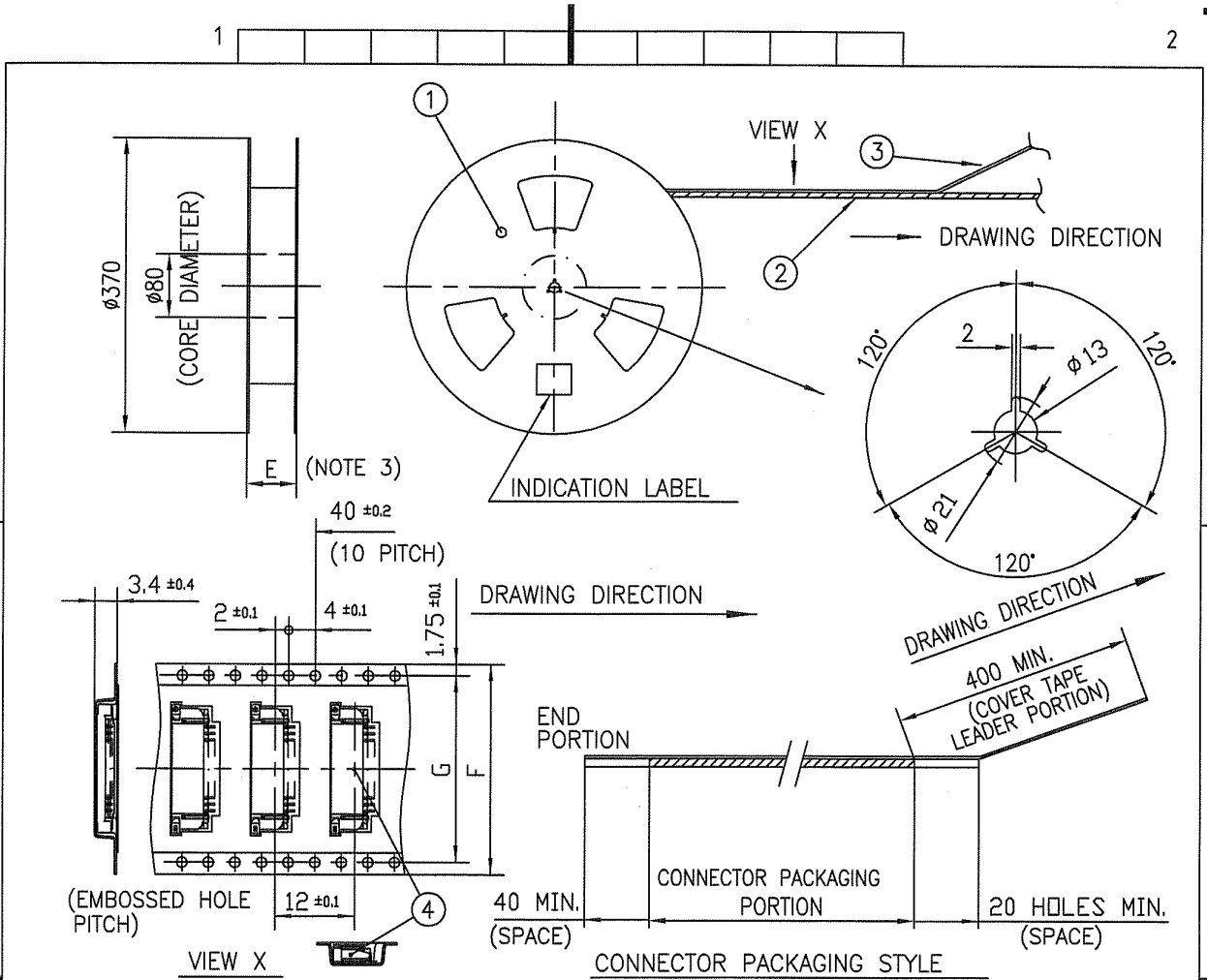
PT. NO.	PARTS NAME	CAT. NO.	MATERIAL	Q'TY	NOTE
1	REEL	_____	CARDBOARD	1	COLOR:WHITE
2	PLASTIC (EMBOSS) TAPE	_____	PET	_____	COLOR:TRANSPARENCY
3	COVER	_____	POLYESTER	_____	COLOR:TRANSPARENCY
4	CONNECTOR	SFW__R-1STG_LF	SEE ATTACHED DWG.	2000	LOWER CONTACT TYPE

NOTES

- THIS IS PLASTIC TAPE PACKAGED CONNECTOR USED FOR FPC AND COPES WITH AUTOMATIC MOUNTING (SMT).
- SEE JIS C 0806 (PACKING OF ELECTRONIC COMPONENTS ON CONTINUOUS TAPES (SURFACE MOUNTING DEVICES)) FOR SHAPE AND DIMENSIONS OF PLASTIC (EMBOSS) TAPE AND REEL.
- E DIMENSION IS PORTION OF THE CORE.

mat'l. code		surface ISO 1302 <input checked="" type="checkbox"/>		tolerance ISO 406 ISO 1101		projection		product family 58RF		CODE JP	
ltr	ecn no	dr	date	tolerances unless otherwise specified				title			
A	J05-0243	H.T	4/20/05	angles	linear	±5		PLASTIC TAPE PACKAGED			
B	J06-0398	H.T	9/26/06			mm		1mm SPACING SMT CONNECTOR			
C	J09-0358	M.Y	2009-10-5	±5'		scale X		(Cat. No. SFW__R-1STGE1LF)			
		dr	H.YAMAMOTO	2009-10-5			FCJ		dwg no		sheet 1 of 1
		enr	H.YAMAMOTO	2009-10-5					JSA 96369		A4
		chr	D. Withler	2009-10-6					type		Product Customer Drawing
		appd	S. Duda	2009-10-6							Rev. C
sheet index		revision	C								
		sheet	1								

SC-SFW14 JSA96368 form: A4



PT. NO.	PARTS NAME	CAT. NO.	MATERIAL	Q'TY	NOTE
1	REEL	_____	CARDBOARD	1	COLOR:WHITE
2	PLASTIC (EMBOSS) TAPE	_____	PET	_____	COLOR:TRANSPARENCY
3	COVER	_____	POLYESTER	_____	COLOR:TRANSPARENCY
4	CONNECTOR	SFW__R-2STG_LF	SEE ATTACHED DWG.	2000	UPPER CONTACT TYPE

NOTES

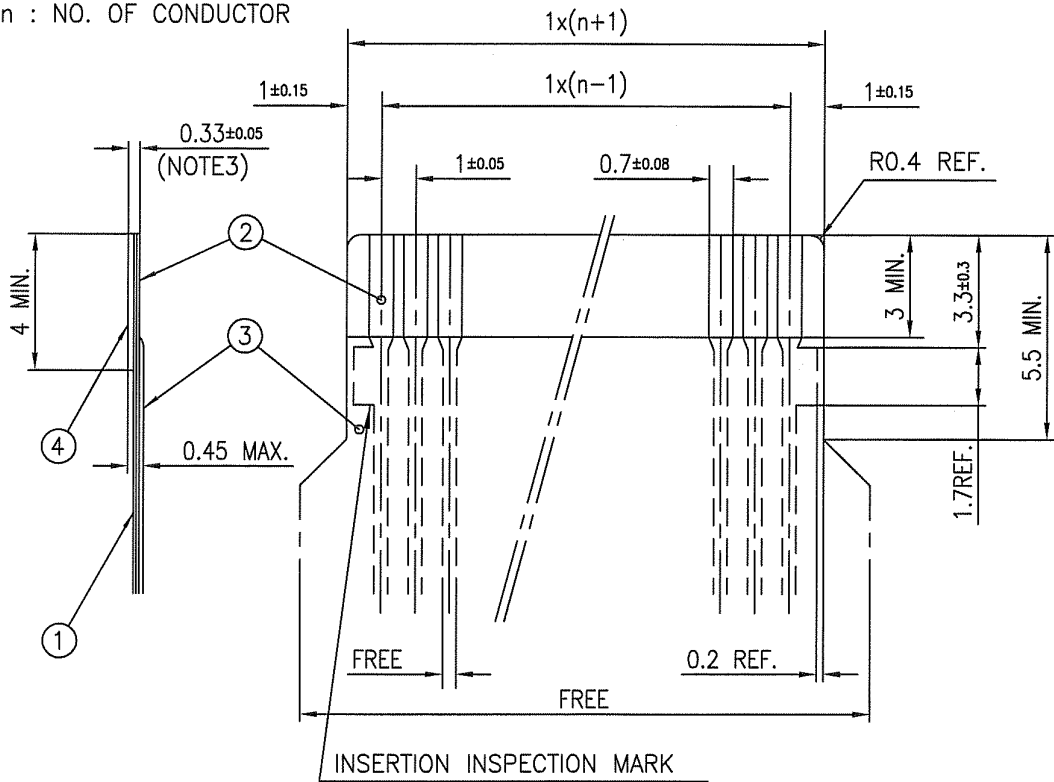
- THIS IS PLASTIC TAPE PACKAGED CONNECTOR USED FOR FPC AND COPES WITH AUTOMATIC MOUNTING (SMT).
- SEE JIS C 0806 (PACKING OF ELECTRONIC COMPONENTS ON CONTINUOUS TAPES (SURFACE MOUNTING DEVICES)) FOR SHAPE AND DIMENSIONS OF PLASTIC (EMBOSS) TAPE AND REEL.
- E DIMENSION IS PORTION OF THE CORE.

mat'l. code		surface ISO 1302 ✓		tolerance ISO 406 ISO 1101		projection		product family 58RF		CODE JP	
ltr		ecn no		dr		date		tolerances unless otherwise specified		title	
A		J05-0243		H.T.		4/20/05		±5		PLASTIC TAPE PACKAGED 1mm SPACING SMT CONNECTOR (Cat. No. SFW__R-2STGE1LF)	
B		J06-0398		H.T.		9/26/06		mm			
C		J09-0358		M.Y.		2009-10-5		scale X			
				dr		H.YAMASHITA 2009-10-5		FCJ		sheet 1 of 1 size	
				enr		H.YAMASHITA 2009-10-5				JSA 96370	
				chr		S. W. T. 2009-10-6				A4	
				appd		S. Odawara 2009-10-6				type Product Customer Drawing	
sheet index		revision sheet		C		1				Rev. C	

SC-SFW14 JSA96368 form: A4

RECOMMENDED CABLE (FPC)

n : NO. OF CONDUCTOR



PT. NO.	PARTS NAME	MATERIAL	THICKNESS (um)
1	BASE FILM	POLYIMIDE OR POLYESTER OR EQUAL	25
2	CONDUCTOR	COPPER FOIL (PLATING : Ni UNDER PLATING GOLD0.5um MIN.)	35
3	OVERLAY	POLYIMIDE OR POLYESTER OR EQUAL	—
4	SUPPORTING TAPE	POLYESTER OR POLYIMIDE OR EQUAL	188

NOTES

1. NO BURR AT EACH PORTION.
2. NO PEELING IN COMMON USE.
3. TOTAL THICKNESS LIMIT OF EACH MATERIAL (INCLUDING ADHESIVE AGENT) IS SPECIFIED.

mat'l. code				surface 58 ISO 1302	tolerance ISO 406 ISO 1101	projection mm	product family 58RF	CODE JP	
ltr	ecn no	dr	date	tolerances unless otherwise specified		mm	title RECOMMENDED CABLE (Cat. No. SFW__R-1/2STG_)		
A	J05-0243	H.T	4/22/05	angles	linear				
B	J06-0398	H.T	9/26/06						
C	J09-0358	M.Y	2009-10-5			scale X	dwg no sheet 1 of 1 size		
				dr	M.YAMASHITA	2009-10-5	JSA 96371 A4		
				enr	M.YAMASHITA	2009-10-5			
				chr	S. B. B. B.	2009-10-6			
				appd	S. B. B. B.	2009-10-6			
sheet index		revision	c						Rev. c
		sheet	1						

form: A4

1

2