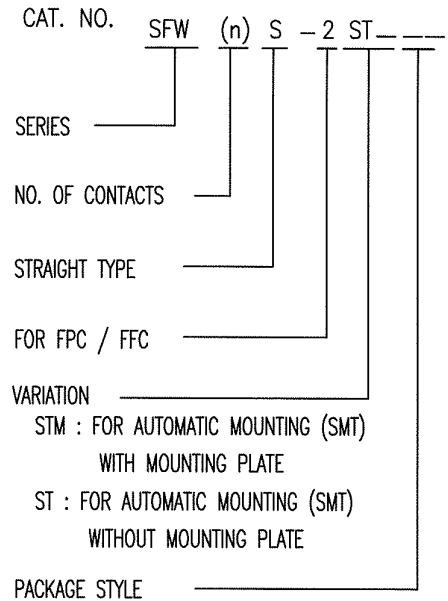


CAT. NO. & DIMENSIONS

NOTE3	NO. OF CONTACTS (n)	CAT. NO.	DIMENSIONS (NOTE2)		
			A ±0.2	B ±0.2	C ±0.2
	4	SFW4S-2ST____	10.4	5.24	3
	5	SFW5S-2ST____	11.4	6.24	4
	6	SFW6S-2ST____	12.4	7.24	5
*	7	SFW7S-2ST____	13.4	8.24	6
	8	SFW8S-2ST____	14.4	9.24	7
*	9	SFW9S-2ST____	15.4	10.24	8
	10	SFW10S-2ST____	16.4	11.24	9
	11	SFW11S-2ST____	17.4	12.24	10
*	12	SFW12S-2ST____	18.4	13.24	11
	13	SFW13S-2ST____	19.4	14.24	12
	14	SFW14S-2ST____	20.4	15.24	13
	15	SFW15S-2ST____	21.4	16.24	14
	16	SFW16S-2ST____	22.4	17.24	15
	17	SFW17S-2ST____	23.4	18.24	16
*	18	SFW18S-2ST____	24.4	19.24	17
*	19	SFW19S-2ST____	25.4	20.24	18
	20	SFW20S-2ST____	26.4	21.24	19
*	21	SFW21S-2ST____	27.4	22.24	20
	22	SFW22S-2ST____	28.4	23.24	21
	23	SFW23S-2ST____	29.4	24.24	22
	24	SFW24S-2ST____	30.4	25.24	23
*	25	SFW25S-2ST____	31.4	26.24	24
	26	SFW26S-2ST____	32.4	27.24	25
*	27	SFW27S-2ST____	33.4	28.24	26
	28	SFW28S-2ST____	34.4	29.24	27
	29	SFW29S-2ST____	35.4	30.24	28
	30	SFW30S-2ST____	36.4	31.24	29
*	31	SFW31S-2ST____	37.4	32.24	30
*	32	SFW32S-2ST____	38.4	33.24	31



NOTES

1. THIS PRODUCT IS THE CONNECTOR, DESIGNED TO TERMINATE FPC/FFC AND COPE WITH AUTOMATIC MOUNTING (SMT).
2. SEE PART DRAWINGS FOR DIMENSIONS A.B.C.
3. PLEASE CONSULT US IN CASE OF USING PARTS WITH \* MARK

mat'l. code				surface 58 / tolerance ISO 1302 ✓ ISO 406 ISO 1101		projection		product family 58SF		CODE JP	
ltr	ecn no	dr	date	tolerances unless otherwise specified				title			
AA	J04-0333	H.T	2004-10-13	angles	linear	mm		CAT. NO. TABLE FOR 1mm SPACING SMT CONNECTOR (CAT.No.SFW__S-2ST__)			
AB	J05-0547	H.T	2005-8-30			scale X		dwg no sheet 1 of 1 size			
AC	J06-0430	H.T	2006-10-19	dr	<i>H. Jafar</i> 2007-8-9			JSA 93342 A4			
AD	J07-0407	H.T	2007-8-9	enr	<i>H. Jafar</i> 2007-8-9			type Product Customer Drawing			
				chr	<i>R. Shouji</i> 2007-8-9						
				appd	<i>S. Daouad</i> 2007-8-16						
sheet index	revision	AD	sheet	1							Rev AD

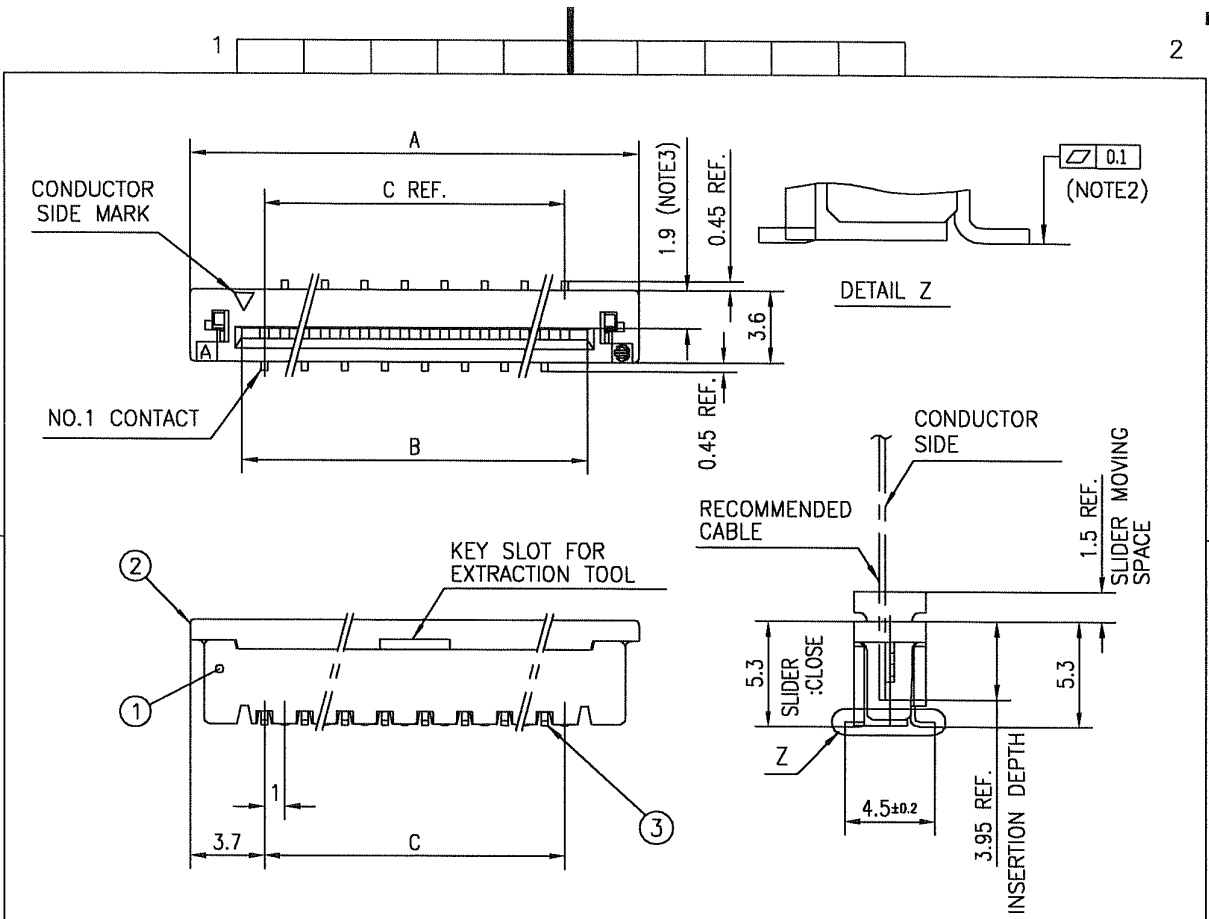
SC-SFWS01 form: A4 JSA93579 93836 93343 93338 93340 93341



FCIconnect.com

Copyright FCI.

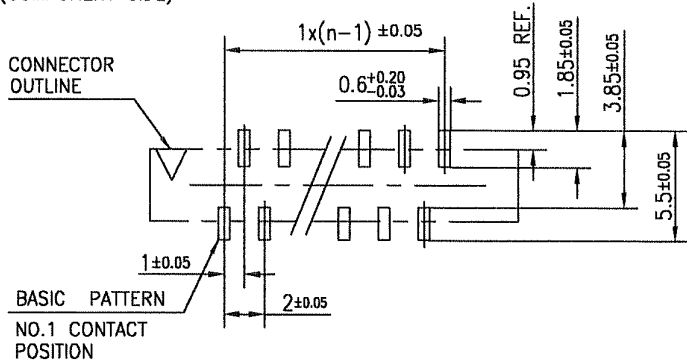




PT. NO.	PARTS NAME	MATERIAL	Q'TY	NOTE
1	HOUSING	GLASS FILLED THERMOPLASTIC RATED. (UL94V-0)	1	COLOR:BROWN
2	SLIDER		1	COLOR:BLACK
3	CONTACT	PHOSPHOR BRONZE	n	PLATING:TIN ALLOY

n : NO. OF CONTACTS

RECOMMENDED PC BOARD LAYOUT  
(COMPONENT SIDE)



NOTES

1. THIS PRODUCT IS THE CONNECTOR DESIGNED TO TERMINATE FPC/FFC AND COPE WITH AUTOMATIC MOUNTING (SMT).
2. FLATNESS OF CONTACT TERMINAL MUST BE WITHIN TOLERANCE IN Z PORTION DETAILED DRAWING.
3. THIS DIMENSION IS SPACE FOR THE NOZZLE OF MOUNTER.

mat'l. code		surface 58	tolerance ISO 1302	projection	product family 58SF	CODE JP	
ltr	ecn no	dr	date	tolerances unless otherwise specified	title		
AA	J04-0333	H.T	0ct.13/04	±0.2	1mm SPACING SURFACE MOUNT FPC/FFC CONNECTOR (CAT.No.SFW__S-2ST__)		
AB	J06-0430	H.T	10/19/06	linear	mm		
				angles	scale X		
				dr	dwg no		
				enrg	sheet 1 of 1		
				chr	JSA 93579		
				appd	size A4		
					type Product Customer Drawing		
sheet index	revision sheet	AB	1				Rev. AB

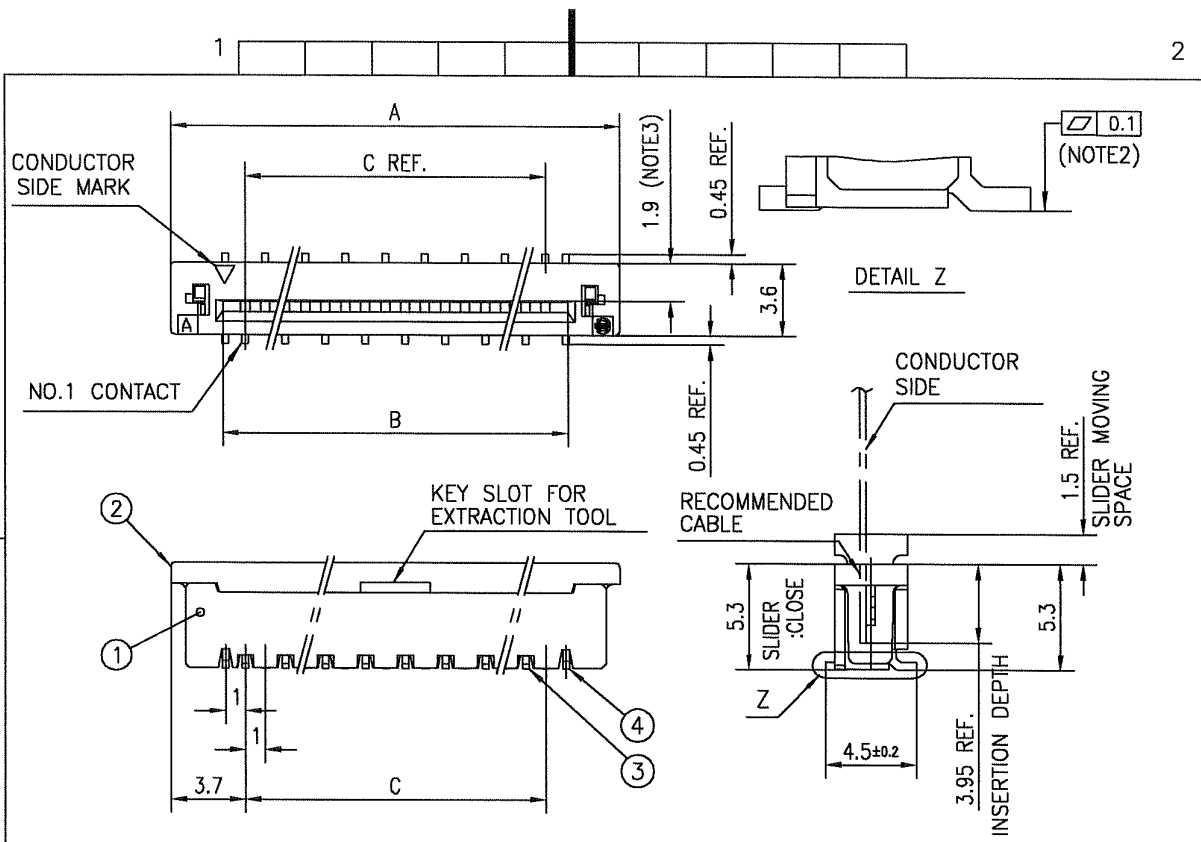
SC-SFWS01 JSA93342 form: A4



FCIconnect.com

Copyright FCI.

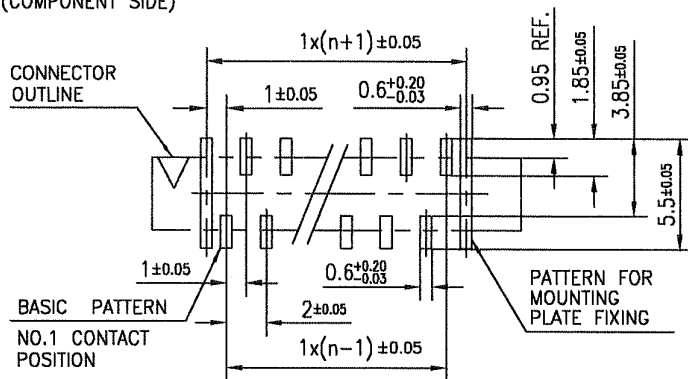




PT. NO.	PARTS NAME	MATERIAL	Q'TY	NOTE
1	HOUSING	GLASS FILLED THERMOPLASTIC RATED. (UL94V-0)	1	COLOR:BROWN
2	SLIDER	GLASS FILLED THERMOPLASTIC RATED. (UL94V-0)	1	COLOR:BLACK
3	CONTACT	PHOSPHOR BRONZE	n	PLATING:TIN ALLOY
4	MOUNTING PLATE	BRASS	2	

n : NO. OF CONTACTS

RECOMMENDED PC BOARD LAYOUT (COMPONENT SIDE)



NOTES

1. THIS PRODUCT IS THE CONNECTOR DESIGNED TO TERMINATE FPC/FFC AND COPE WITH AUTOMATIC MOUNTING (SMT).
2. FLATNESS OF CONTACT TERMINAL AND MOUNTING PLATE MUST BE WITHIN TOLERANCE IN Z PORTION DETAILED DRAWING.
3. THIS DIMENSION IS SPACE FOR THE NOZZLE OF MOUNTER.

mat'l. code		surface 58 / tolerance ISO 1302 / ISO 406 / ISO 1101		projection		product family 58SF		CODE JP		
ltr	ecn no	dr	date	tolerances unless otherwise specified		title				
AA	J04-0333	H.T	Oct.13/04	±0.2		1mm SPACING SURFACE MOUNT FPC/FFC CONNECTOR (CAT.No.SFW__S-2STM__)				
AB	J06-0430	H.T	10/19/06	angles	linear	mm		scale X		
sheet index		revision sheet	AB 1	dr	12/19/06	dwg no		sheet 1 of 1	size	
				enr	10/19/06	JSA 93836		A4		
				chr	10/19/06	type		Product Customer Drawing		
				appd	10/20/06					
				FCJ						Rev. AB

SC-SFWS01 JSA93342 form: A4

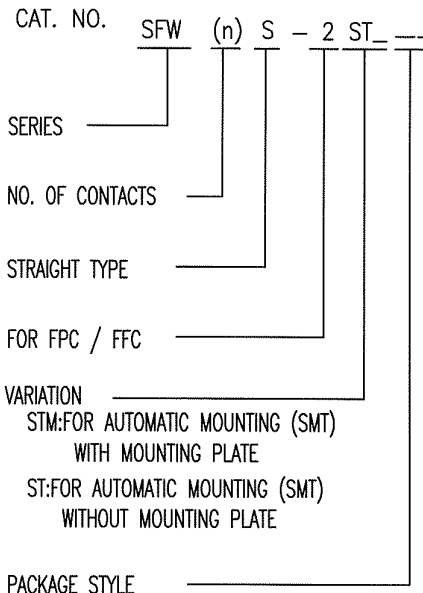


FCJconnect.com

Copyright FCJ.

CAT. NO. & DIMENSIONS

(NOTE4)	NO. OF CONTACTS (n)	CAT. NO. (NOTE2)	DIMENSIONS (NOTE3)		
			D ± 5	E ± 0.3	F ± 0.1
	4	SFW4S-2ST_E1	28.4	24	—
	5	SFW5S-2ST_E1	28.4	24	—
	6	SFW6S-2ST_E1	28.4	24	—
*	7	SFW7S-2ST_E1	28.4	24	—
	8	SFW8S-2ST_E1	28.4	24	—
*	9	SFW9S-2ST_E1	28.4	24	—
	10	SFW10S-2ST_E1	28.4	24	—
	11	SFW11S-2ST_E1	28.4	24	—
*	12	SFW12S-2ST_E1	36.4	32	28.4
	13	SFW13S-2ST_E1	36.4	32	28.4
	14	SFW14S-2ST_E1	36.4	32	28.4
	15	SFW15S-2ST_E1	36.4	32	28.4
	16	SFW16S-2ST_E1	48.4	44	40.4
	17	SFW17S-2ST_E1	48.4	44	40.4
*	18	SFW18S-2ST_E1	48.4	44	40.4
*	19	SFW19S-2ST_E1	48.4	44	40.4
	20	SFW20S-2ST_E1	48.4	44	40.4
*	21	SFW21S-2ST_E1	48.4	44	40.4
	22	SFW22S-2ST_E1	48.4	44	40.4
	23	SFW23S-2ST_E1	48.4	44	40.4
	24	SFW24S-2ST_E1	48.4	44	40.4
*	25	SFW25S-2ST_E1	48.4	44	40.4
	26	SFW26S-2ST_E1	48.4	44	40.4
*	27	SFW27S-2ST_E1	60.4	56	52.4
	28	SFW28S-2ST_E1	60.4	56	52.4
	29	SFW29S-2ST_E1	60.4	56	52.4
	30	SFW30S-2ST_E1	60.4	56	52.4
*	31	SFW31S-2ST_E1	60.4	56	52.4
*	32	SFW32S-2ST_E1	60.4	56	52.4



NOTES

1. THIS PRODUCT IS THE CONNECTOR DESIGNED TO TERMINATE FPC/FFC AND COPE WITH AUTOMATIC MOUNTING (SMT).
2. THIS CATALOG NO. INDICATES PLASTIC TAPE PACKAGED CONNECTOR.
3. SEE PART DRAWINGS FOR DIMENSIONS D~F.
4. PLEASE CONSULT US IN CASE OF USING PARTS WITH \* MARK.

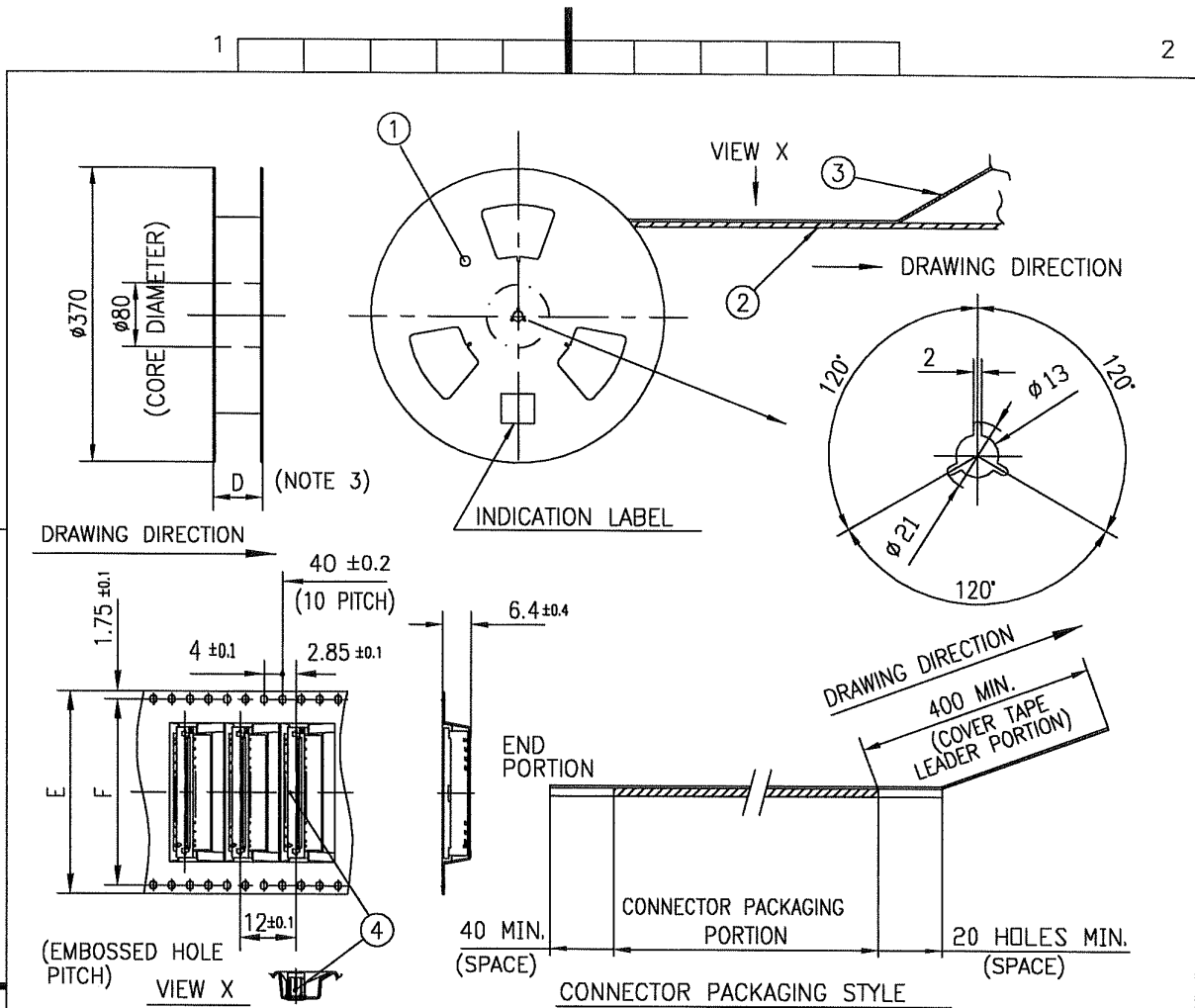


FCIconnect.com

Copyright FCI.

mat'l. code				surface 58 / tolerance ISO 1302 ✓ ISO 406 ISO 1101		projection		product family 58SF		CODE JP	
ltr	ecn no	dr	date	tolerances unless otherwise specified		mm		title			
AA	J04-0333	H.T	2004-10-13	angles	linear	mm		CAT NO. TABLE FOR PLASTIC TAPE PACKAGED 1mm SPACING SMT CONN. (CAT.No.SFW__S-2ST_E1)			
AB	J05-0547	H.T	2005-8-30			scale X		dwg no sheet 1 of 1 size			
AC	J06-0430	H.T	2006-10-19			FCI		JSA 93343 A4			
AD	J07-0407	H.T	2007-8-9	dr	engr			type Product Customer Drawing			
				chr	appd			Rev AD			
sheet index	revision sheet	AD	1								

JSA93342 form: A4 93338



PT. NO.	PARTS NAME	CAT. NO.	MATERIAL	Q'TY	NOTE
1	REEL	_____	CARDBOARD	1	COLOR:GRAY
2	PLASTIC (EMBOSSED) TAPE	_____	PET	_____	COLOR:TRANSPARENCY
3	COVER	_____	POLYESTER	_____	COLOR:TRANSPARENCY
4	CONNECTOR	SFW__S-2ST__	SEE ATTACHED DWG.	1000	_____

NOTES

1. THIS IS PLASTIC TAPE PACKAGED CONNECTOR USED FOR FPC/FFC AND CYPES WITH AUTOMATIC MOUNTING (SMT).
2. SEE JIS C 0806 (PACKING OF ELECTRONIC COMPONENTS ON CONTINUOUS TAPES (SURFACE MOUNTING DEVICES)) FOR SHAPE AND DIMENSIONS OF PLASTIC (EMBOSSED) TAPE AND REEL.
3. F DIMENSION IS PORTION OF THE CORE.

mat'l. code		surface 58 ISO 1302		tolerance ISO 406 ISO 1101		projection		product family 58SF		CODE JP	
ltr	ecn no	dr	date	tolerances unless otherwise specified		mm		title			
AA	J04-0333	H.T	Oct.13,'04	angles	linear	±5		PLASTIC TAPE PACKAGED 1mm SPACING SMT CONNECTOR (CATA.No.SFW__S-2ST_E1)			
AB	J06-0430	H.T	10/19/06	±5'		scale X		dwg no		sheet 1 of 1	
				dr	engr	FCJ		JSA 93338		size A4	
				chr	appd			type Product Customer Drawing			
sheet index	revision sheet	AB	1								Rev AB

JSA93342  
form: A4

93343

1

2

FCJ

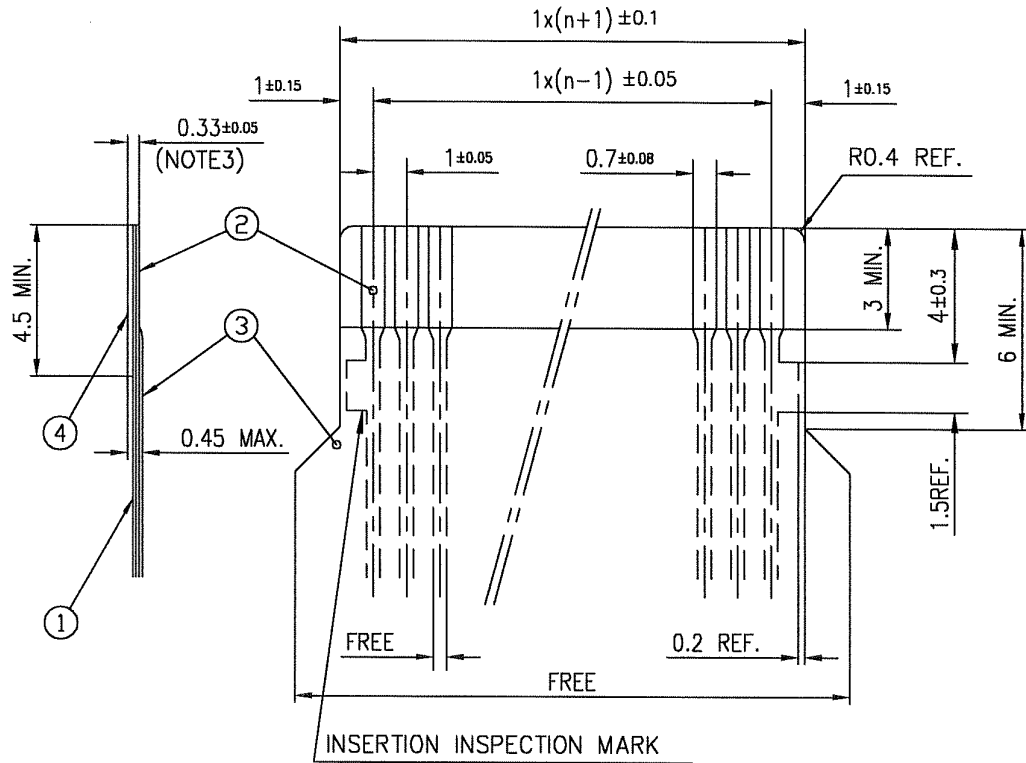
FCconnect.com

Copyright FCJ.



RECOMMENDED CABLE (FPC)

n : NO. OF CONDUCTORS



PT. NO.	DESCRIPTION	MATERIAL	THICKNESS (μm)
1	BASE FILM	POLYIMIDE OR POLYESTER OR EQUIVALENT	25
2	CONDUCTOR	COPPER FOIL(PLATING : SOLDER 1μm MIN.)	35
3	OVERLAY	POLYIMIDE OR POLYESTER OR EQUIVALENT	—
4	SUPPORTING TAPE	POLYESTER OR POLYIMIDE OR EQUIVALENT	188

NOTES

1. NO BURR AT EACH PORTION.
2. NO PEELING IN COMMON USE.
3. TOTAL THICKNESS LIMIT OF EACH MATERIAL (INCLUDING ADHESIVE AGENT) IS SPECIFIED.

mat'l. code				surface 58 / tolerance ISO 1302 ✓ ISO 406 ISO 1101		projection		product family 58SF		CODE JP		
ltr	ecn no	dr	date	tolerances unless otherwise specified		mm		title				
AA	J04-0333	H.T	Oct.13, '04	angles		mm		RECOMMENDED CABLE				
AB	J06-0430	H.T	10/19/06	linear		scale X		(CAT.No.SFW__S-2ST__)				
				dr	10/19/06		FCJ		dwg no		sheet 1 of 1	size
				enr	10/19/06				JSA 93340		A4	
				chr	10/19/06				type Product Customer Drawing			
				appd	10/20/06							
sheet index	revision sheet	AB	1									Rev. AB



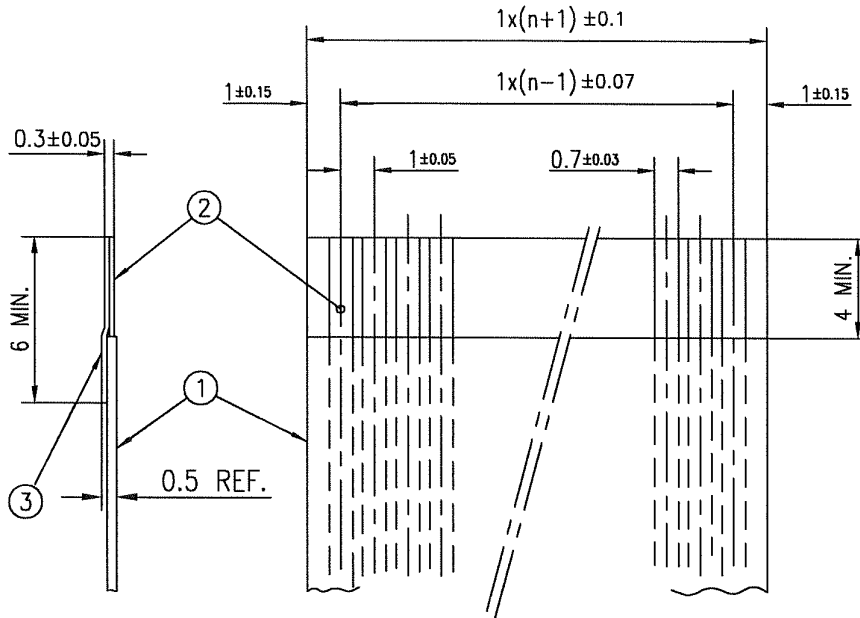
FCconnect.com

Copyright FCI.



RECOMMENDED CABLE (FFC)

n : NO. OF CONDUCTORS



PT. NO.	DESCRIPTION	MATERIAL	NOTE
1	INSULATOR	FLAME RESISTING POLYESTER OR EQUIVALENT	_____
2	CONDUCTOR	COPPER FOIL	PLATING: TIN OR SOLDER 1µm MIN.
3	SUPPORTING TAPE	FLAME RESISTING POLYESTER OR EQUIVALENT	_____

NOTES

1. NO BURR AT EACH PORTION.
2. NO PEELING IN COMMON USE.

mat'l. code				surface 5B	tolerance ISO 1302	ISO 406	projection	product family 58SF	CODE JP
ltr	ecn no	dr	date	tolerances unless otherwise specified			mm	title RECOMMENDED CABLE (CAT.No.SFW__S-2ST__)	
AA	J04-0333	H.T	04.13/04	angles	linear	scale X			
AB	J06-0430	H.T	10/19/06					dwg no JSA 93341 sheet 1 of 1 size A4	
				dr			FCJ	type Product Customer Drawing	
				enr					
				chr					
				appd					
sheet index	revision sheet	AB	1						Rev. AB



FCconnect.com

Copyright FCI.