

Copyright FCI.



FCIconnect.com

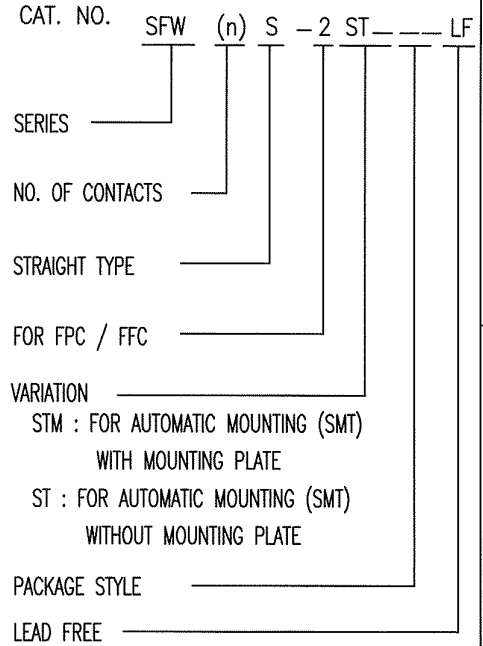
Configuration of Documents

P/N	Documents	No.	Title	CAT.No.	
SFW_S-25T(M)E1	Specification Connector dwg.	SC-SFWS01	CAT.NO.TABLE FOR 1mm SPACING SMT CONNECTOR	SFW_S-25T	
		JSA93342	1mm SPACING SURFACE MOUNT FPC/FCC CONNECTOR	SFW_S-25T	
		JSA93579	1mm SPACING SURFACE MOUNT FPC/FCC CONNECTOR	SFW_S-25TM	
		JSA93836	CAT. NO. TABLE FOR PLASTIC TAPE PACKAGED 1mm SPACING SMT CONN. RECOMMENDED CABLE	SFW_S-25T_E1	
	Cable dwg.	JSA93343		SFW_S-25T_E1	
	Manual	JSA93338		SFW_S-25T	
		JSA93340		SFW_S-25T	
		JSA93341		SFW_S-25T	
		BJM-SFWS101			
		Specification Connector dwg.	SC-SFWS02	CAT.NO.TABLE FOR 1mm SPACING SMT CONNECTOR	SFW_S-65T
SFW_S-65T(M)E1		JSA93900	1mm SPACING SURFACE MOUNT CIC CONNECTOR	SFW_S-65T	
		JSA93905	1mm SPACING SURFACE MOUNT CIC CONNECTOR	SFW_S-65TM	
		JSA93901	CAT. NO. TABLE FOR PLASTIC TAPE PACKAGED 1mm SPACING SMT CONN. RECOMMENDED CABLE	SFW_S-65T_E1	
		JSA93902		SFW_S-65T_E1	
	Cable dwg.	JSA93903		SFW_S-65T	
	Manual	JSA93904		SFW_S-65T	
		BJM-SFWS102			
		Specification Connector dwg.	SC-SFWS03	CAT.NO.TABLE FOR 1mm SPACING SMT CONNECTOR	SFW_S-25T_LF
		JSA96516	1mm SPACING SURFACE MOUNT FPC/FCC CONNECTOR	SFW_S-25T_LF	
		JSA96517	1mm SPACING SURFACE MOUNT FPC/FCC CONNECTOR	SFW_S-25TM_LF	
SFW_S-25T(M)E1LF		JSA96518	CAT. NO. TABLE FOR PLASTIC TAPE PACKAGED 1mm SPACING SMT CONN. RECOMMENDED CABLE	SFW_S-25T_L1LF	
		JSA96519		SFW_S-25T_L1LF	
	Cable dwg.	JSA96520		SFW_S-25T_L1LF	
	Manual	JSA93340		SFW_S-25T_LF	
		JSA93341		SFW_S-25T_LF	
		BJM-SFWS101			
		Specification Connector dwg.	SC-SFWS04	CAT. NO. TABLE FOR 1mm SPACING SMT CONNECTOR	SFW_S-65T_LF
		JSA96521	1mm SPACING SURFACE MOUNT CIC CONNECTOR	SFW_S-65T_LF	
		JSA96522	1mm SPACING SURFACE MOUNT CIC CONNECTOR	SFW_S-65TM_LF	
		JSA96523	CAT. NO. TABLE FOR PLASTIC TAPE PACKAGED 1mm SPACING SMT CONN. RECOMMENDED CABLE	SFW_S-65T_L1LF	
SFW_S-65T(M)E1LF		JSA96524		SFW_S-65T_L1LF	
		JSA96525		SFW_S-65T_L1LF	
	Cable dwg.	JSA93904		SFW_S-65T_LF	
	Manual	BJM-SFWS102		SFW_S-65T_LF	

mat'l. code		surface 58		tolerance		projection		product family		58SF		CODE JP	
ISO 1302		ISO 406		ISO 1101				title		SFW_S Documents Configuration			
A J05-0334		H.T		6/3/'05		mm		title		SFW_S Documents Configuration			
B J05-0377		H.T		6/22/'05				title		SFW_S Documents Configuration			
C J06-0430		H.T		10/19/'06		scale X		title		SFW_S Documents Configuration			
		dr		10/19/06		FCI		dwg no		sheet 1 of 1		size	
		enr		10/19/06				JSA96060		A4			
		chr		10/19/06				type		Product Customer Drawing			
		appd		10/20/06									
sheet index		revision sheet		C 1								Rev C	

CAT. NO. & DIMENSIONS

NOTE3	NO. OF CONTACTS (n)	CAT. NO.	DIMENSIONS (NOTE2)		
			A ±0.2	B ±0.2	C ±0.2
	4	SFW4S-2ST__LF	10.4	5.24	3
	5	SFW5S-2ST__LF	11.4	6.24	4
	6	SFW6S-2ST__LF	12.4	7.24	5
*	7	SFW7S-2ST__LF	13.4	8.24	6
	8	SFW8S-2ST__LF	14.4	9.24	7
*	9	SFW9S-2ST__LF	15.4	10.24	8
	10	SFW10S-2ST__LF	16.4	11.24	9
	11	SFW11S-2ST__LF	17.4	12.24	10
*	12	SFW12S-2ST__LF	18.4	13.24	11
	13	SFW13S-2ST__LF	19.4	14.24	12
	14	SFW14S-2ST__LF	20.4	15.24	13
	15	SFW15S-2ST__LF	21.4	16.24	14
	16	SFW16S-2ST__LF	22.4	17.24	15
	17	SFW17S-2ST__LF	23.4	18.24	16
*	18	SFW18S-2ST__LF	24.4	19.24	17
*	19	SFW19S-2ST__LF	25.4	20.24	18
	20	SFW20S-2ST__LF	26.4	21.24	19
*	21	SFW21S-2ST__LF	27.4	22.24	20
	22	SFW22S-2ST__LF	28.4	23.24	21
	23	SFW23S-2ST__LF	29.4	24.24	22
	24	SFW24S-2ST__LF	30.4	25.24	23
*	25	SFW25S-2ST__LF	31.4	26.24	24
	26	SFW26S-2ST__LF	32.4	27.24	25
*	27	SFW27S-2ST__LF	33.4	28.24	26
	28	SFW28S-2ST__LF	34.4	29.24	27
	29	SFW29S-2ST__LF	35.4	30.24	28
	30	SFW30S-2ST__LF	36.4	31.24	29
*	31	SFW31S-2ST__LF	37.4	32.24	30
*	32	SFW32S-2ST__LF	38.4	33.24	31



NOTES

1. THIS PRODUCT IS THE CONNECTOR, DESIGNED TO TERMINATE FPC/FFC AND COPES WITH AUTOMATIC MOUNTING (SMT).
2. SEE PART DRAWINGS FOR DIMENSIONS A.B.C.
3. PLEASE CONSULT US IN CASE OF USING PARTS WITH * MARK

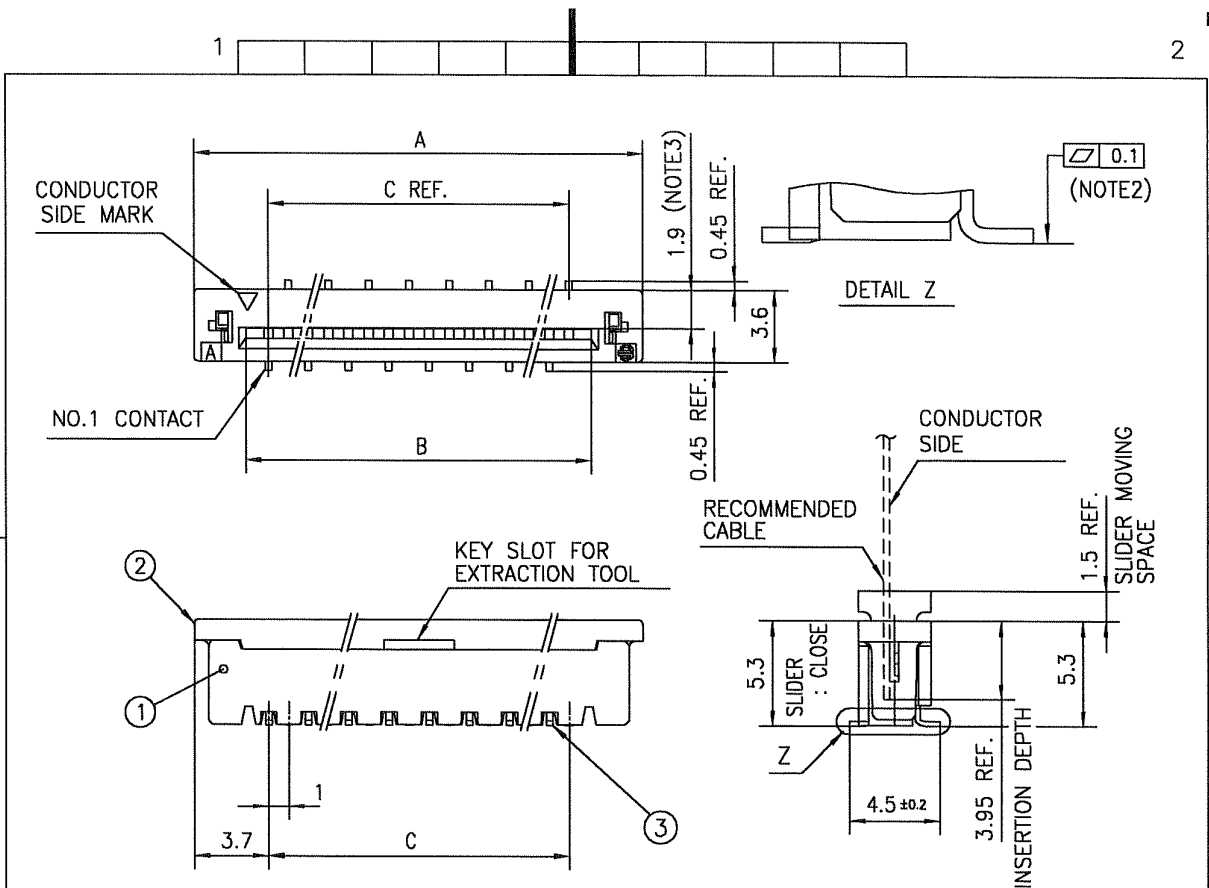
mat'l. code				surface 58 / tolerance ISO 1302 ✓ ISO 406 ISO 1101		projection		product family 58SF		CODE JP	
ltr ecn no dr date				tolerances unless otherwise specified				title			
A J05-0377 H.T 2005-6-22				angles linear		mm		CAT. NO. TABLE FOR 1mm SPACING SMT CONNECTOR (CAT.No.SFW__S-2ST__LF)			
B J05-0547 H.T 2005-8-30						scale X		dwg no sheet 1 of 1 size			
C J06-0430 H.T 2006-10-19								JSA 96516 A4			
D J07-0407 H.T 2007-8-9				dr <i>K. J. J. 2007-8-9</i>				type Product Customer Drawing			
sheet index				revision D						Rev D	
sheet 1											

SC-SFWS 03 JSA96517 96518 96519 96520 93340 93341 form: A4



FCIconnect.com

Copyright FCI.



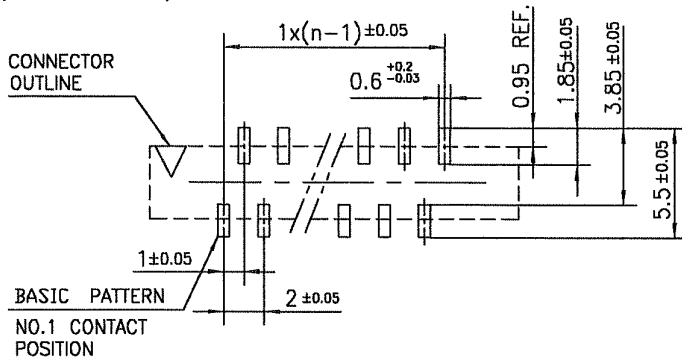
PT. NO.	PARTS NAME	MATERIAL	Q'TY	NOTE
1	HOUSING	GLASS FILLED THERMOPLASTIC RATED.	1	COLOR : BROWN
2	SLIDER	(UL94V-0)	1	COLOR : BLACK
3	CONTACT	PHOSPHOR BRONZE	n	PLATING : TIN Ni UNDER PLATED(LEAD FREE)

n : NO. OF CONTACTS

NOTES

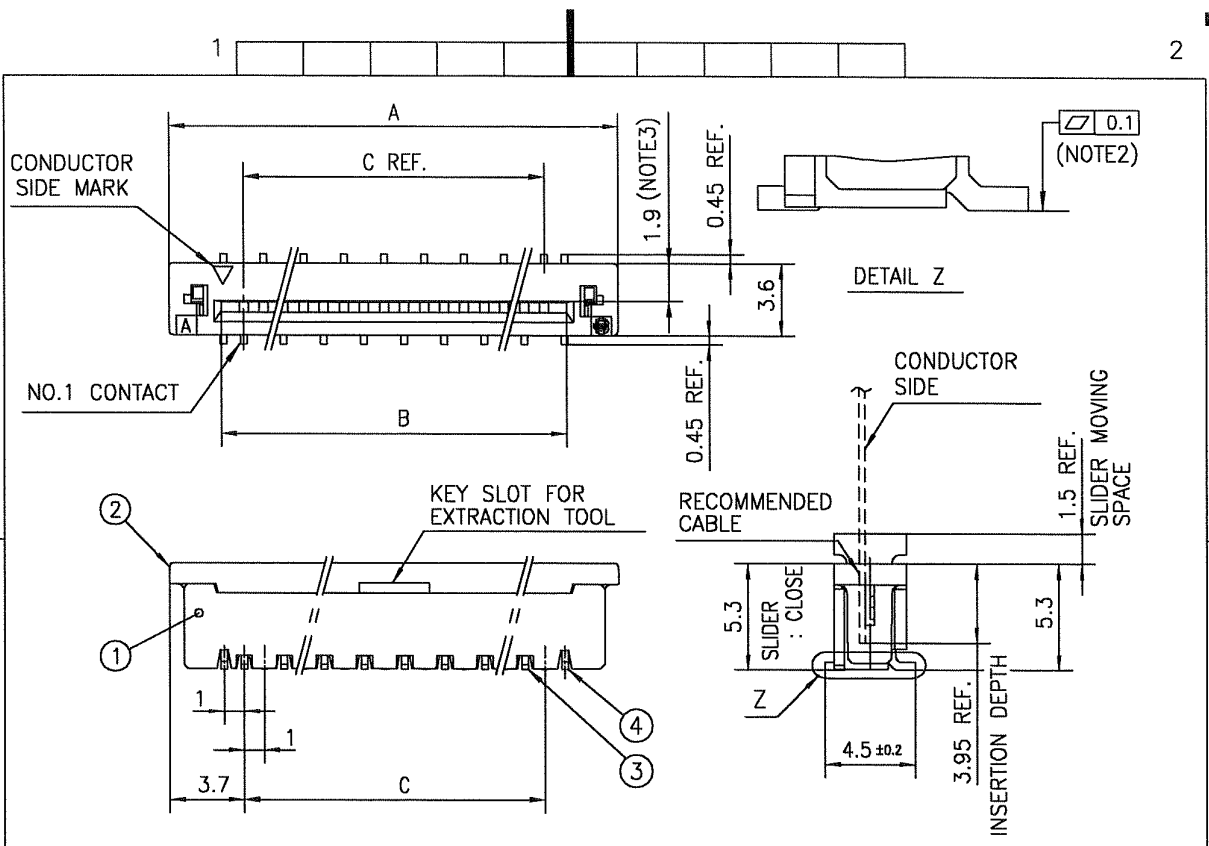
1. THIS PRODUCT IS THE CONNECTOR DESIGNED TO TERMINATE FPC/FFC AND COPES WITH AUTOMATIC MOUNTING (SMT).
2. FLATNESS OF CONTACT TERMINAL MUST BE WITHIN TOLERANCE IN Z PORTION DETAILED DRAWING.
3. THIS DIMENSION IS SPACE FOR THE NOZZLE OF MOUNTER.
4. THIS PRODUCT MEETS EUROPEAN UNION DIRECTIVES AND OTHER COUNTRY REGULATIONS AS DESCRIBED IN GS-22-008
5. THE HOUSING WILL WITHSTAND EXPOSURE TO 260°C PEAK TEMPERATURE FOR 10 SECONDS IN A REFLOW SOLDERING OVEN.

RECOMMENDED PC BOARD LAYOUT (COMPONENT SIDE)



mat'l. code				surface 58 ISO 1302	tolerance ISO 406 ISO 1101	projection	product family	58SF	CODE JP
ltr	ecn no	dr	date	tolerances unless otherwise specified		mm	title		
A	J05-0377	H.T	6/22/05	angles	linear		1mm SPACING SURFACE MOUNT FPC/FFC CONNECTOR (CAT.No.SFW__S-2ST__LF)		
B	J05-0731	H.T	10/28/05				scale X		
C	J06-0430	H.T	10/19/06				sheet 1 of 1 size		
				dr	10/19/06	FCJ	JSA 96517		
				enr	10/19/06		sheet A4		
				chr	10/19/06		type Product Customer Drawing		
				appd	10/20/06		Rev c		
sheet index	revision sheet	C	1						

SC-SFWS 03 JSA96516 form: A4



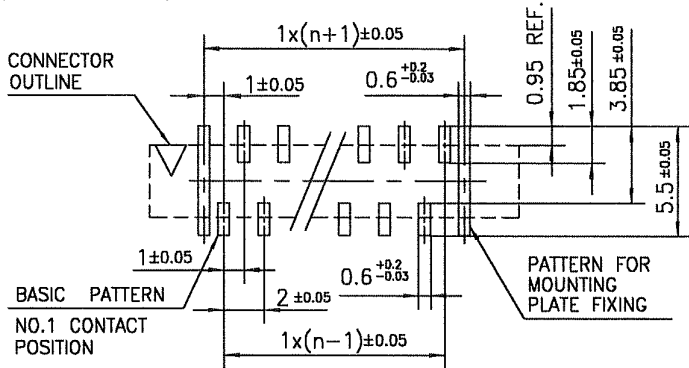
PT. NO.	PARTS NAME	MATERIAL	Q'TY	NOTE
1	HOUSING	GLASS FILLED THERMOPLASTIC RATED. (UL94V-0)	1	COLOR : BROWN
2	SLIDER		1	COLOR : BLACK
3	CONTACT	PHOSPHOR BRONZE	n	PLATING : TIN Ni UNDER PLATED(LEAD FREE)
4	MOUNTING PLATE	BRASS	2	

n : NO. OF CONTACTS

NOTES

1. THIS PRODUCT IS THE CONNECTOR DESIGNED TO TERMINATE FPC/FFC AND COPE WITH AUTOMATIC MOUNTING (SMT).
2. FLATNESS OF CONTACT TERMINAL AND MOUNTING PLATE MUST BE WITHIN TOLERANCE IN Z PORTION DETAILED DRAWING.
3. THIS DIMENSION IS SPACE FOR THE NOZZLE OF MOUNTER.
4. THIS PRODUCT MEETS EUROPEAN UNION DIRECTIVES AND OTHER COUNTRY REGULATIONS AS DESCRIBED IN GS-22-008
5. THE HOUSING WILL WITHSTAND EXPOSURE TO 260°C PEAK TEMPERATURE FOR 10 SECONDS IN A REFLOW SOLDERING OVEN.

RECOMMENDED PC BOARD LAYOUT (COMPONENT SIDE)

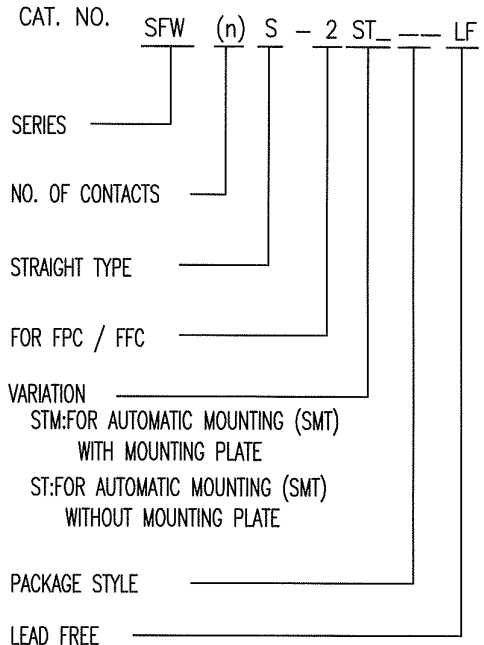


mat'l. code			surface 58 ISO 1302	tolerance ISO 406 ISO 1101	projection	product family 58SF	CODE JP
ltr	ecn no	dr	date	tolerances unless otherwise specified	mm	title	
A	J05-0377	H.T	6/22/05	angles		1mm SPACING SURFACE MOUNT FPC/FFC CONNECTOR (CAT.No.SFW__S-2STM__LF)	
B	J05-0731	H.T	10/28/05	linear		±0.2	
C	J06-0430	H.T	10/19/06		scale	X	
			dr	<i>[Signature]</i> 10/19/06	FCJ	dwg no	
			enr	<i>[Signature]</i> 10/19/06		sheet 1 of 1 size	
			chr	<i>[Signature]</i> 10/19/06		JSA 96518 A4	
			appd	<i>[Signature]</i> 10/20/06		type Product Customer Drawing	
sheet index	revision sheet	C	1				Rev. c

SC-SFWS 03 JSA96516 form: A4

CAT. NO. & DIMENSIONS

(NOTE4)	NO. OF CONTACTS (n)	CAT. NO. (NOTE2)	DIMENSIONS (NOTE3)		
			D ± 5	E ± 0.3	F ± 0.1
	4	SFW4S-2ST_E1LF	28.4	24	—
	5	SFW5S-2ST_E1LF	28.4	24	—
	6	SFW6S-2ST_E1LF	28.4	24	—
*	7	SFW7S-2ST_E1LF	28.4	24	—
	8	SFW8S-2ST_E1LF	28.4	24	—
*	9	SFW9S-2ST_E1LF	28.4	24	—
	10	SFW10S-2ST_E1LF	28.4	24	—
	11	SFW11S-2ST_E1LF	28.4	24	—
*	12	SFW12S-2ST_E1LF	36.4	32	28.4
	13	SFW13S-2ST_E1LF	36.4	32	28.4
	14	SFW14S-2ST_E1LF	36.4	32	28.4
	15	SFW15S-2ST_E1LF	36.4	32	28.4
	16	SFW16S-2ST_E1LF	48.4	44	40.4
	17	SFW17S-2ST_E1LF	48.4	44	40.4
*	18	SFW18S-2ST_E1LF	48.4	44	40.4
*	19	SFW19S-2ST_E1LF	48.4	44	40.4
	20	SFW20S-2ST_E1LF	48.4	44	40.4
*	21	SFW21S-2ST_E1LF	48.4	44	40.4
	22	SFW22S-2ST_E1LF	48.4	44	40.4
	23	SFW23S-2ST_E1LF	48.4	44	40.4
	24	SFW24S-2ST_E1LF	48.4	44	40.4
*	25	SFW25S-2ST_E1LF	48.4	44	40.4
	26	SFW26S-2ST_E1LF	48.4	44	40.4
*	27	SFW27S-2ST_E1LF	60.4	56	52.4
	28	SFW28S-2ST_E1LF	60.4	56	52.4
	29	SFW29S-2ST_E1LF	60.4	56	52.4
	30	SFW30S-2ST_E1LF	60.4	56	52.4
*	31	SFW31S-2ST_E1LF	60.4	56	52.4
*	32	SFW32S-2ST_E1LF	60.4	56	52.4



STM:FOR AUTOMATIC MOUNTING (SMT) WITH MOUNTING PLATE

ST:FOR AUTOMATIC MOUNTING (SMT) WITHOUT MOUNTING PLATE

NOTES

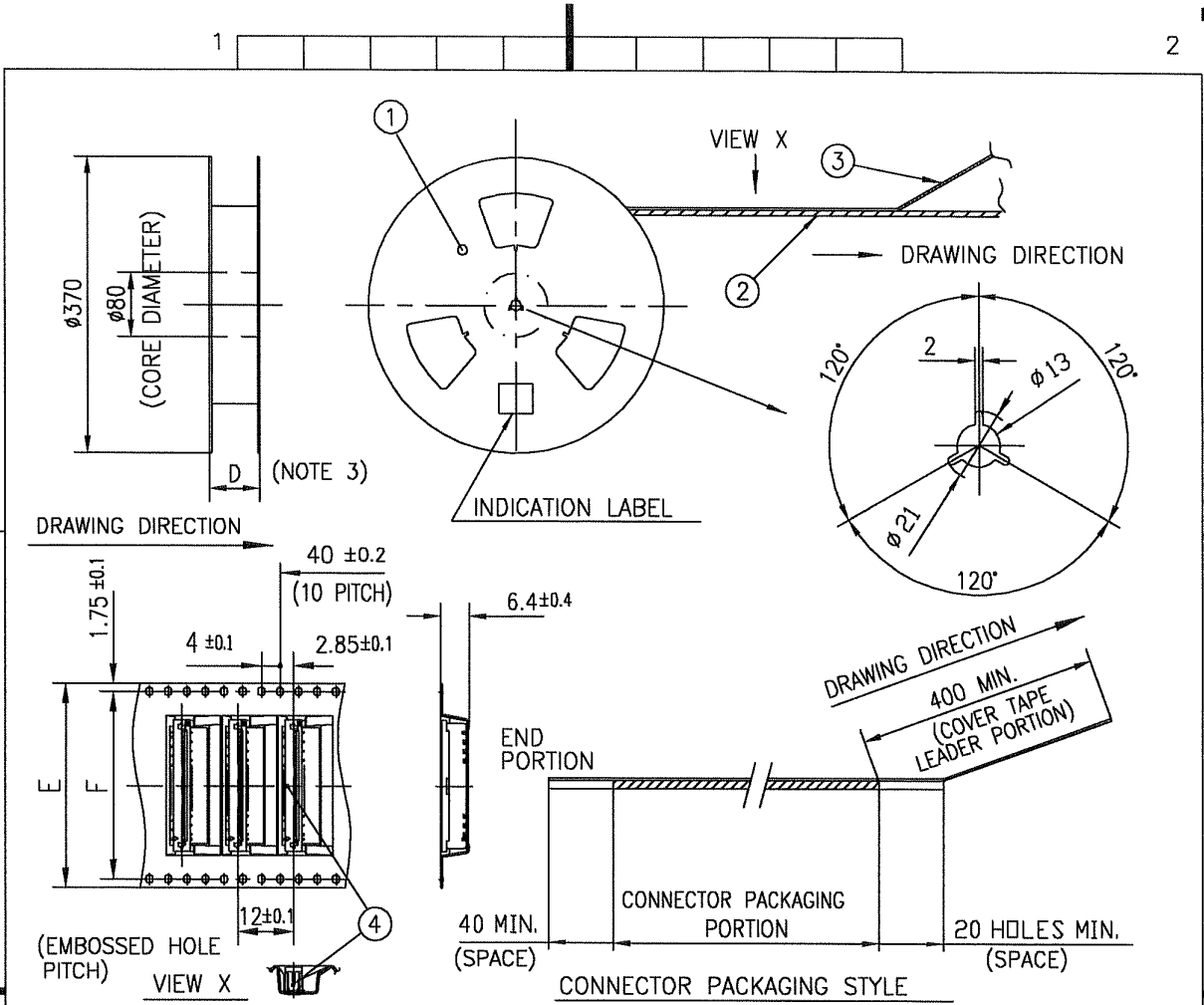
1. THIS PRODUCT IS THE CONNECTOR DESIGNED TO TERMINATE FPC/FFC AND COPES WITH AUTOMATIC MOUNTING (SMT).
2. THIS CATALOG NO. INDICATES PLASTIC TAPE PACKAGED CONNECTOR.
3. SEE PART DRAWINGS FOR DIMENSIONS D~F.
4. PLEASE CONSULT US IN CASE OF USING PARTS WITH * MARK.



Copyright FCI.

mat'l. code				surface 58 / tolerance ISO 1302 ✓ ISO 406 ISO 1101		projection		product family 58SF		CODE JP	
litr ecn no dr date				tolerances unless otherwise specified		mm		title			
A J05-0377 H.T 2005-6-22				angles linear		scale X		CAT NO. TABLE FOR PLASTIC TAPE PACKAGED 1mm SPACING SMT CONN. (CAT.No.SFW__S-2ST_E1LF)			
B J05-0547 H.T 2005-8-30				dr		FCI		dwg no		sheet 1 of 1 size	
C J06-0430 H.T 2006-10-19				enrg				JSA 96519		A4	
D J07-0407 H.T 2007-8-9				chr				type Product Customer Drawing		Rev D	
sheet index				revision sheet		D				D	

SC-SFWS 03 JSA96516 96520 form: A4



PT. NO.	PARTS NAME	CAT. NO.	MATERIAL	Q'TY	NOTE
1	REEL	_____	CARDBOARD	1	COLOR:GRAY
2	PLASTIC (EMBOSSED) TAPE	_____	PET	_____	COLOR:TRANSPARENCY
3	COVER	_____	POLYESTER	_____	COLOR:TRANSPARENCY
4	CONNECTOR	SFW__S-2ST__LF	SEE ATTACHED DWG.	1000	_____

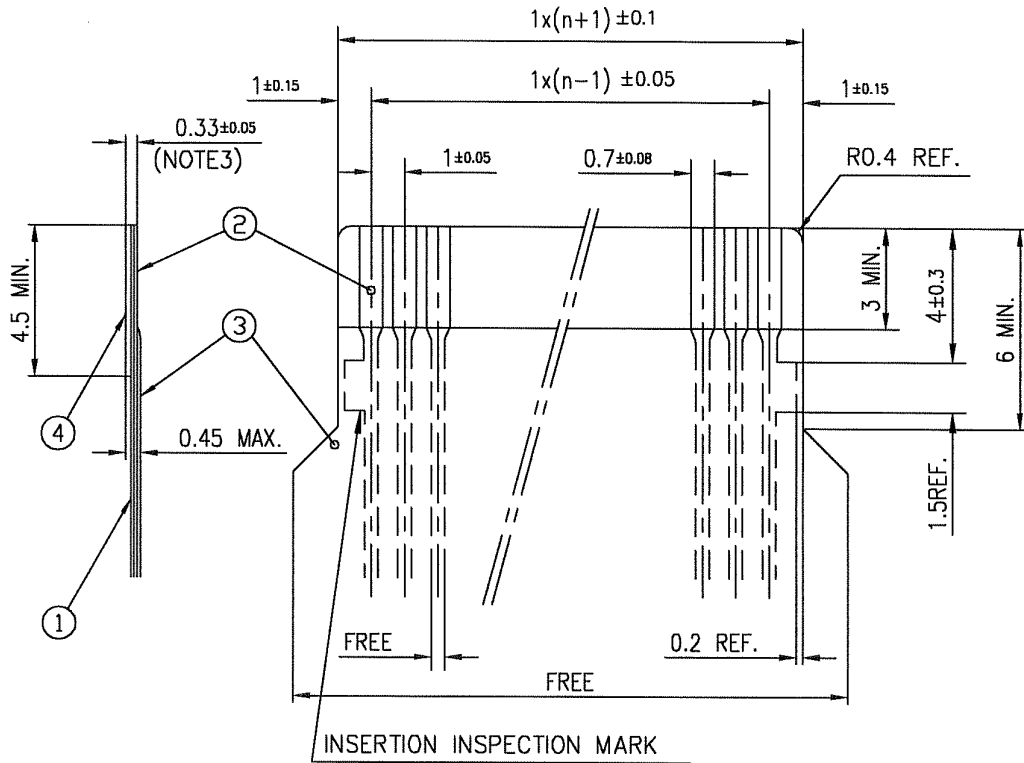
- NOTES
1. THIS IS PLASTIC TAPE PACKAGED CONNECTOR USED FOR FPC/FFC AND COPES WITH AUTOMATIC MOUNTING (SMT).
 2. SEE JIS C 0806 (PACKING OF ELECTRONIC COMPONENTS ON CONTINUOUS TAPES (SURFACE MOUNTING DEVICES)) FOR SHAPE AND DIMENSIONS OF PLASTIC (EMBOSSED) TAPE AND REEL.
 3. F DIMENSION IS PORTION OF THE CORE.

mat'l. code		surface 58 ISO 1302		tolerance ISO 406 ISO 1101		projection		product family 58SF		CODE JP	
ltr	ecn no	dr	date	tolerances unless otherwise specified		mm		title PLASTIC TAPE PACKAGED 1mm SPACING SMT CONNECTOR (CATA.No.SFW__S-2ST_E1LF)			
A	J05-0377	H.T	6/22/05	angles	linear	mm		dwg no sheet 1 of 1 size JSA 96520 A4 type Product Customer Drawing			
B	J06-0430	H.T	10/19/06	±5°		scale X					
				dr	10/19/06						
				enr	10/19/06						
				chr	10/19/06						
				appd	10/20/06						
sheet index	revision sheet	B	1								

SC-SFWS 03 JSA96519
form: A4

RECOMMENDED CABLE (FPC)

n : NO. OF CONDUCTORS



PT. NO.	DESCRIPTION	MATERIAL	THICKNESS (μm)
1	BASE FILM	POLYIMIDE OR POLYESTER OR EQUIVALENT	25
2	CONDUCTOR	COPPER FOIL(PLATING : SOLDER $1\mu\text{m}$ MIN.)	35
3	OVERLAY	POLYIMIDE OR POLYESTER OR EQUIVALENT	—
4	SUPPORTING TAPE	POLYESTER OR POLYIMIDE OR EQUIVALENT	188

NOTES

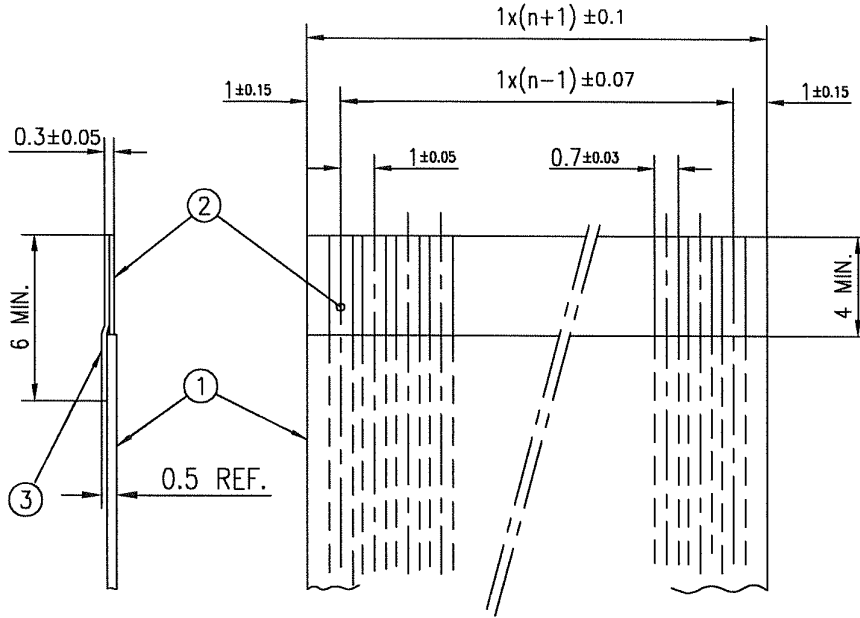
1. NO BURR AT EACH PORTION.
2. NO PEELING IN COMMON USE.
3. TOTAL THICKNESS LIMIT OF EACH MATERIAL (INCLUDING ADHESIVE AGENT) IS SPECIFIED.

mat'l. code				surface 58 / tolerance ISO 1302 <input checked="" type="checkbox"/> ISO 406 ISO 1101		projection		product family 58SF		CODE JP		
ltr	ecn no	dr	date	tolerances unless otherwise specified				title				
AA	J04-0333	H.T	Oct.13, '04	angles		mm		RECOMMENDED CABLE				
AB	J06-0430	H.T	10/19/06	linear		scale \times		(CAT.No.SFW__S-2ST__)				
				dr	<i>[Signature]</i> 10/19/06		dwg no		sheet 1 of 1		size	
				enr	<i>[Signature]</i> 10/19/06		JSA 93340				A4	
				chr	<i>[Signature]</i> 10/19/06		type		Product Customer Drawing			
				appd	<i>[Signature]</i> 10/20/06							
sheet index	revision sheet	AB	1									Rev. AB

form: A4

RECOMMENDED CABLE (FFC)

n : NO. OF CONDUCTORS



PT. NO.	DESCRIPTION	MATERIAL	NOTE
1	INSULATOR	FLAME RESISTING POLYESTER OR EQUIVALENT	_____
2	CONDUCTOR	COPPER FOIL	PLATING: TIN OR SOLDER 1µm MIN.
3	SUPPORTING TAPE	FLAME RESISTING POLYESTER OR EQUIVALENT	_____

NOTES

1. NO BURR AT EACH PORTION.
2. NO PEELING IN COMMON USE.

mat'l. code				surface 5B / tolerance ISO 1302 / ISO 406 / ISO 1101	projection	product family 58SF	CODE JP	
ltr	ecn no	dr	date	tolerances unless otherwise specified	mm	title RECOMMENDED CABLE (CAT.No.SFW__S-2ST__)		
AA	J04-0333	H.T	0ct.13/04	angles				
AB	J06-0430	H.T	10/19/06	linear	scale X	dwg no JSA 93341 sheet 1 of 1 size A4		
				dr		type Product Customer Drawing		
				enr				
				chr				
				appd				
sheet index	revision sheet	AB	1					Rev. AB

form: A4