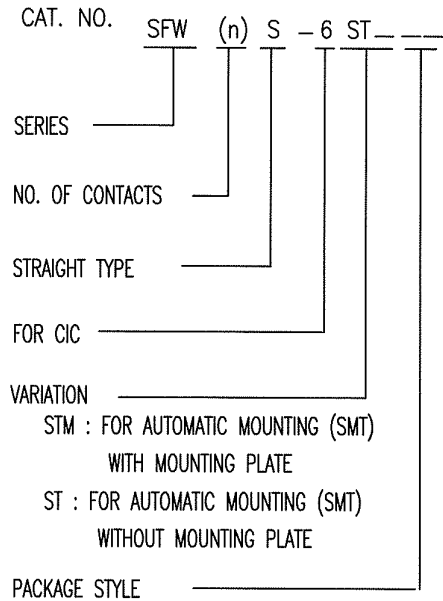


CAT. NO. & DIMENSIONS

NOTE3	NO. OF CONTACTS (n)	CAT. NO.	DIMENSIONS (NOTE2)		
			A ±0.2	B ±0.2	C ±0.2
	4	SFW4S-6ST___	10.4	5.24	3
	5	SFW5S-6ST___	11.4	6.24	4
	6	SFW6S-6ST___	12.4	7.24	5
*	7	SFW7S-6ST___	13.4	8.24	6
	8	SFW8S-6ST___	14.4	9.24	7
*	9	SFW9S-6ST___	15.4	10.24	8
	10	SFW10S-6ST___	16.4	11.24	9
	11	SFW11S-6ST___	17.4	12.24	10
*	12	SFW12S-6ST___	18.4	13.24	11
	13	SFW13S-6ST___	19.4	14.24	12
	14	SFW14S-6ST___	20.4	15.24	13
	15	SFW15S-6ST___	21.4	16.24	14
	16	SFW16S-6ST___	22.4	17.24	15
	17	SFW17S-6ST___	23.4	18.24	16
*	18	SFW18S-6ST___	24.4	19.24	17
*	19	SFW19S-6ST___	25.4	20.24	18
	20	SFW20S-6ST___	26.4	21.24	19
*	21	SFW21S-6ST___	27.4	22.24	20
	22	SFW22S-6ST___	28.4	23.24	21
	23	SFW23S-6ST___	29.4	24.24	22
	24	SFW24S-6ST___	30.4	25.24	23
*	25	SFW25S-6ST___	31.4	26.24	24
	26	SFW26S-6ST___	32.4	27.24	25
*	27	SFW27S-6ST___	33.4	28.24	26
	28	SFW28S-6ST___	34.4	29.24	27
	29	SFW29S-6ST___	35.4	30.24	28
	30	SFW30S-6ST___	36.4	31.24	29
*	31	SFW31S-6ST___	37.4	32.24	30
*	32	SFW32S-6ST___	38.4	33.24	31



NOTES

1. THIS PRODUCT IS THE CONNECTOR, DESIGNED TO TERMINATE CIC AND COPES WITH AUTOMATIC MOUNTING (SMT).
2. SEE PART DRAWINGS FOR DIMENSIONS A.B.C.
3. PLEASE CONSULT US IN CASE OF USING PARTS WITH * MARK

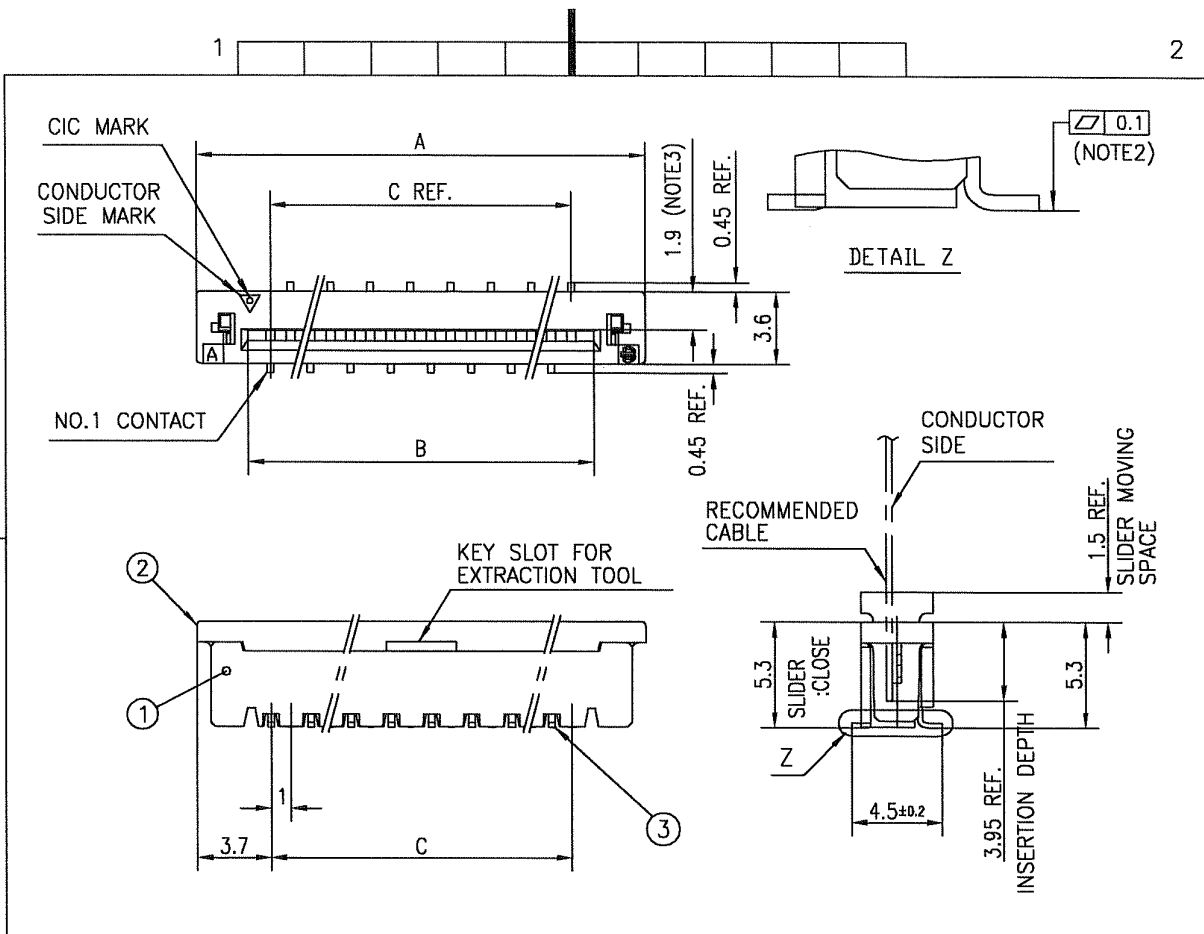
mat'l. code				surface 58 / ISO 1302 ✓		tolerance ISO 406 / ISO 1101		projection		product family 58SF		CODE JP	
ltr	ecn no	dr	date	tolerances unless otherwise specified				mm		title			
AA	J04-0333	H.T	2004-10-13	angles linear				mm		CAT. NO. TABLE FOR 1mm SPACING SMT CONNECTOR (CAT.No.SFW__S-6ST__)			
AB	J05-0547	H.T	2005-8-30					scale X		dwg no sheet 1 of 1 size			
AC	J06-0430	H.T	2006-10-19					FCI		JSA 93900 A4			
AD	J07-0407	H.T	2007-8-9	dr 2007-8-9						type Product Customer Drawing			
				engr 2007-8-9									
				chr 2007-8-19									
				appd 2007-8-16									
sheet index	revision	AD											Rev AD
	sheet	1											

SC-SFWS02 JSA93905 93901 93902 93903 93904 form: A4



FCIconnect.com

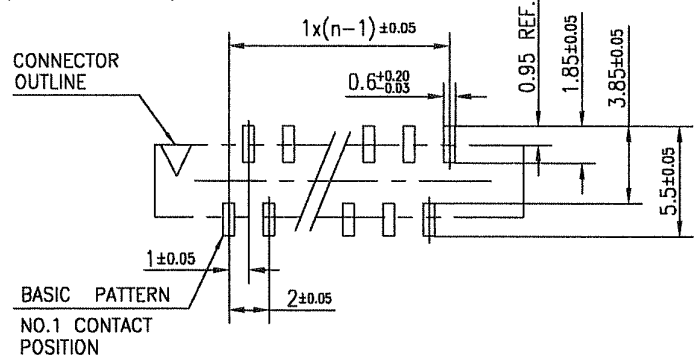
Copyright FCI.



PT. NO.	PARTS NAME	MATERIAL	Q'TY	NOTE
1	HOUSING	GLASS FILLED THERMOPLASTIC RATED. (UL94V-0)	1	COLOR:BROWN
2	SLIDER	PHOSPHOR BRONZE	1	COLOR:BLACK
3	CONTACT	PHOSPHOR BRONZE	n	PLATING:TIN ALLOY

n : NO. OF CONTACTS

RECOMMENDED PC BOARD LAYOUT (COMPONENT SIDE)



NOTES

- THIS PRODUCT IS THE CONNECTOR DESIGNED TO TERMINATE CIC AND COPES WITH AUTOMATIC MOUNTING (SMT).
- FLATNESS OF CONTACT TERMINAL MUST BE WITHIN TOLERANCE IN Z PORTION DETAILED DRAWING.
- THIS DIMENSION IS SPACE FOR THE NOZZLE OF MOUNTER.

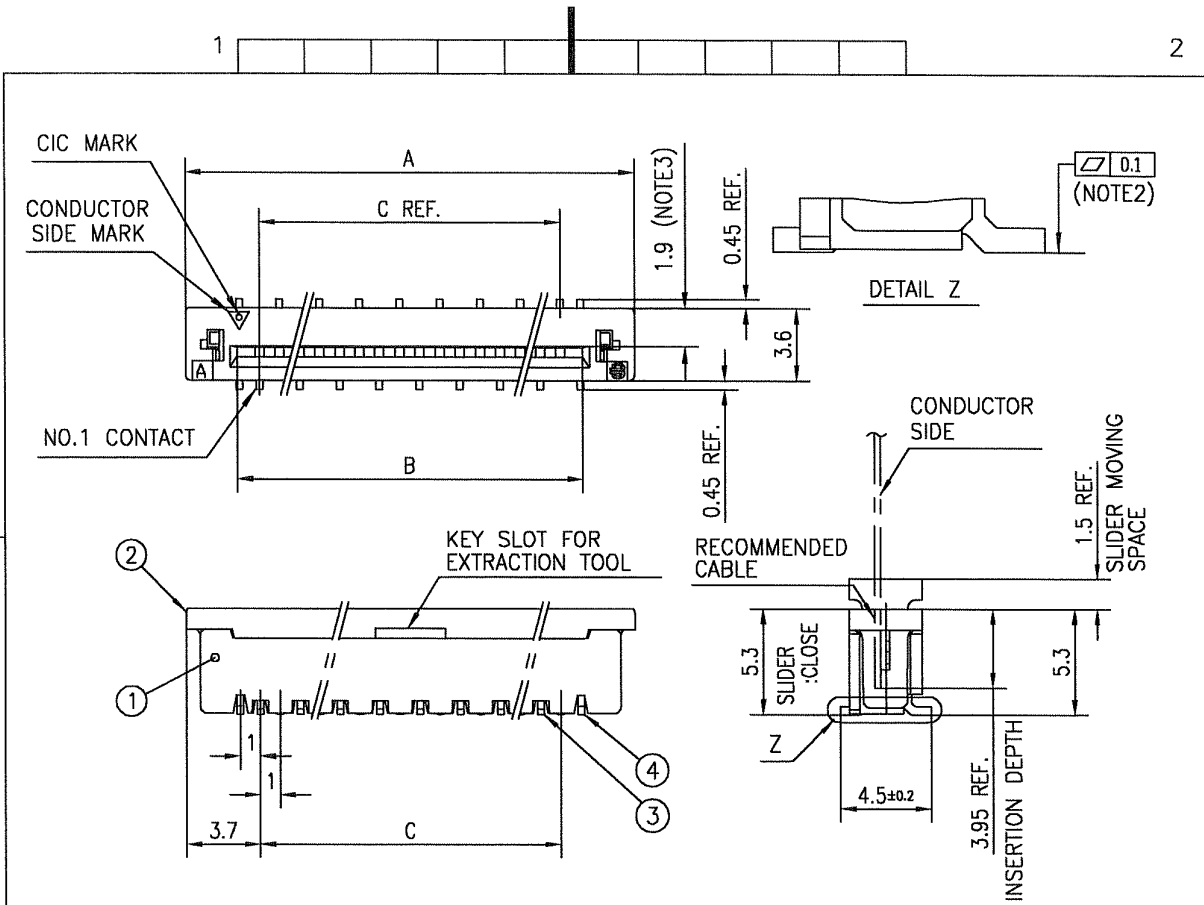
mat'l. code				surface 58	tolerance	projection	product family	58SF	CODE	JP	
ltr ecn no dr date				ISO 1302	ISO 406	mm	title				
AA J04-0333 H.T. Oct.13/04				tolerances unless otherwise specified	ISO 1101		1mm SPACING SURFACE MOUNT				
AB J06-0430 H.T. 10/19/06				angles	±0.2	scale X	CIC CONNECTOR				
				linear			(CAT.No.SFW__S-6ST__)				
				dr		FCJ	dwg no				
				enr			sheet 1 of 1 size				
				chr			JSA 93905				
				appd			A4				
sheet index		revision sheet		AB 1		type		Product Customer Drawing		Rev.	AB

SC-SFWS02 JSA93900 form: A4



FCconnect.com

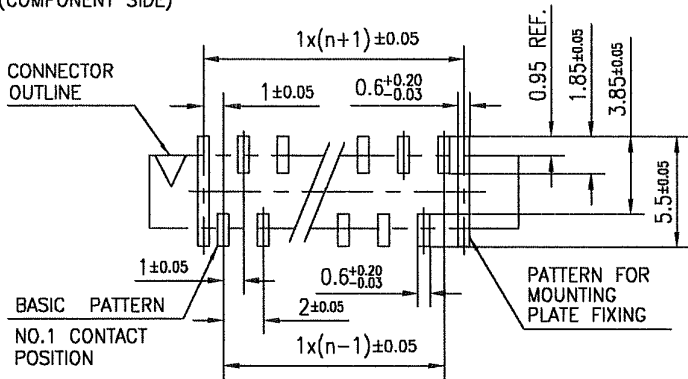
Copyright FCJ.



PT. NO.	PARTS NAME	MATERIAL	Q'TY	NOTE
1	HOUSING	GLASS FILLED THERMOPLASTIC RATED. (UL94V-0)	1	COLOR: BROWN
2	SLIDER		1	COLOR: BLACK
3	CONTACT	PHOSPHOR BRONZE	n	PLATING: TIN ALLOY
4	MOUNTING PLATE	BRASS	2	

n : NO. OF CONTACTS

RECOMMENDED PC BOARD LAYOUT (COMPONENT SIDE)



NOTES

1. THIS PRODUCT IS THE CONNECTOR DESIGNED TO TERMINATE CIC AND COPEs WITH AUTOMATIC MOUNTING (SMT).
2. FLATNESS OF CONTACT TERMINAL AND MOUNTING PLATE MUST BE WITHIN TOLERANCE IN Z PORTION DETAILED DRAWING.
3. THIS DIMENSION IS SPACE FOR THE NOZZLE OF MOUNTER.

mat'l. code		surface 58 / tolerance ISO 406 / ISO 1302 ✓ / ISO 1101		projection		product family		CODE JP		
ltr	ecn no	dr	date	tolerances unless otherwise specified		title				
AA	J04-0333	H.T	Oct.13,'04	angles ±0.2		1mm SPACING SURFACE MOUNT CIC CONNECTOR (CAT.No.SFW__S-6STM__)				
AB	J06-0430	H.T	10/19/06	linear		mm				
				scale		dwg no		sheet of size		
						JSA 93901		A4		
						type Product Customer Drawing				
sheet index	revision sheet	AB	1							Rev. AB

SC-SFWS02 JSA93900 form: A4



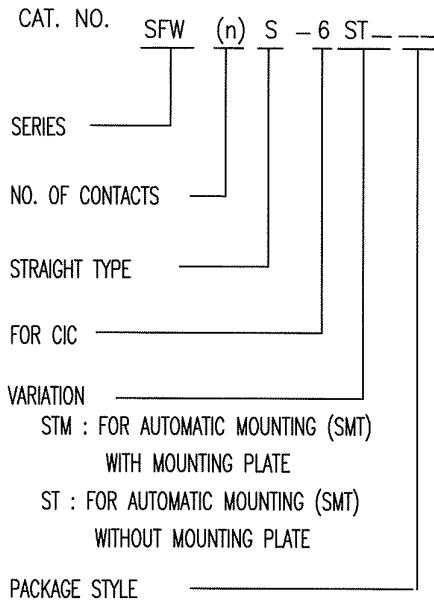
FCIconnect.com

Copyright FCI.



CAT. NO. & DIMENSIONS

(NOTE4)	NO. OF CONTACTS (n)	CAT. NO. (NOTE2)	DIMENSIONS (NOTE3)		
			D ± 5	E ± 0.3	F ± 0.1
	4	SFW4S-6ST_E1	28.4	24	—
	5	SFW5S-6ST_E1	28.4	24	—
	6	SFW6S-6ST_E1	28.4	24	—
*	7	SFW7S-6ST_E1	28.4	24	—
	8	SFW8S-6ST_E1	28.4	24	—
*	9	SFW9S-6ST_E1	28.4	24	—
	10	SFW10S-6ST_E1	28.4	24	—
	11	SFW11S-6ST_E1	28.4	24	—
*	12	SFW12S-6ST_E1	36.4	32	28.4
	13	SFW13S-6ST_E1	36.4	32	28.4
	14	SFW14S-6ST_E1	36.4	32	28.4
	15	SFW15S-6ST_E1	36.4	32	28.4
	16	SFW16S-6ST_E1	48.4	44	40.4
	17	SFW17S-6ST_E1	48.4	44	40.4
*	18	SFW18S-6ST_E1	48.4	44	40.4
*	19	SFW19S-6ST_E1	48.4	44	40.4
	20	SFW20S-6ST_E1	48.4	44	40.4
*	21	SFW21S-6ST_E1	48.4	44	40.4
	22	SFW22S-6ST_E1	48.4	44	40.4
	23	SFW23S-6ST_E1	48.4	44	40.4
	24	SFW24S-6ST_E1	48.4	44	40.4
*	25	SFW25S-6ST_E1	48.4	44	40.4
	26	SFW26S-6ST_E1	48.4	44	40.4
*	27	SFW27S-6ST_E1	60.4	56	52.4
	28	SFW28S-6ST_E1	60.4	56	52.4
	29	SFW29S-6ST_E1	60.4	56	52.4
	30	SFW30S-6ST_E1	60.4	56	52.4
*	31	SFW31S-6ST_E1	60.4	56	52.4
*	32	SFW32S-6ST_E1	60.4	56	52.4



NOTES

1. THIS PRODUCT IS THE CONNECTOR DESIGNED TO TERMINATE CIC AND COPES WITH AUTOMATIC MOUNTING (SMT).
2. THIS CATALOG NO. INDICATES PLASTIC TAPE PACKAGED CONNECTOR.
3. SEE PART DRAWINGS FOR DIMENSIONS D~F.
4. PLEASE CONSULT US IN CASE OF USING PARTS WITH * MARK.

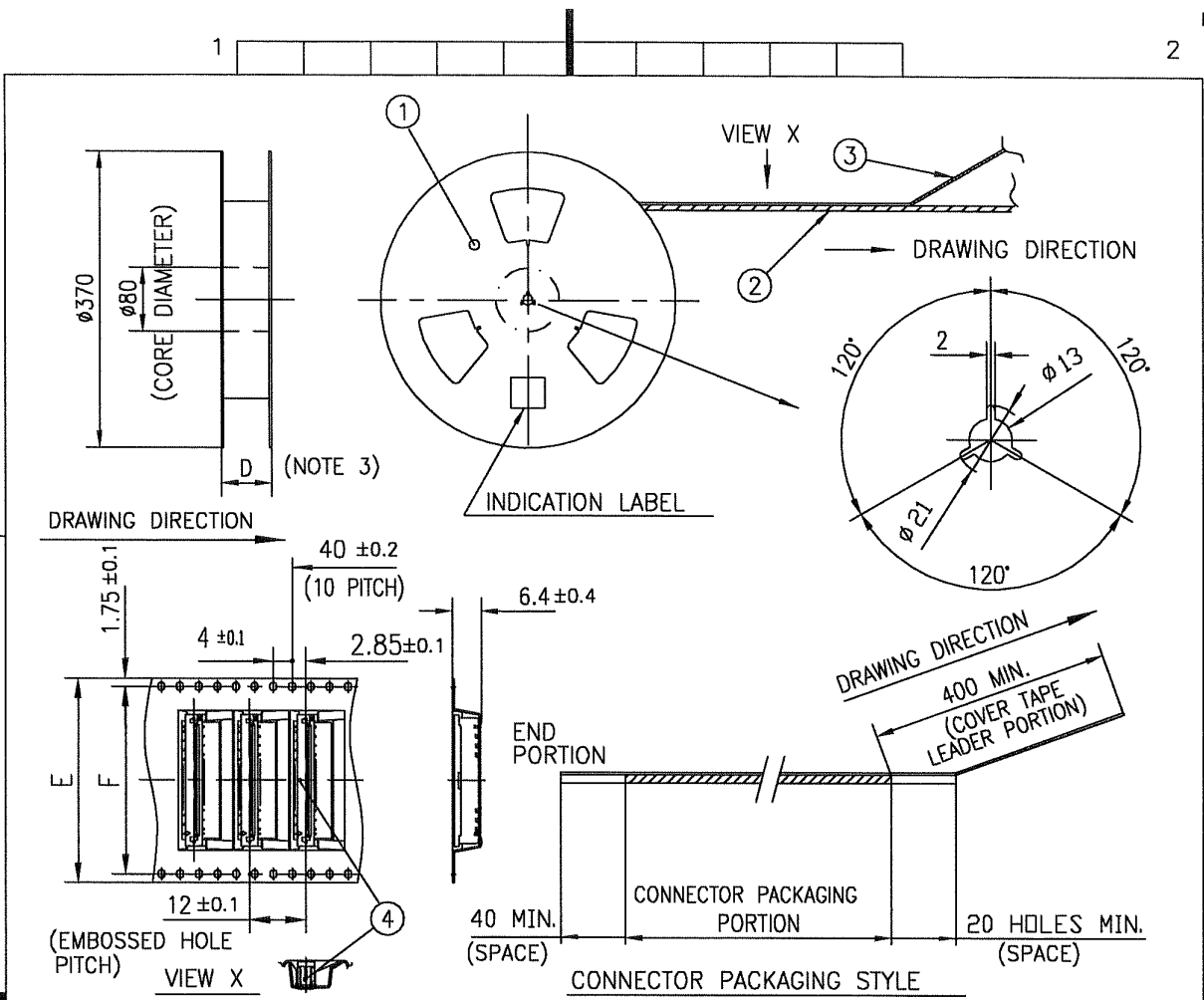


FCIconnect.com

Copyright FCI.

mat'l. code				surface 58 / ISO 1302 ✓		tolerance ISO 406 / ISO 1101		projection		product family 58SF		CODE JP	
litr ecn no dr date				tolerances, unless otherwise specified				mm		title			
AA J04-0333 H.T 2004-10-13				angles linear				scale X		CAT. NO. TABLE FOR PLASTIC TAPE PACKAGED 1mm SPACING SMT CONN. (CAT.No.SFW__S-6ST_E1)			
AB J05-0547 H.T 2005-8-30								FCI		dwg no sheet 1 of 1 size		A4	
AC J06-0430 H.T 2006-10-19										JSA 93902			
AD J07-0407 H.T 2007-8-9				dr engr chr appd						type Product Customer Drawing		Rev AD	
sheet index		revision sheet		AD									

JSA93900 form: A4 93903



PT. NO.	PARTS NAME	CAT. NO.	MATERIAL	Q'TY	NOTE
1	REEL	_____	CARDBOARD	1	COLOR:GRAY
2	PLASTIC (EMBOSSD) TAPE	_____	PET	_____	COLOR:TRANSPARENCY
3	COVER	_____	POLYESTER	_____	COLOR:TRANSPARENCY
4	CONNECTOR	SFW__S-6ST__	SEE ATTACHED DWG.	1000	_____

NOTES

1. THIS IS PLASTIC TAPE PACKAGED CONNECTOR USED FOR CIC AND COPES WITH AUTOMATIC MOUNTING (SMT).
2. SEE JIS C 0806 (PACKING OF ELECTRONIC COMPONENTS ON CONTINUOUS TAPES (SURFACE MOUNTING DEVICES)) FOR SHAPE AND DIMENSIONS OF PLASTIC (EMBOSSD) TAPE AND REEL.
3. D DIMENSION IS PORTION OF THE CORE.

mat'l. code		surface 58 / tolerance ISO 1302 ✓ / ISO 406 / ISO 1101		projection	product family 58SF	CODE JP
ltr	ecn no	dr	date	tolerances unless otherwise specified	title	
AA	J04-0333	H.T	Oct.13/04	±5	PLASTIC TAPE PACKAGED 1mm SPACING SMT CONNECTOR (CAT.No.SFW__S-6ST_E1)	
AB	J06-0430	H.T	10/19/06	linear	mm	
				±5'	scale X	
		dr	<i>H. Saito</i> 10/19/06		dwg no sheet 1 of 1 size	
		enr	<i>H. Saito</i> 10/19/06		JSA 93903 A4	
		chr	<i>R. Brown</i> 10/19/06		type Product Customer Drawing	
		appd	<i>S. Anderson</i> 10/20/06			
sheet index	revision sheet	AB 1				Rev AB

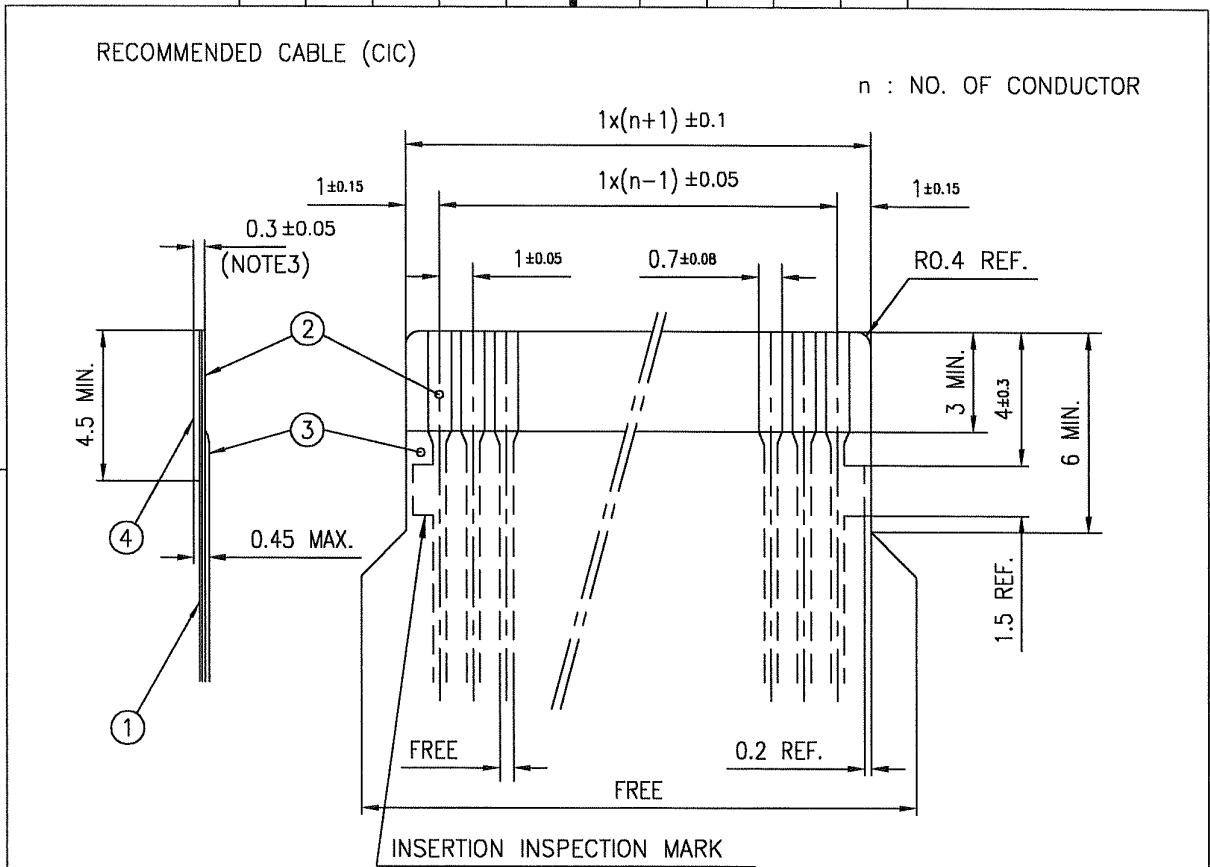
JSA93902 form: A4



FCIconnect.com

Copyright FCI.





PT. NO.	PARTS NAME	MATERIAL	THICKNESS (μm)	
1	BASE FILM	POLYESTER OR EQUAL	75	25
2	CONDUCTOR	CARBON PASTE OVER SILVER PASTE	10 MIN.	
3	OVERLAY	POLYIMIDE OR POLYESTER OR EQUAL		
4	SUPPORTING TAPE	POLYESTER OR POLYIMIDE OR EQUAL	188	250

NOTES

1. NO BURR AT EACH PORTION.
2. NO PEELING IN COMMON USE.
3. TOTAL THICKNESS LIMIT OF EACH MATERIAL (INCLUDING ADHESIVE AGENT) IS SPECIFIED.

mat'l. code		surface 58 / tolerance ISO 1302 ✓ / ISO 406 / ISO 1101		projection		product family 58SF		CODE JP	
ltr	ecn no	dr	date	tolerances unless otherwise specified		title			
AA	J04-0333	H.T	Oct.13/04	angles	linear	RECOMMENDED CABLE			
AB	J06-0430	H.T	10/19/06			(CAT.No.SFW__S-6ST__)			
		dr	10/19/06			dwg no		sheet 1 of 1 size	
		enr	10/19/06			JSA 93904		A4	
		chr	10/19/06			type		Product Customer Drawing	
		appd	10/20/06						
sheet index	revision	AB						Rev. AB	
	sheet	1							



FCIconnect.com

Copyright FCI.

