

Terminals and Splices

POSITIVE LOCK Connectors <Mark II>

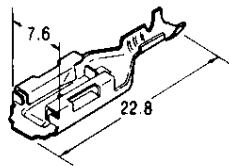
Heavy-duty Type

250 Series Receptacle Terminals

Acceptable Tab Width : 6.35mm

Material : Brass

Material : Brass



Wire Range AWG	Insulation mm ²	Insulation Diameter	Finish	Part Nos. of Rec. Terminal		Part Nos. of Hand Tool
				S.T.	L.P.	
22-20	0.3~0.56	1.5~2.4	None	170452-1	—	—
			Pre-tin	170452-2	—	
18-14	0.75~2.27	2.2~3.4	None	170454-1	170455-1	752873-1
			Pre-tin	170454-2	170455-2	
12-10	3.08~5.27	3.6~5.0	None	170456-1	—	—
			Pre-tin	170456-2	—	

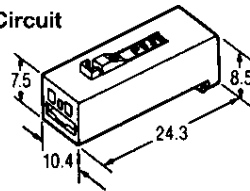
Extraction Tool Part No. : 724659-2(411-5106)

Application Spec. : 114-5060/Product Spec.: 108-5150/Instruction Sheet : 412-5154

250 Series Receptacle Housings

Material : UL94V-2 rated, 66 Nylon

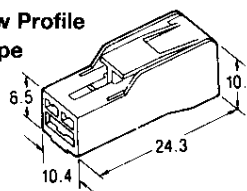
1 Circuit



Material : UL94V-2 rated, 66 Nylon

Part No. : 174090-1 (Natural)
174090-2 (Black)

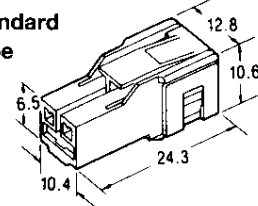
Low Profile Type



Material : 66 Nylon

Part No. : 172320-1 (Natural)
172320-2 (Black)

Standard Type

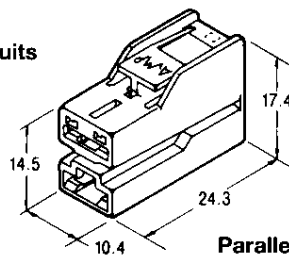


Material : UL94V-2 rated, 66 Nylon

Part No. : 172863-2 (Black)

Double Lock Type

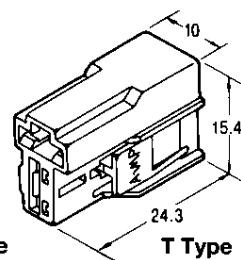
2 Circuits



Material : UL94V-2 rated, 66 Nylon

Part No. : 172433-1 (Natural)
172433-2 (Black)

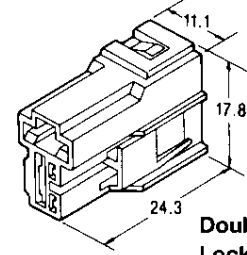
*Uses FASTON Receptacle terminal P/N 170032 in circuit # II.



Material : UL94V-0 rated, 66 Nylon

Part No. : 172434-1 (Natural)
172434-2 (Black)

*Uses FASTON Receptacle terminal P/N 170032 in circuit # I.



Material : UL94V-0 rated, 66 Nylon

Part No. : 172864-2 (Black)

*Uses FASTON Receptacle terminal P/N 170032 in circuit # I.