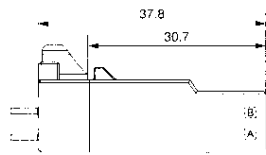


Wire to Board Connectors

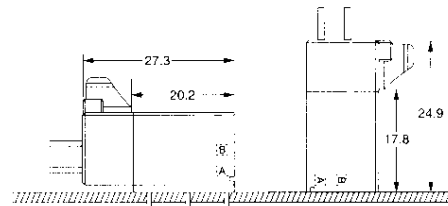
Dynamic Series Connectors/D-2000 Series

D-2100D

Mating Dimensions



Panel / Free-hanging Type

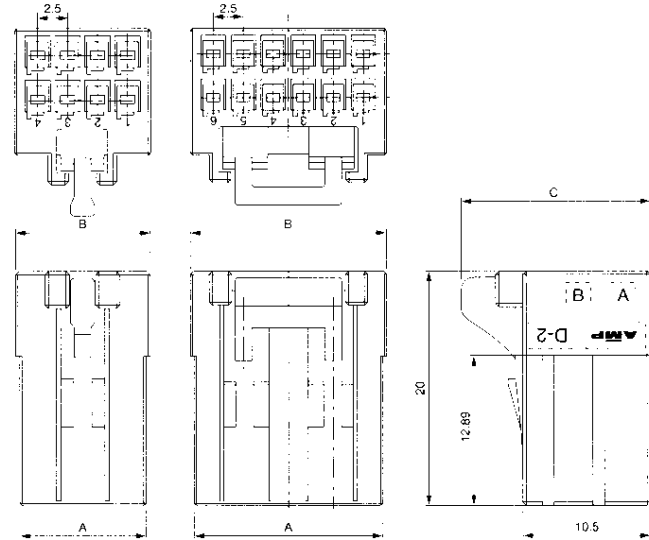



Horizontal Type

Vertical Type

External Dimensions

■ Receptacle Housing

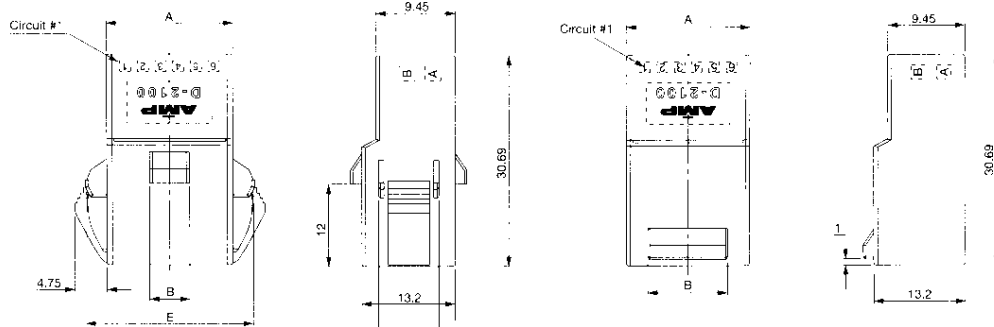
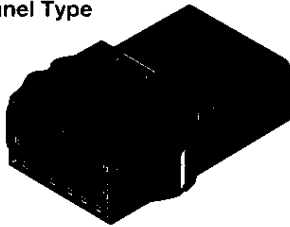


No. of Pos.	Part Number of Receptacle Housing	Dimensions		
		A	B	C
6	□-1318119-3	8.3	8.9	15.8
8	□-1318119-4	10.8	11.4	15.8
12	□-1318118-6	15.8	16.4	14.8
20	□-1318118-9	25.8	26.4	14.8

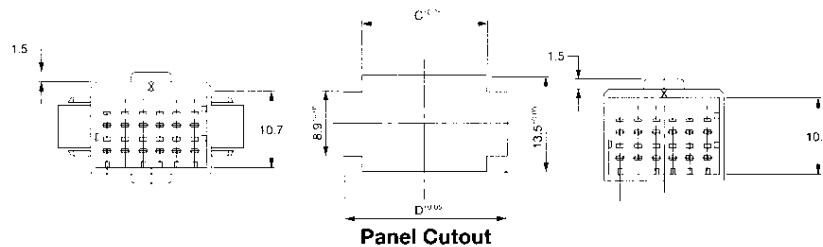

□ is for the following key codes :
-1: X-type -2:Y-type

■ Tab Housing

Panel Type



Free Hanging Type



Panel Cutout

No. of Pos.	Part Number of Tab Housing		Dimensions				
	Panel Type	Free-hanging Type	A	B	C**	D**	E**
6	□-1318114-3	□-1318115-3	10.2	4	10.5	16.5	16.38
8	□-1318114-4	□-1318115-4	12.7	4	13	19.0	18.88
12	□-1318114-6	□-1318115-6	17.7	11.5*	18	24.0	23.88
20	□-1318114-9	□-1318115-9	27.7	11.5*	28	34.0	33.88

**Applies only for panel type. *The dimension "B" for panel type is 6.0mm.
□ is for the following key codes : -1: X-type -2:Y-type

4