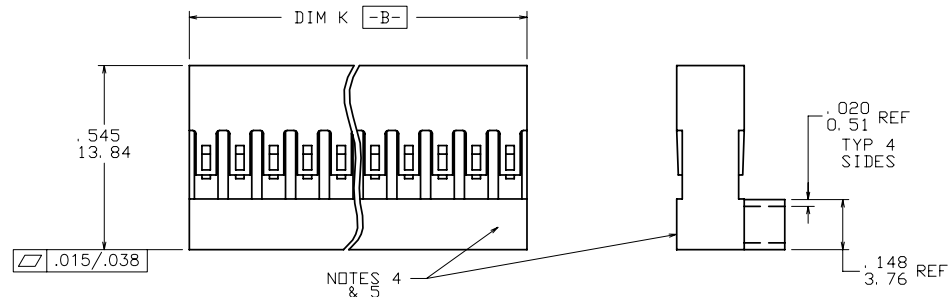
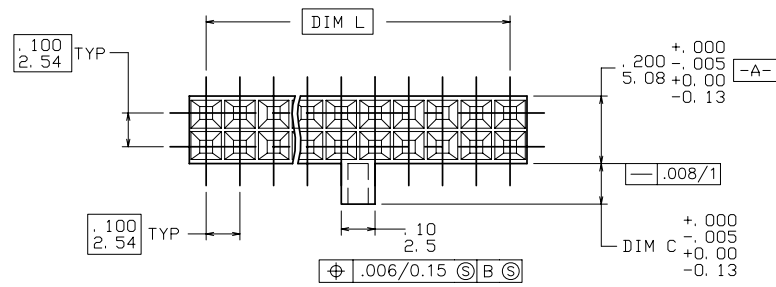


PRODUCT NUMBER  
SEE TABLE



- NOTES:
- PIN LENGTH TO BE .210/5.33 MIN RECOMMENDED PIN LENGTH IS .225±.015/5.72±0.38.
  - MOLDING MATERIAL: MODIFIED POLYPHENYLENE ETHER COLOR-BLACK UL 94V-0
  - MAY BE USED WITH PRODUCT LINE NO. 65268 STYLE M.
  - ALL MARKINGS FOR MILITARY PART NUMBERS ARE TO BE PER MIL-STD-1285. SEE TABULATION.
  - PLACE DESC PART NO. AND CAGE NO. ON PACKAGING LABEL. PRODUCT LENGTH IS TO SMALL TO MARK PART.
  - APPLICABLE SPECIFICATIONS:  
BUS-12-067: PRODUCT SPECIFICATION  
TA-75: CRIMPING INSTRUCTIONS (TERMINALS MUST BE CRIMPED PROPERLY FOR SATISFACTORY LATCHING).  
TA-531: INSTALLING AND REMOVING TERMINALS
  - PRODUCT MEETS EUROPEAN UNION DIRECTIVES AND OTHER COUNTRY REGULATIONS AS DESCRIBED IN GS-22-008.
  - THE PRODUCT IS NOT INTENDED TO BE EXPOSED TO MANUFACTURING SOLDER PROCESS.
  - EUROPEAN CUSTOMERS SHOULD ORDER PART NUMBERS WITH AN 'E' SUFFIX AS SHOWN IN TABLE TO CONTINUE TO BE SUPPLIED BY THE EUROPEAN PLANT. SEE DRAWING 65846EUR.



mat'l. code		surface	tolerance	projection	product family
SEE NOTE 2		ASME Y14.5 ✓	ASME Y14.5		PV HOUSINGS
l/r	ec'n no	dr	date	tolerances unless otherwise specified	title
v	v06-0357	HTB	2006-04-17	XX+01/XX+3	MINI LATCH HOUSING DOUBLE ROW POLARIZED
w	v06-0886	HTB	2006-08-31	XXX+005/XXX+8	
x	v07-0511	HTB	2007-08-07	XXXX+0020/XXX+051	
		dr	T. BREWBAKER	2006-04-17	dwg no
		engr	T. BREWBAKER	2006-04-17	sheet 1 of 3
		chr	T. BREWBAKER	2006-04-17	size
		appd	T. BREWBAKER	2006-04-17	A4
sheet	revision	x	x	x	type
index	sheet	1	2	3	Product Customer Drawing

Copyright FCJ



FCJconnect.com

1 | 2

3 |

4

PRODUCT NO.	NO. OF POS.	DIM K	DIM L	DIM C	EUROPEAN VERSION-NOTE 9
65846-001LF	2 X 12	1.200/30.48	1.100/27.94	.120/3.05	65846-001ELF
65846-002LF	2 X 15	1.500/38.10	1.400/35.56	.120/3.05	65846-002ELF
65846-003LF	2 X 19	1.900/48.26	1.800/45.72	.120/3.05	65846-003ELF
65846-004LF	2 X 22	2.200/55.88	2.100/53.34	.120/3.05	-
65846-005LF	2 X 27	2.700/68.58	2.600/66.04	.120/3.05	65846-005ELF
65846-006LF	2 X 10	1.000/25.40	.900/22.86	.120/3.05	65846-006ELF
65846-007LF	2 X 7	.700/17.78	.600/15.24	.120/3.05	65846-007ELF
65846-008LF	2 X 9	.900/22.86	.800/20.32	.120/3.05	65846-008ELF
65846-009LF	2 X 32	3.200/81.28	3.100/78.74	.120/3.05	-
65846-010LF	2 X 5	.500/12.70	.400/10.16	.120/3.05	65846-010ELF
65846-011LF	2 X 8	.800/20.32	.700/17.78	.120/3.05	65846-011ELF
65846-012LF	2 X 25	2.500/63.50	2.400/60.96	.120/3.05	65846-012ELF
65846-013LF	2 X 30	3.000/76.20	2.900/73.66	.120/3.05	-
65846-014LF	2 X 2	.200/5.08	.100/2.54	.120/3.05	65846-014ELF
65846-015LF	2 X 3	.300/7.62	.200/5.08	.120/3.05	65846-015ELF
65846-016LF	2 X 4	.400/10.16	.300/7.62	.120/3.05	65846-016ELF
65846-017LF	2 X 6	.600/15.24	.500/12.70	.120/3.05	-
65846-018LF	2 X 11	1.100/27.94	1.000/25.40	.120/3.05	-
65846-019LF	2 X 13	1.300/33.02	1.200/30.48	.120/3.05	-
65846-020LF	2 X 14	1.400/35.58	1.300/33.02	.120/3.05	-
65846-021LF	2 X 16	1.600/40.64	1.500/38.10	.120/3.05	-
65846-022LF	2 X 17	1.700/43.18	1.600/40.64	.120/3.05	-
65846-023LF	2 X 18	1.800/45.72	1.700/43.18	.120/3.05	-
65846-024LF	2 X 20	2.000/50.80	1.900/48.26	.120/3.05	-
65846-025LF	2 X 21	2.100/53.34	2.000/50.80	.120/3.05	-
65846-026LF	2 X 23	2.300/58.42	2.200/55.88	.120/3.05	-
65846-027LF	2 X 24	2.400/60.96	2.300/58.42	.120/3.05	-
65846-028LF	2 X 26	2.600/66.04	2.500/63.50	.120/3.05	-
65846-029LF	2 X 28	2.800/71.12	2.700/68.58	.120/3.05	-
65846-030LF	2 X 29	2.900/73.66	2.800/71.12	.120/3.05	-
65846-031LF	2 X 31	3.100/78.74	3.000/76.20	.120/3.05	-
65846-032LF	2 X 33	3.300/83.82	3.200/81.28	.120/3.05	-
65846-033LF	2 X 34	3.400/86.36	3.300/83.82	.120/3.05	-
65846-034LF	2 X 35	3.500/88.90	3.400/86.36	.120/3.05	-
65846-035LF	2 X 36	3.600/91.44	3.500/88.90	.120/3.05	-
65846-036LF	2 X 3	.300/7.62	.200/5.08	.080/2.03	-

mat'l. code	SEE NOTE 2	surface	ASME Y14.5 ✓	tolerance	ASME Y14.5	projection	product family	PV HOUSINGS	
tr	ecm no	dr	date	tolerances unless otherwise specified		INCH/MM	scale 1:1	title	
x				angles	XXX+01/XX+3			MINI LATCH HOUSING	
				0°±2'	XXXX+0020/XXX+051			DOUBLE ROW POLARIZED	
		dr	T. BREWBAKER	2006-04-17		FCJ	dwg no	sheet 2 of 3	size
		engr	T. BREWBAKER	2006-04-17				65846	A4
		chr	T. BREWBAKER	2006-04-17					
		appd	T. BREWBAKER	2006-04-17			type	Product Customer Drawing	
sheet index	revision sheet								

form A4mmXc

1 | 2

3 |

4

Copyright FCJ

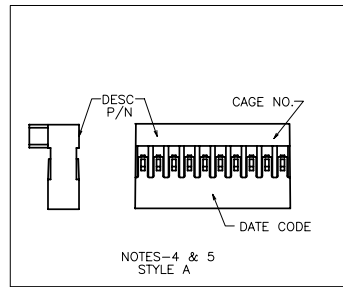


1 | 2

3

4

MILITARY PRODUCT NO.	MADE FROM	MARKING STYLE	DESC P/N	CAGE NO.
65846-001-MIL		DISCONTINUED		
65846-002-MIL		DISCONTINUED		
65846-003-MIL		DISCONTINUED		
65846-004-MIL		DISCONTINUED		
65846-005-MIL		DISCONTINUED		
65846-006-MIL		DISCONTINUED		
65846-007-MIL		DISCONTINUED		
65846-008-MIL		DISCONTINUED		
65846-009-MIL		DISCONTINUED		
65846-010-MIL		DISCONTINUED		
65846-011-MIL		DISCONTINUED		
65846-012-MIL		DISCONTINUED		
65846-013-MIL		DISCONTINUED		
65846-014-MIL		DISCONTINUED		
65846-015-MIL		DISCONTINUED		
65846-016-MIL		DISCONTINUED		
65846-017-MIL		DISCONTINUED		
65846-018-MIL		DISCONTINUED		
65846-019-MIL		DISCONTINUED		
65846-020-MIL		DISCONTINUED		
65846-021-MIL		DISCONTINUED		
65846-022-MIL		DISCONTINUED		
65846-023-MIL		DISCONTINUED		
65846-024-MIL		DISCONTINUED		
65846-025-MIL		DISCONTINUED		
65846-026-MIL		DISCONTINUED		
65846-027-MIL		DISCONTINUED		
65846-028-MIL		DISCONTINUED		
65846-029-MIL		DISCONTINUED		
65846-030-MIL		DISCONTINUED		
65846-031-MIL		DISCONTINUED		
65846-032-MIL		DISCONTINUED		
65846-033-MIL		DISCONTINUED		
65846-034-MIL		DISCONTINUED		
65846-035-MIL		DISCONTINUED		



A

A

B

B

mat'l. code	SEE NOTE 2	surface	tolerance	projection	product family
lfr	ecn no	ASME Y14.5	ASME Y14.5		PV HOUSINGS
x	dr	tolerances unless otherwise specified	angles	INCH/MM	title
	date	XXX+01/XX+3	0°±2'	scale 1:1	MINI LATCH HOUSING DOUBLE ROW POLARIZED
		XXXX+0020/XXX+051	dr		dwg no
			engr		65846
			chr		sheet 3 of 3
			appd		size A4
sheet	revision				type
index	sheet				Product Customer Drawing

form A4mmXc

1

2

3

4