

4 Position – Commercial MATE-N-LOK Connectors (Continued)

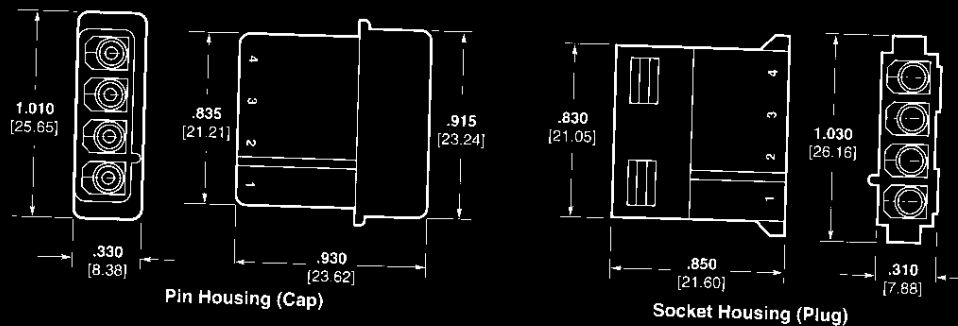
Housings

Free Hanging

.200 [5.08] Centerline spacing

Material

Nylon




Flammability Rating	Part Numbers	
	Pin Housing (Cap)	Socket Housing (Plug)
UL94V-2	1-480426-0	1-480424-0
UL94V-0	—	770827-1

PC Board Vertical Pin Headers

Material

Housing — UL94V-2 Nylon, natural color

Contacts — Phosphor bronze
Solder tail diameter .062 [1.57]



Recommended PC Board Hole Layout
.062 [1.57] thick PC Board

Pin Finish	Part Numbers	
	Standard Tail ²	Long Tail ³
Pre-Tin	350211-1	350424-1
Duplex ¹	350211-2	350424-2

¹Duplex Finish — Plated with .000030 [.000762] min. gold in mating area, matte tin-lead on solder tail end over .000050 [.00127] min. nickel underplate on entire contact.

²Use standard tail for .062 [1.57] thick PC Board.

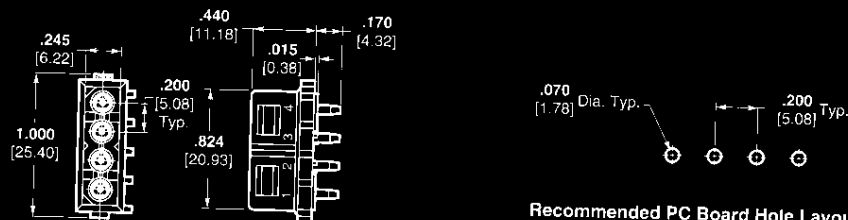
³Use long tail for .125 [3.18] thick PC Board.

PC Board Vertical Socket Headers

Material and Finish

Housing — UL94-V2 Nylon, natural color

Contacts — Phosphor bronze, pre-tin
Solder tail diameter .062 [1.57]



Recommended PC Board Hole Layout
.062 [1.57] thick PC Board

Part Number
770997-1

Dimensions are for reference only.