


**AMPLIMITE .050 Series Vertical Receptacle Headers With Through-Hole Tails, Series III**

AMPLIMITE .050 Series Connectors, Series III



**Materials:**

**Housing**—Thermoplastic, 94V-0 rated, black. SMT compatible

**Shell**—Steel, plated bright nickel over copper

**Bracket**—Zinc, plated nickel over copper

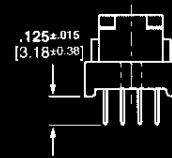
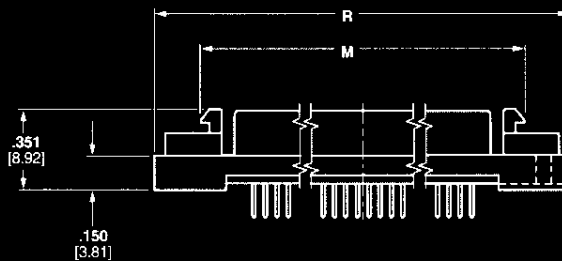
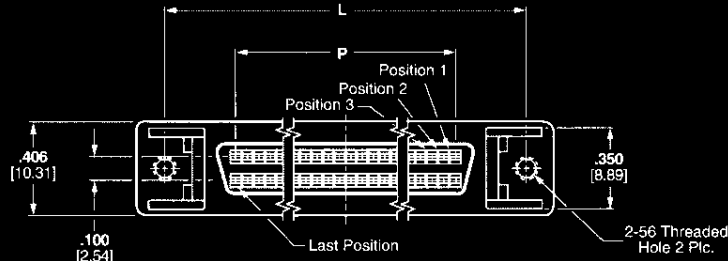
**Contacts**—Phosphor bronze, duplex plated .000030 [0.00076] min. gold on mating end; tin-lead on solder end; all underplated nickel

**Technical Documents:**

**Product Specifications**—108-1228

**Application Specifications**—114-40029


**Note:** Extra pin contact protection is provided by rails, which facilitate a straight-out, unmating motion. A side-to-side rocking motion should not be used to disengage the connector system.



**Note:** Refer to Tyco Electronics Customer drawings and Application Spec for PCB & panel layouts.



Part Number 749069-5



Part Number 749721-5



Part Number 749070-7

No. of Pos.	Dimensions				Part Numbers		
	L	M	P	R	w/ Rails & Latchblocks	w/ Latchblocks	Plain
20	1.080 27.43	.915 23.24	.450 11.43	1.315 33.40	749069-1	749721-1	—
26	1.230 31.34	1.065 27.05	.600 15.24	1.465 37.21	749069-2	—	—
28	1.280 32.51	1.115 28.32	.650 16.51	1.515 38.48	—	749721-3	—
40	1.580 40.13	1.415 35.94	.950 24.13	1.815 46.10	749069-4	—	—
50	1.830 46.48	1.665 42.29	1.200 30.48	2.065 52.45	749069-5	749721-5	749070-5
68	2.280 57.91	2.115 53.72	1.650 41.91	2.515 63.88	749069-7	749721-7	749070-7
80	2.580 65.53	2.415 61.34	1.950 49.53	2.815 71.50	749069-8	—	—
100	3.080 78.23	2.915 74.04	2.450 62.23	3.315 84.20	749069-9	—	749070-9