THIS DRAWING IS UNPUBLISHED. RELEASED FOR PUBLICATION .19 .
© COPYRIGHT 19 BY AMP INCORPORATED. ALL RIGHTS RESERVED.

LOC	DIST
GP	00

REVISIONS

Y	LTR	DESCRIPTION	DATE	DWN	APVD
	AM	REV PER EC 0UE0-0002-01	09 JAN 02	JR	JG

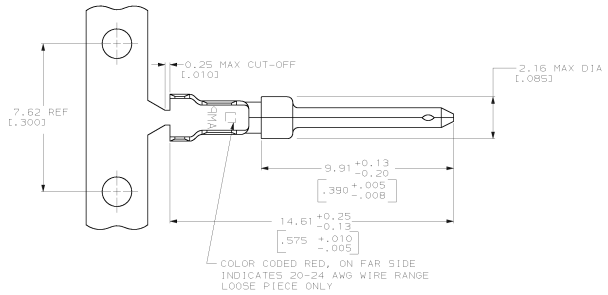

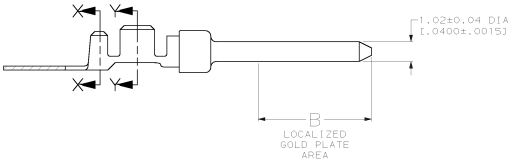

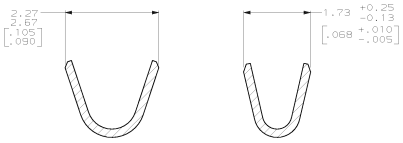

SECTION X-X
INSULATION BARREL
SCALE 20:1

SECTION Y-Y
WIRE BARREL
SCALE 20:1

1. FOR MINI-APPLICATOR AND STRIPPER CRIMPER.
2. FOR HAND TOOL USE ONLY.
3. FOR STANDARD APPLICATOR PART #566171 ONLY.
4. WIRE RANGE OF 20-24 AWG. INSULATION RANGE OF 1.27/1.52 [.050-.060].
5. GOLD PLATING MAY NOT APPEAR ON CARRIER STRIP.
6. GOLD PLATING PER MIL-G-45204, NICKEL PLATING PER QQ-N-290, TIN PLATING PER MIL-T-10727, COPPER PLATING PER MIL-C-14550.
7. PLATED, 1.27µm [.000050] GOLD OVER 1.27µm [.000050] NICKEL.
8. GOLD PLATED IN LOCALIZED GOLD PLATED AREA, 0.76µm [.000030] GOLD IN MATED AREA, GOLD FLASH ON REMAINDER, OVER 1.27µm [.000050] NICKEL.
9. PLATED WITH GOLD FLASH OVER 0.76µm [.000030] NICKEL.
10. PLATED WITH 2.54µm - 5.08µm [.000100 - .000200] TIN.
11. GOLD PLATED IN LOCALIZED GOLD PLATED AREA, 0.76µm [.000030] GOLD IN MATED AREA, TIN PLATED WIRE BARRELS, OVER 1.27µm [.000050] NICKEL.
12. PLATED WITH GOLD FLASH IN LOCALIZED GOLD PLATE AREA, TIN PLATED WIRE BARRELS, OVER 0.76µm [.000030] NICKEL.
13. GOLD PLATED IN LOCALIZED GOLD PLATE AREA, 0.38µm [.000015] GOLD IN MATED AREA, GOLD FLASH ON REMAINDER, OVER 1.27µm [.000050] NICKEL.
14. AMP ITALY PART NUMBER ONLY.
15. GOLD PLATED IN LOCALIZED GOLD PLATE AREA, 1.27µm [.000050] GOLD IN MATED AREA, GOLD FLASH ON REMAINDER, OVER 1.27µm [.000050] NICKEL.
16. GOLD PLATED IN LOCALIZED GOLD PLATE AREA, 0.03µm [.000001] GOLD IN MATED AREA, 0.76µm [.000030] MIN TIN PLATED WIRE BARRELS, ALL OVER 0.76µm [.000030] MIN NICKEL.
17. GOLD FLASH IN LOCALIZED GOLD PLATE AREA, 2.54µm[.000100] MIN TIN OR TIN-LEAD PLATED WIRE BARRELS, ALL OVER 0.76µm[.000030] MIN NICKEL.

SUPERSEDED BY 2-66506-5	STANDARD	5.84 [.230]	1	1	STRIP	6-66506-4
OBSOLETE	STANDARD	3.94 [.155]	1	1	STRIP	6-66506-3
	STANDARD	3.94 [.155]	16	1	STRIP	6-66506-2
	SMALL PACK	3.94 [.155]	1	1	LOOSE PIECE	6-66506-1
OBSOLETE	STANDARD	3.94 [.155]	1	1	STRIP	6-66506-0
	STANDARD	3.94 [.155]	1	1	LOOSE PIECE	5-66506-9
	STANDARD	3.94 [.155]	1	1	LOOSE PIECE	5-66506-7
	STANDARD	3.94 [.155]	1	1	STRIP	2-66506-5
	STANDARD	3.94 [.155]	1	1	STRIP	2-66506-4
OBSOLETE	STANDARD	-	10	1	STRIP	1-66506-4
OBSOLETE	STANDARD	-	1	1	STRIP	1-66506-1
	STANDARD	-	1	1	LOOSE PIECE	1-66506-0
	STANDARD	3.94 [.155]	1	1	LOOSE PIECE	66506-9
	STANDARD	-	1	1	LOOSE PIECE	66506-8
	STANDARD	-	1	1	STRIP	66506-4
	STANDARD	3.94 [.155]	1	1	STRIP	66506-3
	STANDARD	-	1	1	STRIP	66506-2
	PACKAGING TYPE	B	FINISH	USE	TYPE	PART NUMBER

THIS DRAWING IS A CONTROLLED DOCUMENT.

DIMENSIONS: mm [INCHES]

TOLERANCES UNLESS OTHERWISE SPECIFIED:
0 PLC ±-
1 PLC ±-
2 PLC ±0.13 [.005]
3 PLC ±-
4 PLC ±-
ANGLE ±-

MATERIAL: BRASS PER MIL-C-50
FINISH: 6 SEE TABLE

DWN: J. WELDON 9-5-80
CHK: C. RICHARD 9-10-80
APVD: V. KUMAR 9-10-80
PRODUCT SPEC: –
APPLICATION SPEC: 114-13000
WEIGHT: –
CUSTOMER DRAWING

AMP Incorporated
Harrisburg, PA 17105-3608

NAME: PIN CONTACT, SIZE 20 DF, 20-24 AWG, AMPLIMITE

SIZE: A1 | CAGE CODE: 00779 | DRAWING NO: 66506 | RESTRICTED TO: –

SCALE: 10:1 | SHEET 1 OF 1 | REV: AM

AMP 4805 REV 11.XMB7

05-FEB-01 08:25:27 amp34993 /home/amp34993/edmod

Downloaded from Elcodis.com electronic components distributor