

4

3

2

1

THIS DRAWING IS UNPUBLISHED. RELEASED FOR PUBLICATION
 © COPYRIGHT - BY TYCO ELECTRONICS CORPORATION. ALL RIGHTS RESERVED.

LOC	DIST	REVISIONS				
P	LTR	DESCRIPTION	DATE	DWN	APVD	
BD	00					
	R1	ECO-05-10192	06OCT05	MB	JO	

△ MATERIAL:
 FRONT INSULATOR: PBT, 30 %GF, UL94V-0, BLACK COLOR
 BACK INSULATOR: PBT, 30 %GF, UL94V-0, BLACK COLOR
 CONTACT: BRASS
 FRONT SHELL: STEEL
 BACK SHELL: STEEL
 CLINCH NUTS: BRASS

△ FINISH:
 △ CONTACT: GOLD PLATING 0.00002[.0000008] MIN ON CONTACT AREA 0.00229
 [.000090] MIN TIN-LEAD PLATING ALL OVER 0.00127[.000050] MIN NICKEL
 △ CONTACT: GOLD PLATING 0.00076[.000030] MIN ON CONTACT AREA 0.00229
 [.000090] MIN TIN-LEAD PLATING ALL OVER 0.00127[.000050] MIN NICKEL
 △ SHELL: TIN 0.0241[.000095] MIN FULL SHELL
 △ SHELL: ZINC 0.00076[.000300] MIN FULL SHELL
 △ CONTACT: GOLD PLATING 0.00002[.0000008] MIN ON CONTACT AREA 0.00229
 [.000090] MIN TIN-COPPER PLATING ALL OVER 0.00127[.000050] MIN NICKEL
 △ CLINCH NUTS: NICKEL PLATING .00305-.00508[.000120-.000200]

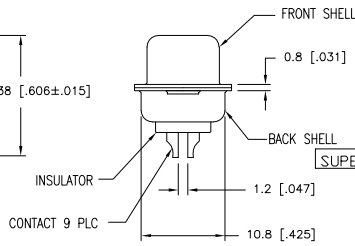
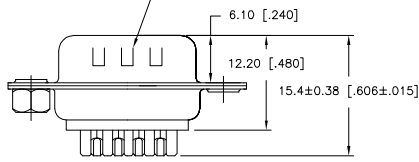
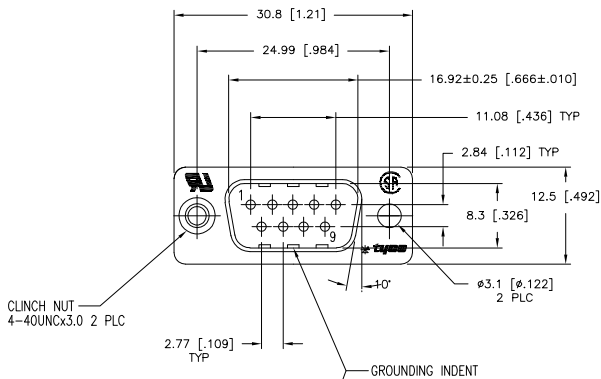
8. SPECIFICATION
 ELECTRICAL CHARACTERISTICS: CURRENT RATING: 3 AMPERES
 DIELECTRIC WITHSTANDING VOLTAGE: AC 1000V r.m.s
 INSULATION RESISTANCE: 5000 MEGOHMS MINIMUM AT DC 500V
 CONTACT RESISTANCE: 10 MILLIOHMS MAXIMUM.

△ ROHS 2002/95/EC/COMPLIANT

10. PLUG ASSEMBLY MATES WITH ANY 9 POSITION RECEPTACLE IN AMPLIMITE SERIES

11. SOLDER CUP WILL ACCOMODATE 20 AWG MAX WIRE

△ CONTACT: GOLD PLATING 0.00076[.000030] MIN ON CONTACT AREA 0.00229[.000090] MIN TIN-
 COPPER ALL OVER 0.00127[.000050] MIN NICKEL PLATING



STANDARD	YES	YES	△	△	5-747904-8
STANDARD	NO	YES	△	△	5-747904-5
STANDARD	NO	YES	△	△	5-747904-2
STANDARD	NO	YES	△	△	747904-9
STANDARD	YES	YES	△	△	747904-8
STANDARD	NO	YES	△	△	747904-5
STANDARD	NO	NO	△	△	747904-4
STANDARD	NO	YES	△	△	747904-2
PACKAGING TYPE	CLINCH NUTS	GROUNDING INDENTS	CONTACTS	SHELLS	PART NO

SUPERSEDED TO 5-747904-2

THIS DRAWING IS A CONTROLLED DOCUMENT.		DWN M.BINNER 03MAR03	Tyco Electronics Corporation Harrisburg, PA 17105-3608	
DIMENSIONS: mm		CHK R.BENDORF 05MAR03	NAME PLUG ASSY, SOLDER CUP, SIZE 1, 9 POSN, HD-20, AMPLIMITE	
TOLERANCES UNLESS OTHERWISE SPECIFIED:		APVD R.BENDORF 05MAR03	SIZE CAGE CODE DRAWING NO RESTRICTED TO	
0 PLC ± .01		PRODUCT SPEC	A3 00779 C-747904	
1 PLC ± 0.25		APPLICATION SPEC	WEIGHT	
2 PLC ± 0.13			CUSTOMER DRAWING	
3 PLC ± 0.06			SCALE 1:1 SHEET 1 OF 1 REV R1	
4 PLC ± .01				
ANGLES ± .4°				
MATERIAL	FINISH	SEE TABLE		