

HD-20 All-Plastic Right-Angle Posted Connectors 590 Mount (Continued)

Post Size—.026 [0.66] Dia.

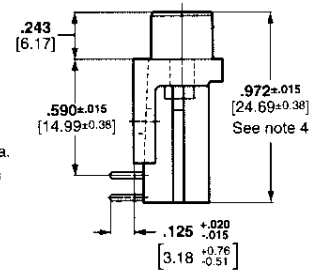
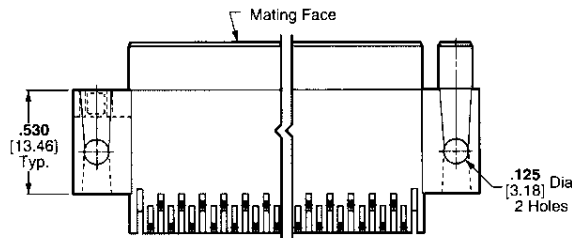
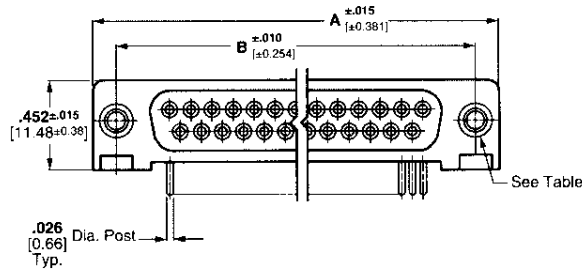
Receptacle—Without Boardlocks



With Threaded Insert



With Female Screwlock



Material and Finish:

Housing—94V-0 rated thermoplastic, black

Threaded Inserts—Zinc, chromate coated

Female Screwlocks—Zinc, chromate coated

Socket Contacts (Posted)—Phosphor bronze, duplex plated as follows:

A—000030 [0.00076] gold on mating end, tin-lead on termination end, with entire contact nickel underplated

B—Gold flash on mating end, tin-lead on termination end, with entire contact nickel underplated

Technical Documents:

Product Specification—108-40025

Application Specification—114-40015

See customer drawings for printed circuit board layouts.

Shell Size	No. of Contact Positions	Dimensions		Contact Finish (Plating Code)	Part Numbers		
		A	B		With Threaded Inserts	With Fixed Female Screwlocks	With .125 [3.18] Mounting Holes
1	9	1.213	.984	A	747459-4	747459-6	747459-2
		30.81	24.99	B	747459-3	747459-5	747459-1
2	15	1.541	1.312	A	747460-4	748948-1	747460-2
		39.14	33.32	B	747460-3	747460-5	747460-1
3	25	2.088	1.852	A	747461-4	747461-6	747461-2
		53.04	47.04	B	747461-3	747461-5	747461-1
4	37	2.729	2.500	A	747462-4	747462-6	747462-2
		69.32	63.50	B	—	—	—
5	50	2.635	2.406	A	—	—	206973-1
		66.93	61.11	B	—	—	206973-2

- Notes:**
- All receptacle connectors are preloaded with size 20 DF posted socket contacts.
 - Recommended pc board thickness is .093 [2.36] max.
 - Male screw retainers are used as mating hardware for connectors with 4-40 female screwlocks.
 - Dimension is 1.120 [28.45] for size 5 d-sub.

.590 [14.99] Board Mount Footprint