



# AMPLIMITE Subminiature D Type Connectors (Continued)

## HDP-20 Connector Contacts, Precision Formed

**Contact Size 20 DF**  
**Pin Diameter 1.02 [.040]**

**Material and Finish:**

**Pin** — Brass

**Socket** — Phosphor bronze

**Plated**

**A** — Select — Gold flash over nickel on entire contact, with additional 0.00376 [.003030] gold on mating end

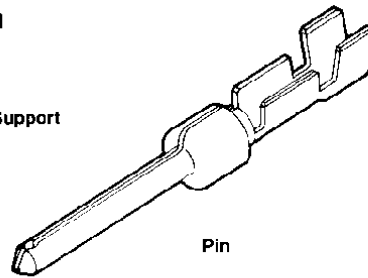
**B** — Duplex — 0.00076 [.00030] gold on mating end, tin-lead on termination end, with entire contact nickel underplated

**C** — Gold flash over nickel on entire contact

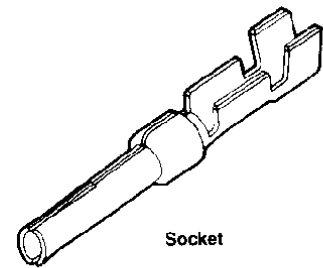
**D** — Duplex — Gold flash on mating end, tin-lead on termination end, with entire contact nickel underplated

**Crimp Snap-In Contacts**

With Insulation Support



Pin



Socket

**Related Product Data:**

**Connectors used with:**

**HDP** — Page 512

**Application Tooling**

AMPOMATOR C.S. IV+ Lead-Making Machine

**Technical Documents:**

**Product Specification** — 108-40005

**Application Specifications**

114-10000


114-40030

Wire Size Range AWG [mm]	Ins. Dia. Max.	Contact Finish (Plating Code)	Contact Part Numbers				Hand Tools for Loose Form Contacts		
			Pin		Socket		PRO-CRIMPER II Hand Tool	CERTI-CRIMP Hand Tool (Color Code)	Applicators* for Strip Form Contacts
			Strip Form	Loose Form	Strip Form	Loose Form			
28-24 0.08-0.2	1.02 .340	A	66507-3	66507-9	66505-3	66505-9	58448-2	90302-1 (Blue Dot)	466423-4** 466901-1***
		B	3-66507-0	5-66507-7	6-66505-0	6-66505-2			
		C	66507-4	1-66507-0	66505-4	1-66505-0			
		D	3-66507-1	5-66507-9	5-66505-7	5-66505-9			
	1.52 .060	A	66682-2	66682-4	66683-2	66683-4	—	90374-1 (Black Dot)	466963-1***
		B	66682-9	1-66682-1	1-66683-0	1-66683-2			
		C	66682-6	—	66683-7	66683-9			
		D	—	—	—	—			
26-22 0.15-0.4	1.27 .050	A	745254-2	745254-6	745253-2	745253-6	—	90406-1 (Yellow Dot)	466968-1***
		B	1-745254-4	1-745254-6	1-745253-4	1-745253-6			
		C	745254-3	745254-7	745253-3	745253-7			
		D	1-745254-1	1-745254-3	1-745253-1	1-745253-3			
24-20 0.2-0.6	1.52 060	A	66506-3	66506-9	66504-3	66504-9	59448-2	90302-1 (Red Dot)	466422-4*** 466900-1***
		B	2-66506-4	5-66506-7	5-66504-9	6-66504-0			
		C	66506-4	1-66506-0	66504-4	1-66504-0			
		D	2-66506-5	5-66506-9	5-66504-6	5-66504-7			

\*For Part Nos. of Special Applicators and Applicators for other model machines, call the AMP Tooling Assistance Center at 1-800-722-1111.

\*\*For use with AMP-O-LECTRIC Model "G" Terminating Machine.

\*\*\*For use with AMP-O-MATIC Model II Stripper-Crimper Machine.



**Each kit contains:**

- Connector
- Inner shield
- Outer shield

Contacts and ferrules must be purchased separately.

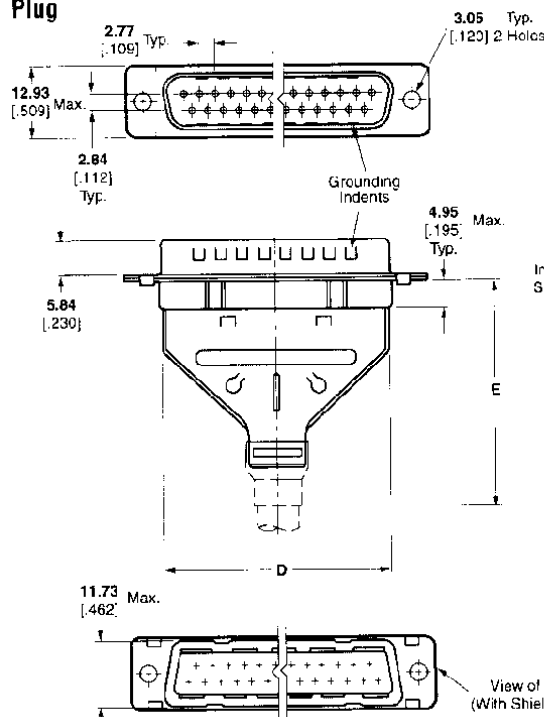
**Material and Finish:**

**Connector Shells** — Steel, tin plated

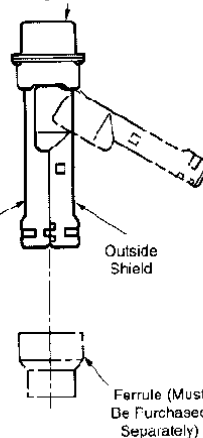
**Connector Insert** — 94V-0 rated thermoplastic, black

**Shield** — Steel, tin plated

**Plug**



**Plug Connector**



**Technical Documents:**

**Product Specifications** —

108-40005

108-40030

**Application Specifications** —

114-10000

114-40030

**Instruction Sheet** — 408-9010