

Size 8 Contacts (Power) for Standard Density, Series 109 Power/Coax/Signal Connectors

Crimp Contacts

Material and Finish:

Copper alloy, plated gold over nickel underplate

Retention Clips — Stainless steel or phosphor bronze

Note: clip may differ from view shown

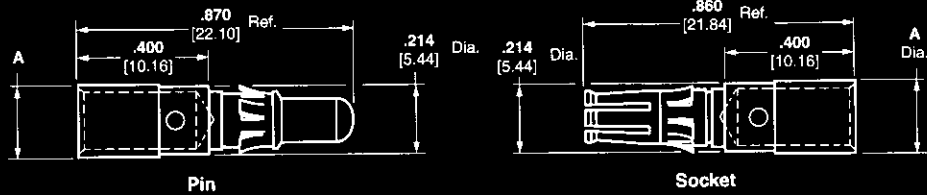
Product Specification:

For Crimp Contacts — 108-10045
(current rating and wire size)

For PCB Contacts — 108-10045-1

Hand Crimp Tool — AMP 608651-1
with positioner AMP 608651-2

Extraction Tool — 318813-1



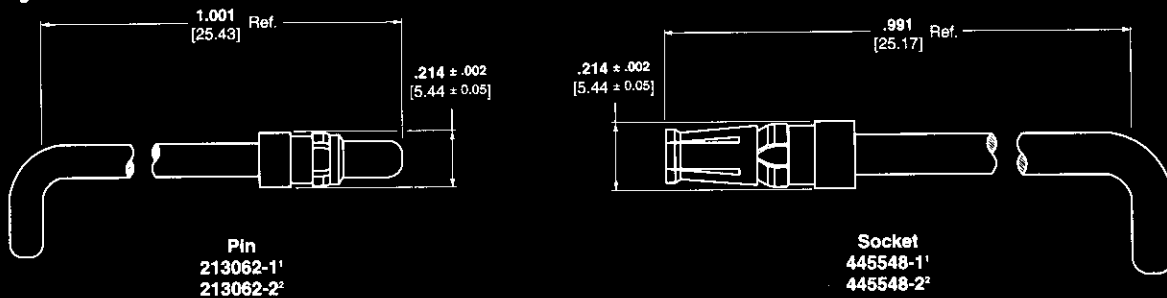
Wire Size Range AWG	mm ²	Dim. A	Part Numbers					
			50 Gold Pins ¹	30 Gold Pins ¹	50 Gold Sockets	30 Gold Sockets	Blindmate 50 Gold Pins	30 Blindmate Gold Pins
8 ²	8	.230 5.84	211159-1	211159-3	211161-1	211161-3	1218385-1	—
10 ²	5	.185 4.69	211159-2	211159-4	211161-2	211161-4	—	—
12-14	2-3	.150 3.81	212007-1	212007-2	212008-1	212008-2	1218483-1	1218483-2
16-18	0.8-1.4	.102 2.59	212013-1 ¹	212013-2 ¹	212014-1 ¹	212014-2 ¹	—	—

- Notes:** 1. 16-18 size use 608668-1 with Positioner 608668-2.
2. Retention clip shown is for 12-14, 16-18 Awg. See AMP customer drawing for 8, 10 Awg Retention Clip.
3. Use these contacts only with the **Standard** connectors on pages 5122 and 5123. Do not use with **Blindmate** connectors.

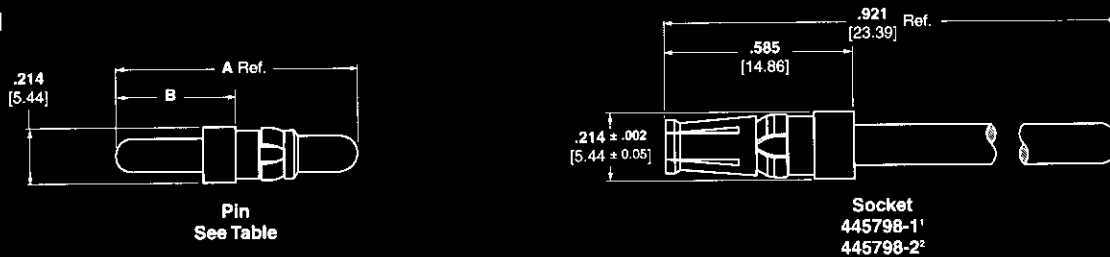
Printed Circuit Board Contacts

(Use these contacts only with the **Standard** connectors on page 5123. Do not use with **Blindmate** connectors.)

Right-Angle



Vertical



Part Number	Dim A	Dim B
449379-1 ¹	.931 [23.65]	.461 [11.71]
449379-2 ¹	.845 [21.46]	.375 [9.52]
1-449379-0 ²	.931 [23.65]	.461 [11.71]
1-449379-1 ²	.845 [21.46]	.375 [9.52]

- Note:** 1. Standard connector, .000050 [0.00127] gold plating.
2. Standard connector, .000030 [0.00076] gold plating.