

# D-SUB STANDARD – DUAL PORT

Solder pin – Angled – Stamped contacts – .625" / 15.88 mm Connector spacing

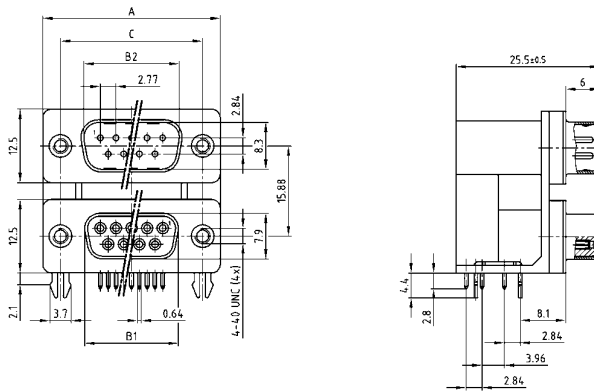


RoHS compliant – CSA listed, File No.: LR 115000-1 – UL listed, File No.: E202784

## DESCRIPTION

- Variations: pin – pin; socket – socket; pin – socket
- Mounting style: with mounting bracket, PCB clip and 4-40 UNC threaded insert
- Quality class 3 (other quality classes on request)
- Shell: Steel tin plated

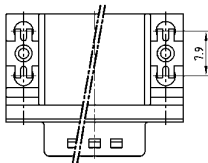
## PRODUCT DRAWING



No. of pos.	A	B1	B2	C
2X 09	30.80	16.30	16.92	25.00
2X 15	39.20	24.60	25.25	33.30
2X 25	53.10	38.30	38.96	47.04
2X 37	69.40	54.80	55.42	63.50

Graphically representation of only one variant!

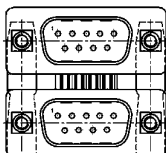
Mounting style: PCB clip, threaded insert



## D-SUB STANDARD – DUAL PORT VARIATIONS

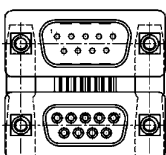
Solder pin – Angled – Stamped contacts – .625" / 15.88 mm Connector spacing

### ORDER DATA



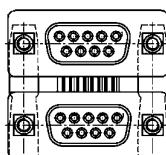
Variation:  
plug upper –  
plug bottom

No. of pos.	Mounting style 4-40 UNC	Part Number
09 / 09	PCB clip/Threaded insert	DLS 1PP5AN21 X
15 / 15	PCB clip/Threaded insert	DLS 2PP5AN21 X
25 / 25	PCB clip/Threaded insert	DLS 3PP5AN21 X
37 / 37	PCB clip/Threaded insert	DLS 4PP5AN21 X



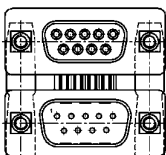
Variation:  
plug upper –  
socket bottom

No. of pos.	Mounting style 4-40 UNC	Part Number
09 / 09	PCB clip/Threaded insert	DLS 1PS5AN21 X
15 / 15	PCB clip/Threaded insert	DLS 2PS5AN21 X
25 / 25	PCB clip/Threaded insert	DLS 3PS5AN21 X
37 / 37	PCB clip/Threaded insert	DLS 4PS5AN21 X



Variation:  
socket upper –  
socket bottom

No. of pos.	Mounting style 4-40 UNC	Part Number
09 / 09	PCB clip/Threaded insert	DLS 1SS5AN21 X
15 / 15	PCB clip/Threaded insert	DLS 2SS5AN21 X
25 / 25	PCB clip/Threaded insert	DLS 3SS5AN21 X
37 / 37	PCB clip/Threaded insert	DLS 4SS5AN21 X



Variation:  
socket upper –  
plug bottom

No. of pos.	Mounting style 4-40 UNC	Part Number
09 / 09	PCB clip/Threaded insert	DLS 1SP5AN21 X
15 / 15	PCB clip/Threaded insert	DLS 2SP5AN21 X
25 / 25	PCB clip/Threaded insert	DLS 3SP5AN21 X
37 / 37	PCB clip/Threaded insert	DLS 4SP5AN21 X

PCB clip .122" / 3.1 ± .004" / 0.10 mm hole diameter and .063" / 1.6 mm circuit board thickness