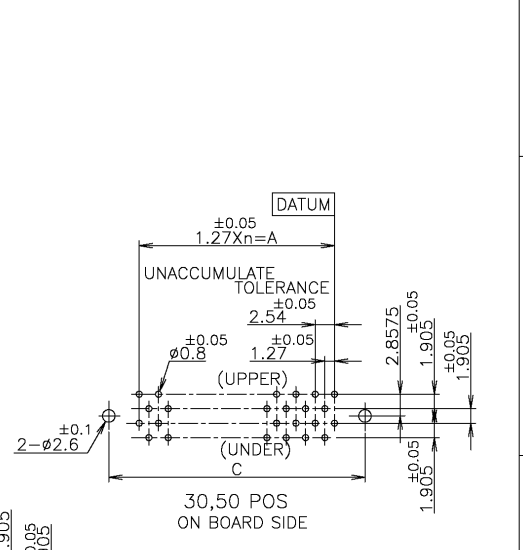
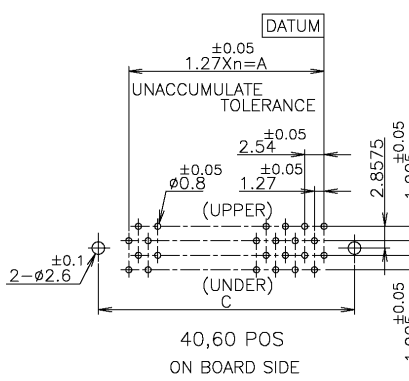
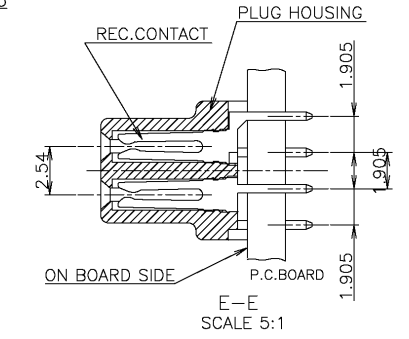
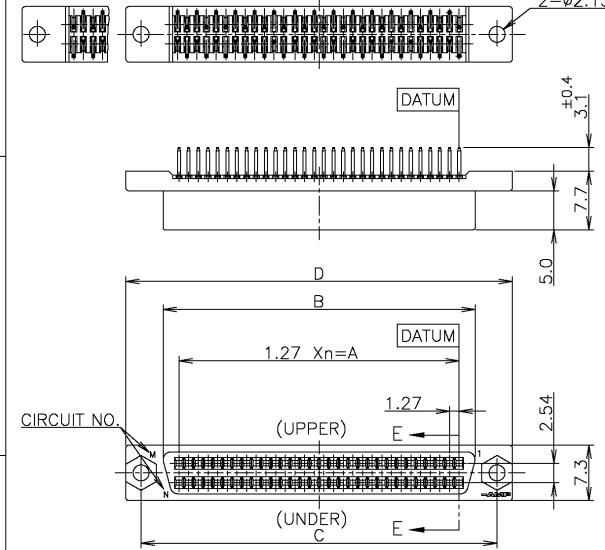


THIS DRAWING IS UNPUBLISHED. RELEASED FOR PUBLICATION AUG. 2004. COPYRIGHT 2004 BY TYCO ELECTRONICS CORPORATION. ALL RIGHTS RESERVED.

LOC	DIST	REVISIONS					
J		P	LTR	DESCRIPTION	DATE	DWN	APVD
		O	RELEASED	FJBO-0871-04	23AUG04	C.W	I.E



- 1 USE A P.C.B. WHOSE ARE TREATED WITH SOLDER RESIST.
  - 2 SHOW P.C.B LAYOUT FROM ON BOARD SURFACE SIDE.
  - 3 NUMBER THE CONTACT IN THE P.C.B OR CONNECTOR CONSECUTIVELY FROM "DATUM" SIDE.
  - 4 APPLY M2 SCREW & NUT TO FIX OF CONNECTOR.
- △ HOUSING MATERIAL : P.B.T(UL94V-0) / BLACK  
 △ CONTACT MATERIAL : PHO-BRONZE  
 △ FINISH : NICKEL 0.00127 MIN THK, OVERALL SELECTIVE GOLD 0.00076 MIN, OR 0.0002 MIN. THK ON CONTACT AREA AND TIN 0.001 MIN THK. ON TINE AREA.

Au PL. 0.00076 MIN.	6-	-4	60	29	36.83	41.00	46.80	50.80
	6-	-3	50	24	30.48	34.65	40.45	44.45
Au PL. 0.0002 MIN.	6-	-2	40	19	24.13	28.30	34.10	38.10
	6-	-1	30	14	17.78	21.95	27.75	31.75
	6-	-4	60	29	36.83	41.00	46.80	50.80
	6-	-3	50	24	30.48	34.65	40.45	44.45
REMARK	5173279-1	30	14	17.78	21.95	27.75	31.75	

LEAD FREE

GENERAL TOLERANCE  
 10 ≥ : ±0.2  
 30 ≥ > 10 : ±0.25  
 100 ≥ > 30 : ±0.3  
 ANGLES ±3°

THIS DRAWING IS A CONTROLLED DOCUMENT.

DIMENSIONS:	TOLERANCES UNLESS OTHERWISE SPECIFIED:	DWN	23AUG04
MM	0 PLC ±	CHK	20AUG04
	1 PLC ±	APVD	20AUG04
	2 PLC ±	NAME	
	3 PLC ±	PRODUCT SPEC	
	4 PLC ±	APPLICATION SPEC	
	ANGLES ±	WEIGHT	
MATERIAL	FINISH	CUSTOMER DRAWING	

COREL WANG  
 STEVEN YAO  
 I. ENOMOTO  
 108-60036

Tyco Electronics AMP K.K.  
 Kawasaki, Japan

PLUG ASSY (VERTICAL/ W/SCREW HOLE)  
 AMPLIMITE .050 SERIES I B-TO-B CONN.

SIZE	CAGE CODE	DRAWING NO	RESTRICTED TO
A3	00779	C=5173279	

SCALE 2:1 SHEET 1 OF 1 REV O