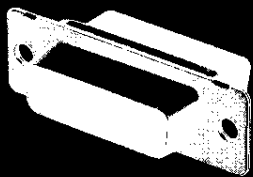
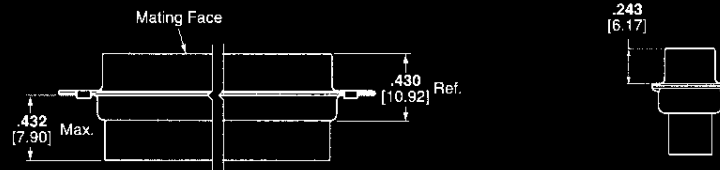
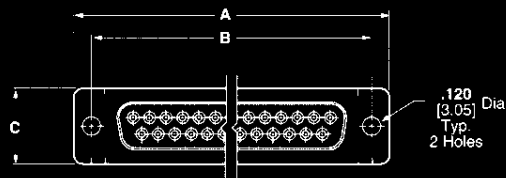


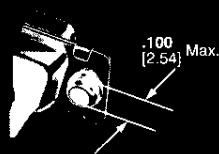
HDP-20 Crimp Snap-In Contact Connectors (Continued)



Receptacle



Cable Connectors



Clinch Nut
(Plug and Receptacle)

Shell Size	No. of Contact Positions	Dimensions			Insert Material	Mounting Method	Plug Part Numbers					Receptacle Part Nos.	
		A	B	C			Tin Plated Shell					Zinc Plated Shell	Tin Plated Shell
							Zinc Plated Shell	Without Grounding Indents	With Grounding Indents	Zinc Plated Shell	Tin Plated Shell		
1	9	1.213 30.81	.984 24.99	.494 12.55	94V-0	Standard	205204-1	205204-3	205204-4	205203-1	205203-3	—	745907-1
							—	745906-1	745906-2	—	745907-1		
2	15	1.541 39.14	1.312 33.33	.494 12.55	94V-0	Standard	205206-1	205206-2	205206-3	205205-1	205205-2	—	745909-1
							—	—	745908-2	—	745909-1		
3	25	2.088 53.04	1.852 47.04	.494 12.55	94V-0	Standard	205208-1	207464-1	207464-2	205207-1	207463-1	—	207516-3
							—	—	745036-2	207516-1	207516-3		
4	37	2.729 69.32	2.500 63.50	.494 12.55	94V-0	Standard	205210-1	205210-2	205210-3	205209-1	205209-2	—	207661-3
							—	—	745135-2	—	207661-3		
5	50	2.635 66.93	2.406 61.11	.605 15.37	94V-0	Standard	205212-1	205212-2	205212-3	205211-1	205211-2	—	745884-1
							—	—	745883-2	—	745884-1		

Note: Plugs accept size 20 DF pin contacts and receptacles accept size 20 DF socket contacts.

Note: Instruction Sheets for AMP Tooling are packaged with the tooling. For additional information call the Tooling Assistance Center: **1-800-722-1111**.