


**HD-20 Front Metal-Shell Right-Angle Posted Connectors 318 Mount**

Post Size—.026 [0.66] Dia.

Plug



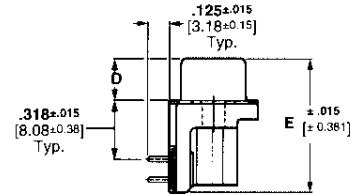
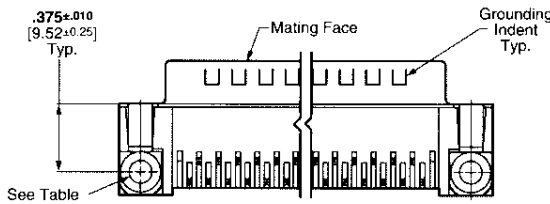
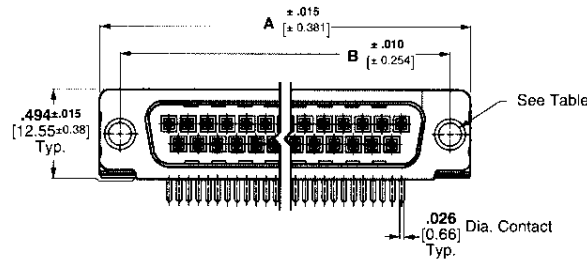
With Grounding Indents and Grounding Straps



With Threaded Insert



With Fixed Female Screwlock



**Material and Finish:**

- Front Shell**—Steel, tin plated
- Housing**—94V-0 rated thermoplastic, black
- Eyelets**—Brass, tin plated
- Threaded Inserts**—Zinc
- Female Screwlock**—Zinc
- Boardlocks**—Copper alloy, tin-lead plated
- Pin Contacts (Posted)**—Brass, duplex plated as follows:
  - A**— $.000030$  [0.00076] gold on mating end, tin-lead on termination end, with entire contact nickel underplated
  - B**—Gold flash on mating end, tin-lead on termination end, with entire contact nickel underplated

**Technical Documents:**

- Product Specification**—108-40025
- Application Specification**—114-40010

See customer drawings for printed circuit board layouts.

- **Recognized under the Component Program of Underwriters Laboratories, Inc., File No. E28476**


- **Certified by Canadian Standards Association, File No. LR 7189**



.318 [8.08] Board Mount Footprint

Shell Size	No. of Contact Positions	Dimensions				Contact Finish (Plating Code)	Plug Part Numbers					
							Without Boardlocks			With Boardlocks		
							With Standard Mounting Holes	With Threaded Inserts	With Fixed Female Screwlocks	With Standard Mounting Holes	With Threaded Inserts	With Fixed Female Screwlocks
1	9	1.213 30.81	.984 24.99	.235 5.97	.733 18.62	A	747250-2	747250-4	747250-6	747840-2	747840-4	747840-6
						B	—	747250-3	—	—	747840-3	747840-5
2	15	1.541 39.14	1.312 33.33	.235 5.97	.733 18.62	A	747236-2	747236-4	747236-6	747841-2	747841-4	747841-6
						B	—	747236-3	—	—	747841-3	—
3	25	2.088 53.04	1.852 47.04	.230 5.84	.738 18.75	A	747238-2	747238-4	747238-6	747842-2	747842-4	747842-6
						B	747238-1	747238-3	—	—	747842-3	747842-5
4	37	2.729 69.32	2.500 63.50	.230 5.84	.740 18.80	A	747252-2	747252-4	—	747843-2	747843-4	747843-6
						B	—	—	—	—	747843-3	—

- Notes:**
- All plug connectors are preloaded with size 20 DF posted pin contacts.
  - Recommended pc board thickness is  $.062$  [1.58] for connectors with boardlocks and  $.093$  [2.36] max. for all others.
  - Male screw retainers are used as mating hardware for connectors with 4-40 female screwlocks.