

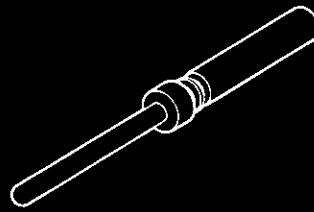
**Size 22 Crimp Contacts for Series 90 Connectors (MIL-C-39029)**

**Size 22 Crimp, Snap-In  
Contacts .030 [0.76]  
Pin Diameter**

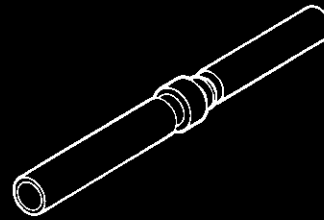
**Material and Finish**

**Pin, Socket Body** — Copper alloy,  
plated gold over nickel underplate

**Socket Hood** — Passivated stainless  
steel



**Pin**  
**M39029/58-360**  
(Supersedes M24308/13-1)



**Socket**  
**M39029/57-354**  
(Supersedes M24308/12-1)

| Wire Size Range |                    | Ins. Dia.<br>(Max.) | Contact Configuration | Tape Mounted Contacts <sup>1</sup> | Loose Piece Contacts           |              | Hand Tool             |                             | Contact Color Bands   |
|-----------------|--------------------|---------------------|-----------------------|------------------------------------|--------------------------------|--------------|-----------------------|-----------------------------|-----------------------|
| AWG             | [mm <sup>2</sup> ] |                     |                       | AMP Part No.                       | Military Part No.<br>(M39029/) | AMP Part No. | Tool No.<br>(M22520/) | Positioner No.<br>(M22520/) |                       |
| 22-28           | 0.4-0.8            | .054<br>1.38        | Pin                   | 204370-5                           | 58-360                         | 204370-2     | 02-01                 | 02-09                       | orange, blue, black   |
|                 |                    |                     | Socket                | 204351-2                           | 57-354                         | 204351-1     | 02-01                 | 02-06                       | orange, green, yellow |

<sup>1</sup>Tape mounted contacts are used in the AMP-TAPEMATIC Stripper/Crimper Machine Part Number **599406-7** (page 5142).

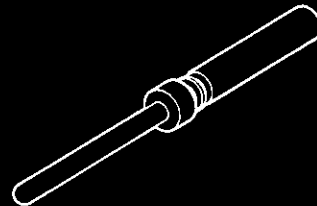
- Notes:**
1. These contacts are used in Series 90 military connectors.
  2. Insertion/Extraction Tool Part Number **91067-1** (Military Part Number **M81969/1-04**) is used to install and remove pin and socket contacts.
  3. See AMP Instruction Sheet 408-7516 for wire length, tool and selector settings.
  4. Color bands are read in the direction of terminal (wire barrel) end to mating end.

**Size 22 Crimp Contacts for Series 90 Connectors (Industrial Grade)**

**Size 22 Crimp, Snap-In  
Contacts .030 [0.76]  
Pin Diameter**

**Material and Finish**

**Pin Body** — Copper alloy with  
.000050–.000100 [0.00127–0.00254]  
gold plate over .000050–.000150  
[0.00127–0.00381] nickel underplate



**Pin**

| Wire Size Range |                    | Ins. Dia.<br>(Max.) | Contact Configuration | Tape Mounted Contacts <sup>1</sup> | Loose Piece Contacts | Hand Tool             |                             |
|-----------------|--------------------|---------------------|-----------------------|------------------------------------|----------------------|-----------------------|-----------------------------|
| AWG             | [mm <sup>2</sup> ] |                     |                       | Part No.                           | Part No.             | Tool No.<br>(M22520/) | Positioner No.<br>(M22520/) |
| 22-28           | 0.4-0.8            | .054<br>1.38        | Pin                   | 1218699-2                          | 1218699-1            | 02-01                 | 02-09                       |
|                 |                    |                     | Socket                | —                                  | —                    | —                     | —                           |

<sup>1</sup>Tape mounted contacts are used in the AMP-TAPEMATIC Stripper/Crimper Machine Part Number **599406-7** (page 5142).

- Notes:**
1. These contacts are used in Series 90 connectors.
  2. Insertion/Extraction Tool Part Number **91067-1** (Military Part Number **M81969/1-04**) is used to install and remove pin and socket contacts.
  3. See AMP Instruction Sheet 408-7516 for wire length, tool and selector settings.